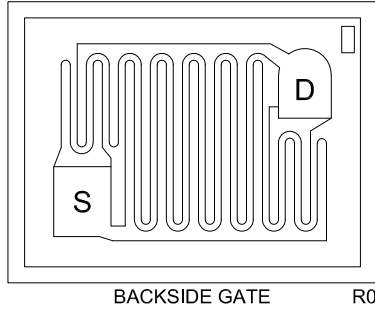


The CP216-2N4393 is a silicon N-Channel small signal JFET designed for analog switching and chopper applications.



**MECHANICAL SPECIFICATIONS:**

Die Size	21 x 16 MILS
Die Thickness	7.9 MILS
Drain Bonding Pad Size	3.3 x 4.5 MILS
Source Bonding Pad Size	3.3 x 4.5 MILS
Top Side Metalization	Al – 10,000Å
Back Side Metalization	Au – 3,250Å
Scribe Alley Width	2.0 MILS
Wafer Diameter	4 INCHES
Gross Die Per Wafer	29,732

**MAXIMUM RATINGS:** ( $T_A=25^\circ\text{C}$ )

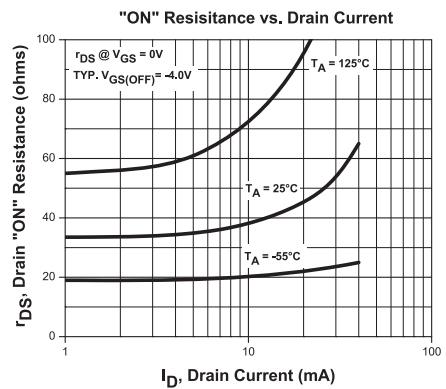
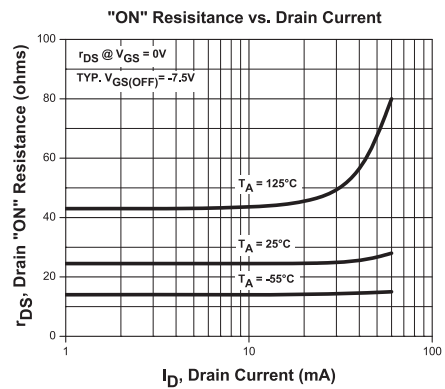
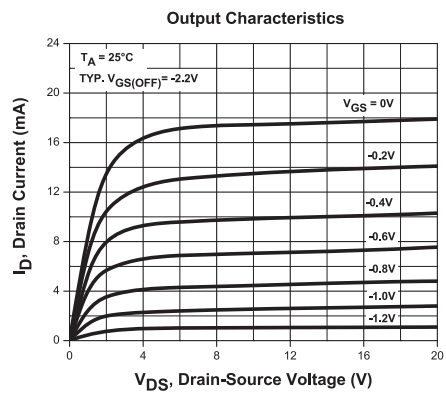
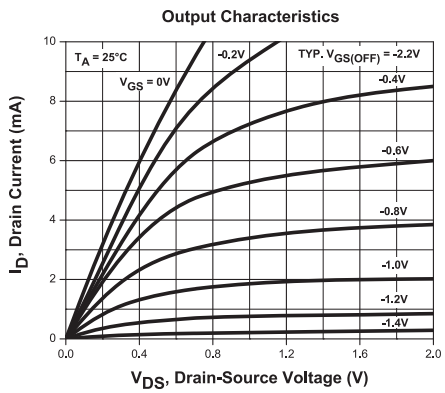
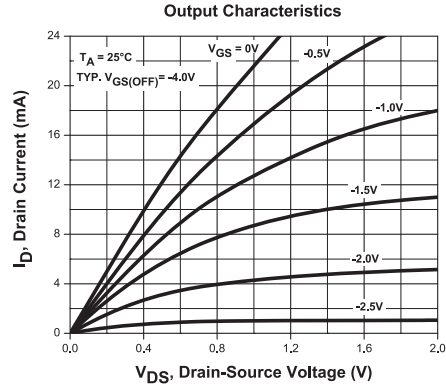
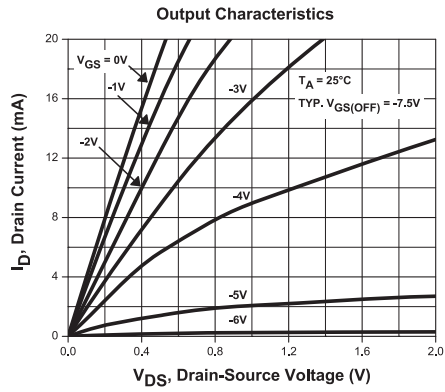
	SYMBOL		UNITS
Gate-Drain Voltage	$V_{GD}$	40	V
Gate-Source Voltage	$V_{GS}$	40	V
Gate Current	$I_G$	50	mA
Operating and Storage Junction Temperature	$T_J, T_{stg}$	-65 to +175	$^\circ\text{C}$

**ELECTRICAL CHARACTERISTICS:** ( $T_A=25^\circ\text{C}$  unless otherwise noted)

SYMBOL	TEST CONDITIONS	MIN	MAX	UNITS
$I_{GSS}$	$V_{GS}=20V$		0.1	nA
$I_{DSS}$	$V_{DS}=20V$	5.0	30	mA
$I_{D(OFF)}$	$V_{DS}=20V, V_{GS}=5.0V$		0.1	nA
$BV_{GSS}$	$I_G=1.0\mu A$	40		V
$V_{GS(OFF)}$	$V_{DS}=20V, I_D=1.0nA$	0.5	3.0	V
$V_{GS(f)}$	$V_{DS}=0, I_G=1.0mA$		1.0	V
$V_{DS(ON)}$	$I_D=3.0mA$		0.4	V
$r_{DS(ON)}$	$I_D=1.0mA, V_{GS}=0$		100	$\Omega$
$C_{rss}$	$V_{GS}=5.0V, V_{DS}=0, f=1.0MHz$		3.5	pF
$C_{iss}$	$V_{DS}=20V, V_{GS}=0, f=1.0MHz$		14	pF
$t_{on}$	$I_{D(ON)}=3.0mA$		15	ns
$t_{off}$	$V_{GS(OFF)}=5.0V$		50	ns

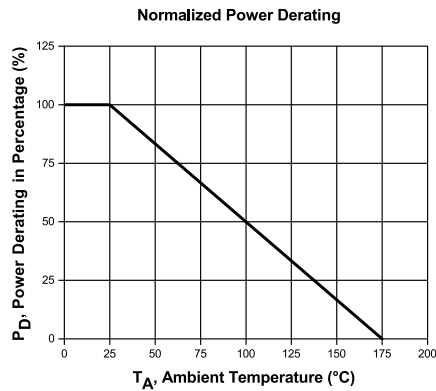
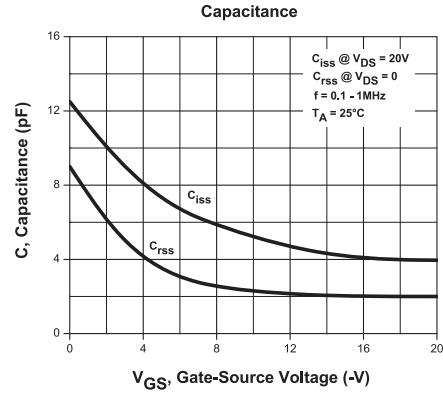
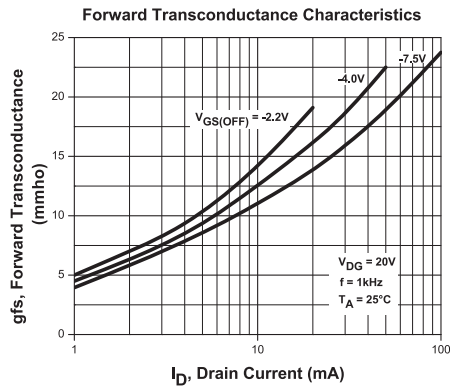
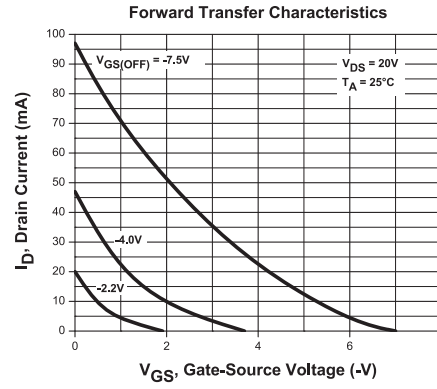
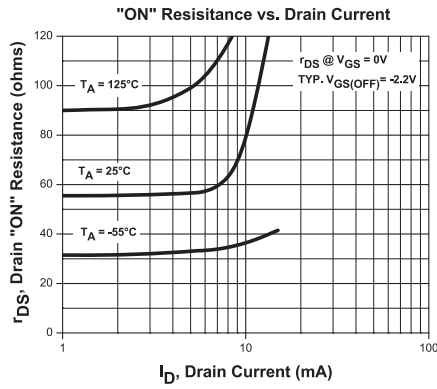
# CP216-2N4393

## Typical Electrical Characteristics



# CP216-2N4393

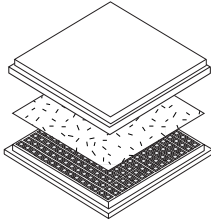
## Typical Electrical Characteristics



R0 (23-May 2018)

## BARE DIE PACKING OPTIONS

---

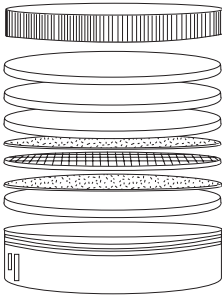


### BARE DIE IN TRAY (WAFFLE) PACK

**CT:** Singulated die in tray (waffle) pack.  
(example: CP211-PART NUMBER-CT)

**CM:** Singulated die in tray (waffle) pack 100% visually inspected as per MIL-STD-750, (method 2072 transistors, method 2073 diodes).  
(example: CP211-PART NUMBER-CM)

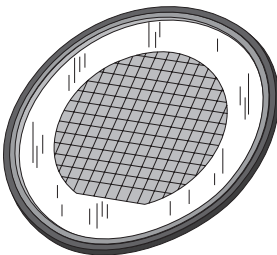
---



### UNSAWN WAFER

**WN:** Full wafer, unsawn, 100% tested with reject die inked.  
(example: CP211-PART NUMBER-WN)

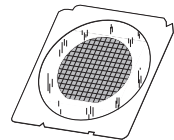
---



### SAWN WAFER ON PLASTIC RING

**WR:** Full wafer, sawn and mounted on plastic ring,  
100% tested with reject die inked.  
(example: CP211-PART NUMBER-WR)

Please note: Sawn Wafer on Metal Frame (WS) is possible as a special order. Please contact your Central Sales Representative at 631-435-1110.



Visit the Central website for a complete listing of specifications:  
[www.centrasemi.com/bdspecs](http://www.centrasemi.com/bdspecs)

## OUTSTANDING SUPPORT AND SUPERIOR SERVICES



---

### PRODUCT SUPPORT

Central's operations team provides the highest level of support to insure product is delivered on-time.

- Supply management (Customer portals)
- Inventory bonding
- Consolidated shipping options
- Custom bar coding for shipments
- Custom product packing

---

### DESIGNER SUPPORT/SERVICES

Central's applications engineering team is ready to discuss your design challenges. Just ask.

- Free quick ship samples (2<sup>nd</sup> day air)
- Online technical data and parametric search
- SPICE models
- Custom electrical curves
- Environmental regulation compliance
- Customer specific screening
- Up-screening capabilities
- Special wafer diffusions
- PbSn plating options
- Package details
- Application notes
- Application and design sample kits
- Custom product and package development

---

### REQUESTING PRODUCT PLATING

1. If requesting Tin/Lead plated devices, add the suffix " TIN/LEAD" to the part number when ordering (example: 2N2222A TIN/LEAD).
2. If requesting Lead (Pb) Free plated devices, add the suffix " PBFREE" to the part number when ordering (example: 2N2222A PBFREE).

---

### CONTACT US

#### Corporate Headquarters & Customer Support Team

Central Semiconductor Corp.  
145 Adams Avenue  
Hauppauge, NY 11788 USA  
Main Tel: (631) 435-1110  
Main Fax: (631) 435-1824  
Support Team Fax: (631) 435-3388  
[www.centrasemi.com](http://www.centrasemi.com)

**Worldwide Field Representatives:**  
[www.centrasemi.com/wwreps](http://www.centrasemi.com/wwreps)

**Worldwide Distributors:**  
[www.centrasemi.com/wwdistributors](http://www.centrasemi.com/wwdistributors)

---

For the latest version of Central Semiconductor's **LIMITATIONS AND DAMAGES DISCLAIMER**, which is part of Central's Standard Terms and Conditions of sale, visit: [www.centrasemi.com/terms](http://www.centrasemi.com/terms)