



Short Form Catalog 2016

High power semiconductors for industrial applications



www.infineon.com/power





Content

| | | | |
|---|-----------|--|------------|
| Bare dies | 4 | Driver & controller | 72 |
| IGBT bare die | 6 | Driver | 74 |
| Chip diode | 14 | Controller – digital motor controller (iMOTION™) | 88 |
| Discrete | 18 | SiC | 90 |
| Discrete IGBT with anti-parallel diode | 20 | Cool SiC Schottky diodes | 92 |
| Discrete IGBT without anti-parallel diode | 31 | CoolSiC™ 1200 V SiC JFET & direct drive technology | 94 |
| 600V/ 1200V ultra soft diode | 36 | SiC modules | 95 |
| 650V rapid 1 and rapid 2 diode | 38 | Presspacks | 96 |
| IGBT modules | 40 | Fast rectifier diodes | 98 |
| IGBT modules up to 600V / 650V | 42 | Rectifier diodes | 99 |
| IGBT modules up 1200V | 45 | IGCT/ IGBT – freewheeling diodes | 103 |
| IGBT modules up 1600V / 1700V | 53 | Thyristor Presspacks | 104 |
| IGBT modules up to 3300V | 56 | Diode/ thyristor studs | 112 |
| IGBT modules up to 4500V/ 6500V | 57 | Welding diodes | 114 |
| IPMs | 58 | Accessories | 115 |
| Intelligent high power modules | 60 | SCR / diode modules | 116 |
| Intelligent power modules | 61 | Thyristor / diode modules | 118 |
| Stacks & boards | 66 | Accessories | 129 |
| Stacks | 68 | Bridge rectifier and AC-switches | 130 |
| Evaluation boards | 69 | Solid state relays | 132 |
| | | Photovoltaic isolators | 134 |
| | | Photovoltaic relays | 135 |



Bare dies

IGBTs and diodes

The TRENCHSTOP™ IGBT combines the unique Trench- and Fieldstop-Technology and is a benchmark in the Industry. Portfolio includes the voltage range from 600V up to 1700V with several different versions, and is optimized for a wide range of applications like Drives, Renewable energy, Welding and Power supplies.

www.infineon.com/igbt-bare-dies

Emitter Controlled-Diode is Infineon unique Fast Recovery Diode technology. The Ultrathin wafer and field-stop technology makes the Emitter Controlled-Diode from Infineon ideally suited for consumer & industry applications as it lower the turn-on losses of the IGBT with soft recovery. The Emitter Controlled-Diode is optimized for Infineon IGBT technology.

www.infineon.com/diode-bare-dies

Bare dies

Discrete

IGBT
modules

IPMs

Stacks &
boardsDriver &
controller

SiC

Presspacks

SCR / diode
modulesSolid state
relays

IGBT bare die (400V-1200V)

| Product | Product status | $V_{CE,max}$ [A] | I_c,max [A] | $V_{CE(sat),max}$ [V] | $V_{GE(th),min}$ [V] | $V_{GE(th),max}$ [V] | t_r [ns] | t_f [ns] | Operating temperature min | Operating temperature max |
|------------------|----------------------|---------------------|------------------|--------------------------|-------------------------|-------------------------|---------------|---------------|---------------------------|---------------------------|
| IGBT HighSpeed 3 | | | | | | | | | | |
| IGC10T65QE | active and preferred | 650.0 | 20.0 | 2.32 | 4.2 | 5.6 | - | - | -40.0 °C | 175.0 °C |
| IGC15T65QE | active and preferred | 650.0 | 30.0 | 2.32 | 4.2 | 5.6 | - | - | -40.0 °C | 175.0 °C |
| IGC19T65QE | active and preferred | 650.0 | 40.0 | 2.32 | 4.2 | 5.6 | - | - | -40.0 °C | 175.0 °C |
| IGC28T65QE | active and preferred | 650.0 | 50.0 | 2.22 | 4.2 | 5.6 | - | - | -40.0 °C | 175.0 °C |
| IGC31T65QE | active and preferred | 650.0 | 60.0 | 2.22 | 4.2 | 5.6 | - | - | -40.0 °C | 175.0 °C |
| IGC39T65QE | active and preferred | 650.0 | 75.0 | 2.22 | 4.2 | 5.6 | - | - | -40.0 °C | 175.0 °C |
| IGC54T65R3QE | active and preferred | 650.0 | 100.0 | 2.22 | 4.2 | 5.6 | - | - | -40.0 °C | 175.0 °C |
| IGC18T120T8Q | active and preferred | 1200.0 | 15.0 | 2.42 | 5.3 | 6.3 | - | - | -40.0 °C | 175.0 °C |
| IGC27T120T8Q | active and preferred | 1200.0 | 25.0 | 2.42 | 5.3 | 6.3 | - | - | -40.0 °C | 175.0 °C |
| IGC41T120T8Q | active and preferred | 1200.0 | 40.0 | 2.42 | 5.3 | 6.3 | - | - | -40.0 °C | 175.0 °C |
| IGC50T120T8RQ | active and preferred | 1200.0 | 50.0 | 2.42 | 5.3 | 6.3 | - | - | -40.0 °C | 175.0 °C |
| IGC70T120T8RQ | active and preferred | 1200.0 | 75.0 | 2.42 | 5.3 | 6.3 | - | - | -40.0 °C | 175.0 °C |
| IGC99T120T8RQ | active and preferred | 1200.0 | 100.0 | 2.42 | 5.1 | 6.4 | - | - | -40.0 °C | 175.0 °C |

IGBT bare die (400V-1200V)

| Product | Product status | $V_{CE(max)}$ [A] | $I_r(max)$ [A] | $V_{CE(sat)max}$ [V] | $V_{GE(th)min}$ [V] | $V_{GE(th)max}$ [V] | t_r [ns] | t_f [ns] | Operating temperature min | Operating temperature max |
|----------------|----------------------|----------------------|-------------------|-------------------------|------------------------|------------------------|---------------|---------------|---------------------------|---------------------------|
| IGBT3 | | | | | | | | | | |
| SIGC03T60E | active and preferred | 600.0 | 4.0 | 1.9 | 5.0 | 6.5 | - | - | -40.0 °C | 175.0 °C |
| SIGC04T60E | active and preferred | 600.0 | 6.0 | 1.9 | 5.0 | 6.5 | - | - | -40.0 °C | 175.0 °C |
| SIGC04T60GE | active and preferred | 600.0 | 6.0 | 1.9 | 5.0 | 6.5 | - | - | -40.0 °C | 175.0 °C |
| SIGC06T60E | active and preferred | 600.0 | 10.0 | 1.9 | 5.0 | 6.5 | - | - | -40.0 °C | 175.0 °C |
| SIGC06T60GE | active and preferred | 600.0 | 10.0 | 1.9 | 5.0 | 6.5 | - | - | -40.0 °C | 175.0 °C |
| SIGC08T60E | active and preferred | 600.0 | 15.0 | 1.9 | 5.0 | 6.5 | - | - | -40.0 °C | 175.0 °C |
| SIGC10T60E | active and preferred | 600.0 | 20.0 | 1.9 | 5.0 | 6.5 | - | - | -40.0 °C | 175.0 °C |
| SIGC15T60E | active and preferred | 600.0 | 30.0 | 1.9 | 5.0 | 6.5 | - | - | -40.0 °C | 175.0 °C |
| SIGC28T60E | active and preferred | 600.0 | 50.0 | 1.85 | 5.0 | 6.5 | - | - | -40.0 °C | 175.0 °C |
| SIGC39T60E | active and preferred | 600.0 | 75.0 | 1.85 | 5.0 | 6.5 | - | - | -40.0 °C | 175.0 °C |
| SIGC40T60R3E | active and preferred | 600.0 | 75.0 | 1.85 | 5.0 | 6.5 | - | - | -40.0 °C | 175.0 °C |
| SIGC54T60R3E | active and preferred | 600.0 | 100.0 | 1.85 | 5.0 | 6.5 | - | - | -40.0 °C | 175.0 °C |
| SIGC76T60R3E | active and preferred | 600.0 | 150.0 | 1.85 | 5.0 | 6.5 | - | - | -40.0 °C | 175.0 °C |
| SIGC100T60R3E | active and preferred | 600.0 | 200.0 | 1.85 | 5.0 | 6.5 | - | - | -40.0 °C | 175.0 °C |
| SIGC128T170R3E | active and preferred | 1700.0 | 100.0 | 2.4 | 5.2 | 6.4 | - | - | -55.0 °C | 150.0 °C |
| SIGC04T65E | active and preferred | 650.0 | 6.0 | 1.87 | 5.1 | 6.5 | - | - | -40.0 °C | 175.0 °C |
| SIGC06T65E | active and preferred | 650.0 | 10.0 | 1.87 | 5.1 | 6.5 | - | - | -40.0 °C | 175.0 °C |
| SIGC06T65GE | active and preferred | 650.0 | 10.0 | 1.87 | 5.1 | 6.4 | - | - | -40.0 °C | 175.0 °C |
| SIGC08T65E | active and preferred | 650.0 | 15.0 | 1.87 | 5.1 | 6.4 | - | - | -40.0 °C | 175.0 °C |
| SIGC10T65E | active and preferred | 650.0 | 20.0 | 1.87 | 5.1 | 6.4 | - | - | -40.0 °C | 175.0 °C |
| SIGC15T65E | active and preferred | 650.0 | 30.0 | 1.87 | 5.1 | 6.4 | - | - | -40.0 °C | 175.0 °C |
| SIGC28T65E | active and preferred | 650.0 | 50.0 | 1.77 | 5.1 | 6.4 | - | - | -40.0 °C | 175.0 °C |
| SIGC39T65E | active and preferred | 650.0 | 75.0 | 1.77 | 5.1 | 6.4 | - | - | -40.0 °C | 175.0 °C |
| SIGC40T65R3E | active and preferred | 650.0 | 75.0 | 1.77 | 5.1 | 6.4 | - | - | -40.0 °C | 175.0 °C |
| SIGC54T65R3E | active and preferred | 650.0 | 100.0 | 1.77 | 5.1 | 6.4 | - | - | -40.0 °C | 175.0 °C |
| SIGC76T65R3E | active and preferred | 650.0 | 150.0 | 1.2 | 5.1 | 6.4 | - | - | -40.0 °C | 175.0 °C |
| SIGC78T65R3E | active and preferred | 650.0 | 150.0 | 1.54 | 5.1 | 6.4 | - | - | -40.0 °C | 175.0 °C |
| SIGC100T65R3E | active and preferred | 650.0 | 200.0 | 1.2 | 5.1 | 6.4 | - | - | -40.0 °C | 175.0 °C |
| SIGC12T120E | active and preferred | 1200.0 | 8.0 | 2.1 | 5.0 | 6.5 | - | - | -40.0 °C | 150.0 °C |
| SIGC12T120LE | active and preferred | 1200.0 | 8.0 | 2.1 | 5.0 | 6.5 | - | - | -40.0 °C | 150.0 °C |
| SIGC20T120E | active and preferred | 1200.0 | 15.0 | 2.1 | 5.0 | 6.5 | - | - | -40.0 °C | 150.0 °C |
| SIGC20T120LE | active and preferred | 1200.0 | 15.0 | 2.1 | 5.0 | 6.5 | - | - | -40.0 °C | 150.0 °C |
| SIGC32T120R3E | active and preferred | 1200.0 | 25.0 | 2.1 | 5.0 | 6.5 | - | - | -40.0 °C | 150.0 °C |
| SIGC32T120R3LE | active and preferred | 1200.0 | 25.0 | 2.1 | 5.0 | 6.5 | - | - | -40.0 °C | 150.0 °C |
| SIGC41T120R3E | active and preferred | 1200.0 | 35.0 | 2.1 | 5.0 | 6.5 | - | - | -40.0 °C | 150.0 °C |
| SIGC41T120R3LE | active and preferred | 1200.0 | 40.0 | 2.1 | 5.0 | 6.5 | - | - | -40.0 °C | 150.0 °C |

IGBT bare die (400V-1200V)

| Product | Product status | V _{CE} max [A] | I _c max [A] | V _{CE(sat)} max [V] | V _{GE(th)} min [V] | V _{GE(th)} max [V] | t _r [ns] | t _f [ns] | Operating temperature min | Operating temperature max |
|---------------------------|----------------------|-------------------------|------------------------|------------------------------|-----------------------------|-----------------------------|---------------------|---------------------|---------------------------|---------------------------|
| IGBT3 | | | | | | | | | | |
| SIGC57T120R3E | active and preferred | 1200.0 | 50.0 | 2.1 | 5.0 | 6.5 | - | - | -40.0 °C | 150.0 °C |
| SIGC57T120R3LE | active and preferred | 1200.0 | 50.0 | 2.1 | 5.0 | 6.5 | - | - | -40.0 °C | 150.0 °C |
| SIGC84T120R3E | active and preferred | 1200.0 | 75.0 | 2.1 | 5.0 | 6.5 | - | - | -40.0 °C | 150.0 °C |
| SIGC84T120R3LE | active and preferred | 1200.0 | 75.0 | 2.1 | 5.0 | 6.5 | - | - | -40.0 °C | 150.0 °C |
| SIGC109T120R3E | active and preferred | 1200.0 | 100.0 | 2.1 | 5.0 | 6.5 | - | - | -40.0 °C | 150.0 °C |
| SIGC109T120R3LE | active and preferred | 1200.0 | 100.0 | 2.1 | 5.0 | 6.5 | - | - | -40.0 °C | 150.0 °C |
| SIGC158T120R3E | active and preferred | 1200.0 | 150.0 | 2.1 | 5.0 | 6.5 | - | - | -40.0 °C | 150.0 °C |
| SIGC158T120R3LE | active and preferred | 1200.0 | 150.0 | 2.1 | 5.0 | 6.5 | - | - | -40.0 °C | 150.0 °C |
| SIGC42T170R3GE | active and preferred | 1700.0 | 29.0 | 2.4 | 5.2 | 6.4 | - | - | -55.0 °C | 150.0 °C |
| SIGC68T170R3E | active and preferred | 1700.0 | 50.0 | 2.4 | 5.2 | 6.4 | - | - | -55.0 °C | 150.0 °C |
| SIGC101T170R3E | active and preferred | 1700.0 | 75.0 | 2.4 | 5.2 | 6.4 | - | - | -55.0 °C | 150.0 °C |
| SIGC158T170R3E | active and preferred | 1700.0 | 125.0 | 2.4 | 5.2 | 6.4 | - | - | -55.0 °C | 150.0 °C |
| SIGC186T170R3E | active and preferred | 1700.0 | 150.0 | 2.4 | 5.2 | 6.4 | - | - | -55.0 °C | 150.0 °C |
| IGBT3 Fast | | | | | | | | | | |
| SIGC04T60GSE | active and preferred | 600.0 | 6.0 | 2.05 | 4.1 | 5.7 | - | - | -40.0 °C | 150.0 °C |
| SIGC03T60SE | active and preferred | 600.0 | 4.0 | 2.05 | 4.1 | 5.7 | - | - | -40.0 °C | 150.0 °C |
| SIGC08T60SE | active and preferred | 600.0 | 15.0 | 2.05 | 4.1 | 5.7 | - | - | -40.0 °C | 150.0 °C |
| SIGC10T60SE | active and preferred | 600.0 | 20.0 | 2.05 | 4.1 | 5.7 | - | - | -40.0 °C | 150.0 °C |
| SIGC15T60SE | active and preferred | 600.0 | 30.0 | 2.05 | 4.1 | 5.7 | - | - | -40.0 °C | 150.0 °C |
| SIGC19T60SE | active and preferred | 600.0 | 40.0 | 1.97 | 4.2 | 5.6 | - | - | -40.0 °C | 150.0 °C |
| IGBT3 High Power | | | | | | | | | | |
| IGC114T170S8RH | active and preferred | 1700.0 | 100.0 | 2.15 | 5.2 | 6.4 | - | - | -40.0 °C | 150.0 °C |
| IGC168T170S8RH | active and preferred | 1700.0 | 150.0 | 2.15 | 5.2 | 6.4 | - | - | -40.0 °C | 150.0 °C |
| IGC136T170S8RH2 | active and preferred | 1700.0 | 117.5 | - | 5.3 | 6.3 | - | - | -40.0 °C | 150.0 °C |
| IGBT3 Medium Power | | | | | | | | | | |
| IGC28T65T8M | active and preferred | 650.0 | 50.0 | 1.82 | 5.1 | 6.4 | - | - | -40.0 °C | 175.0 °C |
| IGC39T65T8M | active and preferred | 650.0 | 75.0 | 1.82 | 5.1 | 6.4 | - | - | -40.0 °C | 175.0 °C |
| IGC54T65T8RM | active and preferred | 650.0 | 100.0 | 1.82 | 5.1 | 6.4 | - | - | -40.0 °C | 175.0 °C |
| IGC76T65T8RM | active and preferred | 650.0 | 150.0 | 1.23 | 5.1 | 6.4 | - | - | -40.0 °C | 175.0 °C |
| IGC100T65T8RM | active and preferred | 650.0 | 200.0 | 1.23 | 5.1 | 6.4 | - | - | -40.0 °C | 175.0 °C |
| IGC89T170S8RM | active and preferred | 1700.0 | 75.0 | 2.2 | 5.2 | 6.4 | - | - | -40.0 °C | 150.0 °C |
| IGC114T170S8RM | active and preferred | 1700.0 | 100.0 | 2.2 | 5.2 | 6.4 | - | - | -40.0 °C | 150.0 °C |
| IGC168T170S8RM | active and preferred | 1700.0 | 150.0 | 2.2 | 5.2 | 6.4 | - | - | -40.0 °C | 150.0 °C |

IGBT bare die (400V-1200V)

| Product | Product status | $V_{CE,max}$ [A] | I_c,max [A] | $V_{CE(sat),max}$ [V] | $V_{GE(th),min}$ [V] | $V_{GE(th),max}$ [V] | t_r [ns] | t_f [ns] | Operating temperature min | Operating temperature max |
|---------------------------|----------------------|---------------------|------------------|--------------------------|-------------------------|-------------------------|---------------|---------------|---------------------------|---------------------------|
| IGBT3 RC Drives | | | | | | | | | | |
| IGC03R60DE | active and preferred | 600.0 | 2.5 | 2.1 | 4.3 | 5.7 | - | - | -40.0 °C | 175.0 °C |
| IGC04R60DE | active and preferred | 600.0 | 4.0 | 2.1 | 4.3 | 5.7 | - | - | -40.0 °C | 175.0 °C |
| IGC05R60DE | active and preferred | 600.0 | 6.0 | 2.1 | 4.3 | 5.7 | - | - | -40.0 °C | 175.0 °C |
| IGC06R60DE | active and preferred | 600.0 | 8.0 | 2.1 | 4.3 | 5.7 | - | - | -40.0 °C | 175.0 °C |
| IGC07R60DE | active and preferred | 600.0 | 10.0 | 2.1 | 4.3 | 5.7 | - | - | -40.0 °C | 175.0 °C |
| IGC10R60DE | active and preferred | 600.0 | 15.0 | 5.7 | 4.3 | 5.7 | - | - | -40.0 °C | 175.0 °C |
| IGBT4 Low Power | | | | | | | | | | |
| IGC99T120T8RH | active and preferred | 1200.0 | 100.0 | 1.92 | 5.1 | 6.4 | - | - | -40.0 °C | 175.0 °C |
| IGC142T120T8RH | active and preferred | 1200.0 | 150.0 | 1.26 | 5.1 | 6.4 | - | - | -40.0 °C | 175.0 °C |
| IGC11T120T8L | active and preferred | 1200.0 | 8.0 | 2.07 | 5.3 | 6.3 | - | - | -40.0 °C | 175.0 °C |
| IGC07T120T8L | active and preferred | 1200.0 | 4.0 | 2.02 | 5.3 | 6.3 | - | - | -40.0 °C | 175.0 °C |
| IGC142T120T8RL | active and preferred | 1200.0 | 150.0 | 1.74 | 5.3 | 6.3 | - | - | -40.0 °C | 175.0 °C |
| IGC189T120T8RL | active and preferred | 1200.0 | 200.0 | 2.05 | 5.3 | 6.3 | - | - | -40.0 °C | 175.0 °C |
| IGC18T120T8L | active and preferred | 1200.0 | 15.0 | 2.07 | 5.3 | 6.3 | - | - | -40.0 °C | 175.0 °C |
| IGC27T120T8L | active and preferred | 1200.0 | 25.0 | 2.07 | 5.3 | 6.3 | - | - | -40.0 °C | 175.0 °C |
| IGC36T120T8L | active and preferred | 1200.0 | 35.0 | 2.07 | 5.3 | 6.3 | - | - | -40.0 °C | 175.0 °C |
| IGC50T120T8RL | active and preferred | 1200.0 | 50.0 | 2.07 | 5.3 | 6.3 | - | - | -40.0 °C | 175.0 °C |
| IGC70T120T8RL | active and preferred | 1200.0 | 75.0 | 2.07 | 5.3 | 6.3 | - | - | -40.0 °C | 175.0 °C |
| IGC99T120T8RL | active and preferred | 1200.0 | 100.0 | 1.97 | 5.1 | 6.4 | - | - | -40.0 °C | 175.0 °C |
| IGC13T120T8L | active and preferred | 1200.0 | 10.0 | 2.07 | 5.3 | 6.3 | - | - | -40.0 °C | 175.0 °C |
| IGBT4 Medium Power | | | | | | | | | | |
| IGC142T120T8RM | active and preferred | 1200.0 | 150.0 | 1.74 | 5.3 | 6.3 | - | - | -40.0 °C | 175.0 °C |
| IGC193T120T8RM | active and preferred | 1200.0 | 200.0 | 1.3 | 5.3 | 6.3 | - | - | -40.0 °C | 175.0 °C |
| IGC70T120T8RM | active and preferred | 1200.0 | 75.0 | 2.07 | 5.3 | 6.3 | - | - | -40.0 °C | 175.0 °C |
| IGC99T120T8RM | active and preferred | 1200.0 | 100.0 | 1.97 | 5.1 | 6.4 | - | - | -40.0 °C | 175.0 °C |

Bare dies

Discrete

IGBT modules

IPMs

Stacks & boards

Driver & controller

SiC

Presspacks

SCR / diode modules

Solid state relays

IGBT bare die (400V-1200V)

| Product | Product status | $V_{CE,max}$ [A] | I_c,max [A] | $V_{CE(sat),max}$ [V] | $V_{GE(th),min}$ [V] | $V_{GE(th),max}$ [V] | t_r [ns] | t_f [ns] | Operating temperature min | Operating temperature max |
|-------------|----------------|---------------------|------------------|--------------------------|-------------------------|-------------------------|---------------|---------------|---------------------------|---------------------------|
| Gen 4 IGBT | | | | | | | | | | |
| IRG4CC20FB | active | 600.0 | 9.0 | 2.0 | 3.0 | 6.0 | 17.0 | 210.0 | -55.0 °C | 150.0 °C |
| IRG4CC20UB | active | 600.0 | 6.5 | 2.1 | 3.0 | 6.0 | 15.0 | 110.0 | -55.0 °C | 150.0 °C |
| IRG4CC30FB | active | 600.0 | 17.0 | 1.8 | 3.0 | 6.0 | 26.0 | 160.0 | -55.0 °C | 150.0 °C |
| IRG4CC30SB | active | 600.0 | 18.0 | 1.6 | 3.0 | 6.0 | 18.0 | 390.0 | -55.0 °C | 150.0 °C |
| IRG4CC30UB | active | 600.0 | 12.0 | 2.1 | 3.0 | 6.0 | 21.0 | 80.0 | -55.0 °C | 150.0 °C |
| IRG4CC40FB | active | 600.0 | 27.0 | 1.7 | 3.0 | 6.0 | 18.0 | 170.0 | -55.0 °C | 150.0 °C |
| IRG4CC40KB | active | 600.0 | 25.0 | 2.6 | 3.0 | 6.0 | 15.0 | 140.0 | -55.0 °C | 150.0 °C |
| IRG4CC40UB | active | 600.0 | 20.0 | 2.1 | 3.0 | 6.0 | 19.0 | 120.0 | -55.0 °C | 150.0 °C |
| IRG4CC40WB | active | 600.0 | 20.0 | 2.5 | 3.0 | 6.0 | 22.0 | 74.0 | -55.0 °C | 150.0 °C |
| IRG4CC50FB | active | 600.0 | 39.0 | 1.6 | 3.0 | 6.0 | 25.0 | 140.0 | -55.0 °C | 150.0 °C |
| IRG4CC50KB | active | 600.0 | 30.0 | 2.2 | 3.0 | 6.0 | 49.0 | 95.0 | -55.0 °C | 150.0 °C |
| IRG4CC50SB | active | 600.0 | 41.0 | 1.36 | 3.0 | 6.0 | 30.0 | 400.0 | -55.0 °C | 150.0 °C |
| IRG4CC50UB | active | 600.0 | 27.0 | 2.0 | 3.0 | 6.0 | 27.0 | 130.0 | -55.0 °C | 150.0 °C |
| IRG4CC50WB | active | 600.0 | 27.0 | 2.3 | 3.0 | 6.0 | 33.0 | 57.0 | -55.0 °C | 150.0 °C |
| IRG4CC50WC | active | 600.0 | 27.0 | 2.3 | 3.0 | 6.0 | 33.0 | 57.0 | -55.0 °C | 150.0 °C |
| IRG4CC60UB | active | 600.0 | 40.0 | 2.0 | 3.0 | 6.0 | 42.0 | 100.0 | -55.0 °C | 150.0 °C |
| IRG4CC71UB | active | 600.0 | 60.0 | 2.0 | 3.0 | 6.0 | 50.0 | 86.0 | -55.0 °C | 150.0 °C |
| IRG4CC80SB | active | 600.0 | - | - | 3.0 | 6.0 | - | - | -55.0 °C | 150.0 °C |
| IRG4CF50WB | active | 900.0 | 28.0 | 2.7 | 3.0 | 6.0 | 50.0 | 110.0 | -55.0 °C | 150.0 °C |
| IRG4CH20KB | active | 1200.0 | 5.0 | 4.3 | 3.0 | 6.0 | 26.0 | 270.0 | -55.0 °C | 150.0 °C |
| IRG4CH30KB | active | 1200.0 | 10.0 | 4.2 | 3.0 | 6.0 | 23.0 | 110.0 | -55.0 °C | 150.0 °C |
| IRG4CH50UB | active | 1200.0 | 24.0 | 3.7 | 3.0 | 6.0 | 15.0 | 290.0 | -55.0 °C | 150.0 °C |
| IRG4CH71KB | active | 1200.0 | 42.0 | 3.9 | 3.0 | 6.0 | 84.0 | 130.0 | -55.0 °C | 150.0 °C |
| IRG4CH71UB | active | 1200.0 | 70.0 | 2.7 | 3.0 | 6.0 | 77.0 | 220.0 | -55.0 °C | 150.0 °C |
| IRGC14C40LD | active | 400.0 | 14.0 | 1.75 | 1.3 | 2.2 | 2.8 | - | -40.0 °C | 175.0 °C |

IGBT bare die (400V-1200V)

| Product | Product status | V _{CE} max [A] | I _c max [A] | V _{CE(sat)} max [V] | V _{GE(th)} min [V] | V _{GE(th)} max [V] | t _r [ns] | t _f [ns] | Operating temperature min | Operating temperature max |
|---------------|----------------|----------------------------|---------------------------|---------------------------------|--------------------------------|--------------------------------|------------------------|------------------------|------------------------------|------------------------------|
| Gen 5 IGBT | | | | | | | | | | |
| IRGC100B120KB | active | 1200.0 | 100.0 | 2.6 | 4.5 | 6.0 | 110.0 | 150.0 | -55.0 °C | 150.0 °C |
| IRGC100B120UB | active | 1200.0 | 100.0 | 3.5 | 4.5 | 6.0 | 110.0 | 130.0 | -55.0 °C | 150.0 °C |
| IRGC100B60KB | active | 600.0 | 100.0 | 2.1 | 3.5 | 5.5 | 130.0 | 125.0 | -55.0 °C | 150.0 °C |
| IRGC100B60KC | active | 600.0 | 100.0 | 2.1 | 3.5 | 5.5 | 130.0 | 125.0 | -55.0 °C | 150.0 °C |
| IRGC100B60UB | active | 600.0 | 100.0 | 2.9 | 3.5 | 5.5 | 100.0 | 85.0 | -55.0 °C | 150.0 °C |
| IRGC10B60KB | active | 600.0 | 10.0 | 1.3 | 3.5 | 5.5 | 20.0 | 23.0 | -55.0 °C | 150.0 °C |
| IRGC15B120KB | active | 1200.0 | 15.0 | 2.3 | 4.4 | 6.0 | - | - | -55.0 °C | 150.0 °C |
| IRGC15B120KD | active | 1200.0 | 15.0 | 2.3 | 4.4 | 6.0 | - | - | -55.0 °C | 150.0 °C |
| IRGC15B120UB | active | 1200.0 | 15.0 | 3.45 | 4.4 | 6.0 | - | - | -55.0 °C | 150.0 °C |
| IRGC15B60KB | active | 600.0 | 15.0 | 1.35 | 3.5 | 5.5 | 16.0 | 20.0 | -55.0 °C | 150.0 °C |
| IRGC15B60KD | active | 600.0 | 15.0 | 1.35 | 3.5 | 5.5 | 16.0 | 20.0 | -55.0 °C | 150.0 °C |
| IRGC20B60KB | active | 600.0 | 20.0 | 1.3 | 3.5 | 5.5 | - | - | -55.0 °C | 150.0 °C |
| IRGC20B60KC | active | 600.0 | 20.0 | 1.3 | 3.5 | 5.5 | - | - | -55.0 °C | 150.0 °C |
| IRGC25B120KB | active | 1200.0 | 25.0 | 1.95 | 4.4 | 6.0 | 25.0 | 60.0 | -55.0 °C | 150.0 °C |
| IRGC25B120UB | active | 1200.0 | 25.0 | 2.7 | 4.4 | 6.0 | 20.0 | 24.0 | -55.0 °C | 150.0 °C |
| IRGC25B120UD | active | 1200.0 | 25.0 | 2.7 | 4.4 | 6.0 | 20.0 | 24.0 | -55.0 °C | 150.0 °C |
| IRGC26B120KB | active | 1200.0 | 25.0 | 1.96 | 4.4 | 6.0 | - | - | -55.0 °C | 150.0 °C |
| IRGC2B60KB | active | 600.0 | 2.0 | 2.16 | 4.0 | 6.0 | 8.7 | 56.0 | -55.0 °C | 150.0 °C |
| IRGC30B60KB | active | 600.0 | 30.0 | 1.35 | 3.5 | 5.5 | 28.0 | 31.0 | -55.0 °C | 150.0 °C |
| IRGC30B60KD | active | 600.0 | 30.0 | 1.35 | 3.5 | 5.5 | 28.0 | 31.0 | -55.0 °C | 150.0 °C |
| IRGC35B120KB | active | 1200.0 | 35.0 | 1.72 | 4.4 | 6.0 | 40.0 | 170.0 | -55.0 °C | 150.0 °C |
| IRGC35B60PB | active | 600.0 | 35.0 | 1.7 | 3.0 | 5.0 | 6.0 | 8.0 | -55.0 °C | 150.0 °C |
| IRGC49B120KB | active | 1200.0 | 50.0 | 1.60 | 4.4 | 6.0 | 32.0 | 45.0 | -55.0 °C | 150.0 °C |
| IRGC49B120UB | active | 1200.0 | 50.0 | 2.25 | 4.4 | 6.0 | 39.0 | 25.0 | -55.0 °C | 150.0 °C |
| IRGC50B120KB | active | 1200.0 | 50.0 | 2.6 | 4.5 | 6.0 | 85.0 | 145.0 | -55.0 °C | 150.0 °C |
| IRGC50B120UB | active | 1200.0 | 50.0 | 3.5 | 4.5 | 6.0 | 70.0 | 125.0 | -55.0 °C | 150.0 °C |
| IRGC50B120UD | active | 1200.0 | 50.0 | 3.5 | 4.5 | 6.0 | 70.0 | 125.0 | -55.0 °C | 150.0 °C |
| IRGC50B60KB | active | 600.0 | 50.0 | 1.35 | 3.5 | 5.5 | 75.0 | 90.0 | -55.0 °C | 150.0 °C |
| IRGC50B60PB | active | 600.0 | 50.0 | 1.65 | 3.0 | 5.0 | 10.0 | 11.0 | -55.0 °C | 150.0 °C |
| IRGC50B60PD | active | 600.0 | 50.0 | 1.65 | 3.0 | 5.0 | 10.0 | 11.0 | -55.0 °C | 150.0 °C |
| IRGC5B120KB | active | 1200.0 | 5.0 | 2.22 | 4.4 | 6.0 | 19.0 | 19.0 | -55.0 °C | 150.0 °C |
| IRGC5B60KB | active | 600.0 | 5.0 | 1.25 | 3.5 | 5.5 | 17.0 | 13.2 | -55.0 °C | 150.0 °C |
| IRGC75B120KB | active | 1200.0 | 75.0 | 2.6 | 4.5 | 6.0 | 85.0 | 170.0 | -55.0 °C | 150.0 °C |
| IRGC75B120UB | active | 1200.0 | 75.0 | 3.5 | 4.5 | 6.0 | 90.0 | 120.0 | -55.0 °C | 150.0 °C |
| IRGC75B60KB | active | 600.0 | 75.0 | 2.1 | 3.5 | 5.5 | 165.0 | 125.0 | -55.0 °C | 150.0 °C |
| IRGC75B60UB | active | 600.0 | 75.0 | 3.5 | 4.5 | 6.0 | 100.0 | 120.0 | -55.0 °C | 150.0 °C |

IGBT bare die (400V-1200V)

| Product | Product status | $V_{CE(max)}$ [A] | $I_c(max)$ [A] | $V_{CE(sat)max}$ [V] | $V_{GE(th)min}$ [V] | $V_{GE(th)max}$ [V] | t_r [ns] | t_f [ns] | Operating temperature min | Operating temperature max |
|-------------|----------------------|----------------------|-------------------|-------------------------|------------------------|------------------------|---------------|---------------|---------------------------|---------------------------|
| Gen 5 IGBT | | | | | | | | | | |
| IRGC8B120KB | active | 1200.0 | 8.0 | 2.27 | 4.4 | 6.0 | - | - | -55.0 °C | 150.0 °C |
| IRGC8B60KB | active | 600.0 | 8.0 | 1.4 | 3.5 | 5.5 | 22.0 | 32.0 | -55.0 °C | 150.0 °C |
| IRGC9B120KB | active | 1200.0 | 9.0 | 2.27 | 4.4 | 6.0 | - | - | -55.0 °C | 150.0 °C |
| Gen 6 IGBT | | | | | | | | | | |
| IRGC4045B | active and preferred | 600.0 | 6.0 | 2.0 | 4.0 | 6.5 | 11.0 | 17.0 | -55.0 °C | 175.0 °C |
| IRGC4056B | active and preferred | 600.0 | 12.0 | 1.85 | 4.0 | 6.5 | 17.0 | 24.0 | -55.0 °C | 175.0 °C |
| IRGC4056F | active and preferred | 600.0 | 12.0 | 1.85 | 4.0 | 6.5 | 17.0 | 24.0 | -55.0 °C | 175.0 °C |
| IRGC4059B | active and preferred | 600.0 | 4.0 | 2.05 | 4.0 | 6.5 | 10.0 | 15.0 | -55.0 °C | 175.0 °C |
| IRGC4060B | active and preferred | 600.0 | 8.0 | 1.85 | 4.0 | 6.5 | 15.0 | 20.0 | -55.0 °C | 175.0 °C |
| IRGC4061B | active and preferred | 600.0 | 18.0 | 1.95 | 4.0 | 6.5 | 25.0 | 25.0 | -55.0 °C | 175.0 °C |
| IRGC4061F | active and preferred | 600.0 | 18.0 | 1.95 | 4.0 | 6.5 | 25.0 | 25.0 | -55.0 °C | 175.0 °C |
| IRGC4062B | active and preferred | 600.0 | 24.0 | 1.95 | 4.0 | 6.5 | 22.0 | 29.0 | -55.0 °C | 175.0 °C |
| IRGC4063B | active and preferred | 600.0 | 48.0 | 2.14 | 4.0 | 6.5 | 45.0 | 45.0 | -55.0 °C | 175.0 °C |
| IRGC4063D | active and preferred | 600.0 | 48.0 | 2.14 | 4.0 | 6.5 | 45.0 | 45.0 | -55.0 °C | 175.0 °C |
| IRGC4064B | active and preferred | 600.0 | 10.0 | 1.91 | 4.0 | 6.5 | 15.0 | 21.0 | -55.0 °C | 175.0 °C |
| IRGC4066B | active and preferred | 600.0 | 75.0 | 2.1 | 4.0 | 6.5 | 70.0 | 60.0 | -55.0 °C | 175.0 °C |
| IRGC4066F | active and preferred | 600.0 | 75.0 | 2.1 | 4.0 | 6.5 | 70.0 | 60.0 | -55.0 °C | 175.0 °C |
| IRGC4067B | active and preferred | 600.0 | 120.0 | 2.05 | 4.0 | 6.5 | 130.0 | 130.0 | -55.0 °C | 175.0 °C |
| IRGC4069B | active and preferred | 600.0 | 35.0 | 1.95 | 4.0 | 6.5 | 33.0 | 44.0 | -55.0 °C | 175.0 °C |
| IRGC4069F | active and preferred | 600.0 | 35.0 | 1.95 | 4.0 | 6.5 | 33.0 | 44.0 | -55.0 °C | 175.0 °C |
| IRGC4263B | active and preferred | 650.0 | 48.0 | 2.1 | 5.5 | 7.7 | 60.0 | 30.0 | -55.0 °C | 175.0 °C |
| IRGC4271B | active and preferred | 650.0 | 75.0 | 1.9 | 5.5 | 7.7 | 65.0 | 25.0 | -55.0 °C | 175.0 °C |
| IRGC4273B | active and preferred | 650.0 | 100.0 | 1.9 | 5.5 | 7.7 | 80.0 | 35.0 | -55.0 °C | 175.0 °C |
| IRGC4274B | active and preferred | 650.0 | 150.0 | 1.9 | 5.5 | 7.7 | 200.0 | 85.0 | -55.0 °C | 175.0 °C |
| IRGC4275B | active and preferred | 650.0 | 200.0 | 1.9 | 5.5 | 7.7 | 330.0 | 140.0 | -55.0 °C | 175.0 °C |
| IRGC4615B | active and preferred | 600.0 | 8.0 | 1.85 | 4.0 | 6.5 | 15.0 | 20.0 | -55.0 °C | 175.0 °C |
| IRGC4615F | active and preferred | 600.0 | 8.0 | 1.85 | 4.0 | 6.5 | 15.0 | 20.0 | -55.0 °C | 175.0 °C |
| IRGC4620B | active and preferred | 600.0 | 12.0 | 1.85 | 4.0 | 6.5 | 17.0 | 24.0 | -55.0 °C | 175.0 °C |
| IRGC4620F | active and preferred | 600.0 | 12.0 | 1.85 | 4.0 | 6.5 | 17.0 | 24.0 | -55.0 °C | 175.0 °C |
| IRGC4630B | active and preferred | 600.0 | 18.0 | 1.95 | 4.0 | 6.5 | 25.0 | 25.0 | -55.0 °C | 175.0 °C |
| IRGC4640B | active and preferred | 600.0 | 24.0 | 1.95 | 4.0 | 6.5 | 22.0 | 29.0 | -55.0 °C | 175.0 °C |
| IRGC4640F | active and preferred | 600.0 | 24.0 | 1.95 | 4.0 | 6.5 | 22.0 | 29.0 | -55.0 °C | 175.0 °C |
| IRGC4660B | active and preferred | 600.0 | 48.0 | 2.14 | 4.0 | 6.5 | 45.0 | 45.0 | -55.0 °C | 175.0 °C |

IGBT bare die (400V-1200V)

| Product | Product status | $V_{CE,max}$ [A] | I_c,max [A] | $V_{CE(sat),max}$ [V] | $V_{GE(th),min}$ [V] | $V_{GE(th),max}$ [V] | t_r [ns] | t_f [ns] | Operating temperature min | Operating temperature max |
|-----------------|----------------|---------------------|------------------|--------------------------|-------------------------|-------------------------|---------------|---------------|---------------------------|---------------------------|
| Gen 7 IGBT | | | | | | | | | | |
| IRG7CH28UEF | active | 1200.0 | 25.0 | 2.2 | 3.0 | 6.0 | 20.0 | 105.0 | -40.0 °C | 175.0 °C |
| IRG7CH30K10EF | active | 1200.0 | 10.0 | 2.56 | 5.0 | 7.5 | 35.0 | 120.0 | -40.0 °C | 175.0 °C |
| IRG7CH35UEF | active | 1200.0 | 20.0 | 2.2 | 3.0 | 6.0 | 15.0 | 80.0 | -40.0 °C | 175.0 °C |
| IRG7CH37K10EF | active | 1200.0 | 15.0 | 2.3 | 5.0 | 7.5 | 27.0 | 105.0 | -40.0 °C | 175.0 °C |
| IRG7CH42UEF | active | 1200.0 | 30.0 | 2.02 | 3.0 | 6.0 | 32.0 | 63.0 | -40.0 °C | 175.0 °C |
| IRG7CH44K10EF | active | 1200.0 | 25.0 | 2.3 | 5.0 | 7.5 | 35.0 | 70.0 | -40.0 °C | 175.0 °C |
| IRG7CH46UEF | active | 1200.0 | 40.0 | 2.0 | 3.0 | 6.0 | 40.0 | 45.0 | -40.0 °C | 175.0 °C |
| IRG7CH50K10EF | active | 1200.0 | 35.0 | 2.3 | 5.0 | 7.5 | 80.0 | 30.0 | -40.0 °C | 175.0 °C |
| IRG7CH50UEF | active | 1200.0 | 50.0 | 2.0 | 3.0 | 6.0 | 45.0 | 45.0 | -40.0 °C | 175.0 °C |
| IRG7CH54K10EF-R | active | 1200.0 | 50.0 | 2.3 | 5.0 | 7.5 | 60.0 | 55.0 | -40.0 °C | 175.0 °C |
| IRG7CH73K10EF-R | active | 1200.0 | 75.0 | 2.3 | 5.0 | 7.5 | 115.0 | 60.0 | -40.0 °C | 175.0 °C |
| IRG7CH73UEF-R | active | 1200.0 | 75.0 | 2.0 | 3.0 | 6.0 | 70.0 | 50.0 | -40.0 °C | 175.0 °C |
| IRG7CH75K10EF-R | active | 1200.0 | 100.0 | 2.3 | 5.0 | 7.5 | 105.0 | 70.0 | -40.0 °C | 175.0 °C |
| IRG7CH75UEF-R | active | 1200.0 | 100.0 | 2.0 | 3.0 | 6.0 | 100.0 | 80.0 | -40.0 °C | 175.0 °C |
| IRG7CH81K10EF-R | active | 1200.0 | 150.0 | 2.3 | 5.0 | 7.5 | 130.0 | 70.0 | -40.0 °C | 175.0 °C |
| Gen 8 IGBT | | | | | | | | | | |
| IRG8CH106K10F | active | 1200.0 | 110.0 | 2.0 | 5.0 | 6.5 | 30.0 | 110.0 | -40.0 °C | 175.0 °C |
| IRG8CH10K10F | active | 1200.0 | 5.0 | 2.0 | 5.0 | 6.5 | 20.0 | 240.0 | -40.0 °C | 175.0 °C |
| IRG8CH137K10F | active | 1200.0 | 150.0 | 2.0 | 5.0 | 6.5 | 45.0 | 50.0 | -40.0 °C | 175.0 °C |
| IRG8CH15K10F | active | 1200.0 | 10.0 | 2.0 | 5.0 | 6.5 | 20.0 | 200.0 | -40.0 °C | 175.0 °C |
| IRG8CH182K10F | active | 1200.0 | 200.0 | 2.0 | 5.0 | 6.5 | 65.0 | 80.0 | -40.0 °C | 175.0 °C |
| IRG8CH184K10F | active | 1200.0 | 200.0 | 2.0 | 5.0 | 6.5 | 40.0 | 170.0 | -40.0 °C | 175.0 °C |
| IRG8CH20K10F | active | 1200.0 | 15.0 | 2.0 | 5.0 | 6.5 | 20.0 | 190.0 | -40.0 °C | 175.0 °C |
| IRG8CH29K10F | active | 1200.0 | 25.0 | 2.0 | 5.0 | 6.5 | 20.0 | 180.0 | -40.0 °C | 175.0 °C |
| IRG8CH37K10F | active | 1200.0 | 35.0 | 2.0 | 5.0 | 6.5 | 25.0 | 105.0 | -40.0 °C | 175.0 °C |
| IRG8CH42K10F | active | 1200.0 | 40.0 | 2.0 | 5.0 | 6.5 | 30.0 | 110.0 | -40.0 °C | 175.0 °C |
| IRG8CH50K10F | active | 1200.0 | 50.0 | 2.0 | 5.0 | 6.5 | 30.0 | 145.0 | -40.0 °C | 175.0 °C |
| IRG8CH76K10F | active | 1200.0 | 75.0 | 2.0 | 5.0 | 6.5 | 15.0 | 130.0 | -40.0 °C | 175.0 °C |
| IRG8CH97K10F | active | 1200.0 | 100.0 | 2.0 | 5.0 | 6.5 | 20.0 | 130.0 | -40.0 °C | 175.0 °C |

Chip diode

| Product | Product status | V_{D_S} max [V] | I_F max [A] | $I_{(FSM)}$ max [A] | V_F [V] | I_R max [uA] | I_{rrm} [A] |
|--------------------------|----------------------|----------------------|------------------|------------------------|--------------|-------------------|------------------|
| Emitter controlled diode | | | | | | | |
| SIDC06D60E6 | active and preferred | 600.0 | 10.0 | 30.0 | 1.25 | 250.0 | 8.0 |
| SIDC09D60E6 | active and preferred | 600.0 | 20.0 | 60.0 | 1.25 | 250.0 | 20.0 |
| SIDC14D60E6 | active and preferred | 600.0 | 30.0 | 90.0 | 1.25 | 250.0 | 50.0 |
| SIDC23D60E6 | active and preferred | 600.0 | 50.0 | 150.0 | 1.25 | 250.0 | 75.3 |
| SIDC30D60E6 | active and preferred | 600.0 | 75.0 | 225.0 | 1.25 | 250.0 | 104.0 |
| SIDC42D60E6 | active and preferred | 600.0 | 100.0 | 300.0 | 1.25 | 250.0 | 132.8 |
| SIDC56D60E6 | active and preferred | 600.0 | 150.0 | 450.0 | 1.25 | 250.0 | 190.2 |
| SIDC81D60E6 | active and preferred | 600.0 | 200.0 | 600.0 | 1.25 | 250.0 | 247.7 |
| SIDC42D170E6 | active and preferred | 1700.0 | 50.0 | 100.0 | 2.15 | 375.0 | 36.0 |
| SIDC56D170E6 | active and preferred | 1700.0 | 75.0 | 150.0 | 2.15 | 375.0 | 55.0 |
| SIDC73D170E6 | active and preferred | 1700.0 | 100.0 | 200.0 | 2.15 | 375.0 | 110.0 |
| SIDC03D60F6 | active and preferred | 600.0 | 6.0 | 12.0 | 1.6 | 250.0 | 6.5 |
| SIDC06D120E6 | active and preferred | 1200.0 | 5.0 | 10.0 | 1.9 | 250.0 | 2.3 |
| SIDC23D120E6 | active and preferred | 1200.0 | 25.0 | 50.0 | 1.9 | 250.0 | 23.9 |
| SIDC30D120E6 | active and preferred | 1200.0 | 35.0 | 70.0 | 1.9 | 250.0 | 36.8 |
| SIDC42D120E6 | active and preferred | 1200.0 | 50.0 | 100.0 | 1.9 | 250.0 | 56.2 |
| SIDC56D120E6 | active and preferred | 1200.0 | 75.0 | 150.0 | 1.9 | 250.0 | 88.5 |
| SIDC81D120E6 | active and preferred | 1200.0 | 100.0 | 200.0 | 1.9 | 250.0 | 120.0 |
| SIDC14D120E6 | active and preferred | 1200.0 | 15.0 | 30.0 | 1.9 | 250.0 | 10.9 |
| SIDC07D60E6 | active and preferred | 600.0 | 15.0 | 45.0 | 1.25 | 27.0 | 18.5 |

Chip diode

| Product | Product status | V_{D5} max [V] | I_F max [A] | $I_{(FSM)}$ max [A] | V_F [V] | I_R max [uA] | I_{rm} [A] |
|---------------------------------------|----------------------|---------------------|------------------|------------------------|--------------|-------------------|-----------------|
| Emitter controlled diode 3 | | | | | | | |
| SIDC32D170H | active and preferred | 1700.0 | 50.0 | 100.0 | 1.8 | 250.0 | 62.0 |
| SIDC59D170H | active and preferred | 1700.0 | 100.0 | 200.0 | 1.8 | 250.0 | 123.0 |
| SIDC78D170H | active and preferred | 1700.0 | 150.0 | 300.0 | 1.8 | 250.0 | 175.0 |
| SIDC85D170H | active and preferred | 1700.0 | 150.0 | 300.0 | 1.8 | 250.0 | 131.0 |
| SIDC110D170H | active and preferred | 1700.0 | 200.0 | 400.0 | 1.8 | 250.0 | 171.0 |
| SIDC161D170H | active and preferred | 1700.0 | 300.0 | 600.0 | 1.8 | 250.0 | 233.0 |
| SIDC46D170H | active and preferred | 1700.0 | 75.0 | 150.0 | 1.8 | 250.0 | 93.0 |
| SIDC112D170H | active and preferred | 1700.0 | 205.0 | 410.0 | 1.9 | 20.0 | - |
| SIDC02D60C8 | active and preferred | 600.0 | 6.0 | 12.0 | 1.6 | 27.0 | - |
| SIDC03D60C8 | active and preferred | 600.0 | 10.0 | 20.0 | 1.6 | 27.0 | - |
| SIDC05D60C8 | active and preferred | 600.0 | 15.0 | 30.0 | 1.6 | 27.0 | - |
| SIDC06D60C8 | active and preferred | 600.0 | 20.0 | 40.0 | 1.6 | 27.0 | - |
| SIDC08D60C8 | active and preferred | 600.0 | 30.0 | 60.0 | 1.6 | 27.0 | - |
| SIDC14D60C8 | active and preferred | 600.0 | 50.0 | 100.0 | 1.6 | 27.0 | - |
| SIDC20D60C8 | active and preferred | 600.0 | 75.0 | 150.0 | 1.6 | 27.0 | - |
| SIDC26D60C8 | active and preferred | 600.0 | 100.0 | 200.0 | 1.6 | 27.0 | - |
| SIDC38D60C8 | active and preferred | 600.0 | 150.0 | 300.0 | 1.6 | 27.0 | - |
| SIDC50D60C8 | active and preferred | 600.0 | 200.0 | 400.0 | 1.6 | 27.0 | - |
| SIDC02D65C8 | active and preferred | 650.0 | 6.0 | 12.0 | 1.55 | 0.1 | - |
| SIDC03D65C8 | active and preferred | 650.0 | 10.0 | 20.0 | 1.55 | 0.14 | - |
| SIDC05D65C8 | active and preferred | 650.0 | 15.0 | 30.0 | 1.55 | 0.18 | - |
| SIDC06D65C8 | active and preferred | 650.0 | 20.0 | 40.0 | 1.55 | 0.24 | - |
| SIDC08D65C8 | active and preferred | 650.0 | 30.0 | 60.0 | 1.55 | 0.36 | - |
| SIDC14D65C8 | active and preferred | 650.0 | 50.0 | 100.0 | 1.55 | 0.6 | - |
| SIDC20D65C8 | active and preferred | 650.0 | 75.0 | 150.0 | 1.55 | 0.9 | - |
| SIDC26D65C8 | active and preferred | 650.0 | 100.0 | 200.0 | 1.17 | 1.2 | - |
| SIDC38D65C8 | active and preferred | 650.0 | 150.0 | 300.0 | 1.17 | 1.8 | - |
| SIDC50D65C8 | active and preferred | 650.0 | 200.0 | - | 1.17 | 2.4 | - |
| Emitter controlled diode 4 high power | | | | | | | |
| IDC40D120T6H | active and preferred | 1200.0 | 75.0 | 150.0 | 1.9 | 14.0 | - |
| IDC51D120T6H | active and preferred | 1200.0 | 100.0 | 200.0 | 1.9 | 18.0 | - |
| IDC73D120T6H | active and preferred | 1200.0 | 150.0 | 300.0 | 1.9 | 26.0 | - |

Bare dies

Discrete

IGBT
modules

IPMs

Stacks &
boardsDriver &
controller

SiC

Presspacks

SCR / diode
modulesSolid state
relays

Chip diode

| Product | Product status | V_{D5} max [V] | I_F max [A] | $I_{(FSM)}$ max [A] | V_F [V] | I_R max [uA] | I_{rrm} [A] |
|---|----------------------|------------------|---------------|---------------------|-----------|----------------|---------------|
| Emitter controlled diode 4 medium power | | | | | | | |
| IDC08D120T6M | active and preferred | 1200.0 | 10.0 | 20.0 | 1.7 | 2.7 | - |
| IDC10D120T6M | active and preferred | 1200.0 | 15.0 | - | 1.7 | 3.5 | - |
| IDC15D120T6M | active and preferred | 1200.0 | 25.0 | 50.0 | 1.7 | 5.2 | - |
| IDC21D120T6M | active and preferred | 1200.0 | 35.0 | 70.0 | 1.7 | 7.7 | - |
| IDC28D120T6M | active and preferred | 1200.0 | 50.0 | 100.0 | 1.7 | 10.0 | - |
| IDC40D120T6M | active and preferred | 1200.0 | 75.0 | - | 1.7 | 14.0 | - |
| IDC51D120T6M | active and preferred | 1200.0 | 100.0 | 200.0 | 1.7 | 18.0 | - |
| IDC73D120T6M | active and preferred | 1200.0 | 150.0 | 300.0 | 1.7 | 26.0 | - |
| Emitter controlled diode fast | | | | | | | |
| SIDC03D120F6 | active and preferred | 1200.0 | 2.0 | 4.0 | 2.1 | 250.0 | - |
| SIDC08D120F6 | active and preferred | 1200.0 | 7.0 | 14.0 | 2.1 | 250.0 | - |
| SIDC14D120F6 | active and preferred | 1200.0 | 15.0 | 30.0 | 2.1 | 250.0 | - |
| SIDC23D120F6 | active and preferred | 1200.0 | 25.0 | 50.0 | 2.1 | 250.0 | - |
| SIDC30D120F6 | active and preferred | 1200.0 | 35.0 | 70.0 | 2.1 | 250.0 | - |
| SIDC42D120F6 | active and preferred | 1200.0 | 50.0 | 100.0 | 2.1 | 250.0 | - |
| SIDC56D120F6 | active and preferred | 1200.0 | 75.0 | 150.0 | 2.1 | 250.0 | - |
| SIDC81D120F6 | active and preferred | 1200.0 | 100.0 | 200.0 | 2.1 | 250.0 | - |
| SIDC06D120F6 | active and preferred | 1200.0 | 5.0 | 10.0 | 2.1 | 250.0 | - |
| SIDC03D120H8 | active and preferred | 1200.0 | 3.0 | 6.0 | 1.6 | 27.0 | - |
| SIDC06D120H8 | active and preferred | 1200.0 | 7.5 | 15.0 | 1.6 | 27.0 | - |
| SIDC08D120H8 | active and preferred | 1200.0 | 10.0 | 20.0 | 1.6 | 27.0 | - |
| SIDC10D120H8 | active and preferred | 1200.0 | 15.0 | 30.0 | 1.6 | 27.0 | - |
| SIDC23D120H8 | active and preferred | 1200.0 | 35.0 | 70.0 | 1.6 | 27.0 | - |
| SIDC30D120H8 | active and preferred | 1200.0 | 50.0 | 100.0 | 1.6 | 27.0 | - |
| SIDC42D120H8 | active and preferred | 1200.0 | 75.0 | 150.0 | 1.6 | 27.0 | - |
| SIDC53D120H8 | active and preferred | 1200.0 | 100.0 | 200.0 | 1.6 | 27.0 | - |
| SIDC81D120H8 | active and preferred | 1200.0 | 150.0 | 300.0 | 1.6 | 27.0 | - |
| SIDC130D170H | active and preferred | 1700.0 | 235.0 | 470.0 | 1.35 | 11.0 | - |

Chip diode

| Product | Product status | V_{D_S} max [V] | I_F max [A] | $I_{(FSM)}$ max [A] | V_F [V] | I_R max [uA] | I_{rm} [A] |
|--|----------------------|----------------------|------------------|------------------------|--------------|-------------------|-----------------|
| Emitter controlled diode high efficiency | | | | | | | |
| SIDC02D60F6 | active and preferred | 600.0 | 3.0 | 6.0 | 1.6 | 250.0 | 3.8 |
| SIDC04D60F6 | active and preferred | 600.0 | 9.0 | 18.0 | 1.6 | 250.0 | 10.2 |
| SIDC06D60F6 | active and preferred | 600.0 | 15.0 | 30.0 | 1.6 | 250.0 | 13.7 |
| SIDC07D60AF6 | active and preferred | 600.0 | 22.5 | 45.0 | 1.5 | 250.0 | 17.0 |
| SIDC07D60F6 | active and preferred | 600.0 | 22.5 | 45.0 | 1.6 | 250.0 | 17.0 |
| SIDC09D60F6 | active and preferred | 600.0 | 30.0 | 60.0 | 1.6 | 250.0 | 19.0 |
| SIDC14D60F6 | active and preferred | 600.0 | 45.0 | 90.0 | 1.6 | 250.0 | 23.0 |
| SIDC14D120H8 | active and preferred | 1200.0 | 25.0 | 50.0 | 1.6 | 27.0 | - |
| SIDC105D120H8 | active and preferred | 1200.0 | 200.0 | 400.0 | 1.29 | 2.6 | - |

Bare dies

Discrete

IGBT
modules

IPMs

Stacks &
boardsDriver &
controller

SiC

Presspacks

SCR / diode
modulesSolid state
relays



Discrete

IGBTs and diodes

Market leadership through groundbreaking innovation and application focus. Striving for the highest standards in performance and quality, Infineon offers a comprehensive application specific discrete IGBT portfolio that is second to none. New products are application specific developed to achieve highest value.

The Silicon Power Rapid Diode family complements Infineon's existing high power

600V/650 V diode portfolio by filling the gap between SiC diodes and previously released emitter-controlled diodes. They represent a perfect cost/performance balance and target high efficiency applications switching between 18 kHz and 100 kHz. Rapid 1 and Rapid 2 diodes are optimized to have excellent compatibility with CoolMOS™ and high speed IGBT (Insulated Gate Bipolar Transistor) such as the TRENCHSTOP™ 5 and HighSpeed 3.

Highlights



650V TRENCHSTOP™ 5 – discover the discrete IGBT families H5/F5/L5/WR5 and the new S5
650V TRENCHSTOP™ 5 is the highest efficiency discrete IGBT technology on the market and ideally suited for customers who are looking for outstanding efficiency and power density. It consists of 5 subcategories – H5, F5, L5, WR5 and the new S5 – positioned clearly according to switching frequencies, targeted for applications such as Welding, UPS, Photovoltaic and Energy Storage.
www.infineon.com/trenchstop5



TRENCHSTOP™ 5 in TO-247 4pin package – redefining new levels of switching losses and power density

- > 20 % reduction in total switching losses vs TO-247
- > True benefit seem under high current conditions
- > Extremely low emitter inductance loop

www.infineon.com/to-247-4



650V/1200V/1350V Next Generation Reverse Conducting IGBT – higher efficiency and better reliability
The latest generation of reverse conducting IGBTs has been optimized for the demanding requirements of Induction Cooking applications. The new 20 A RC-H5 1200V and 1350 V devices complement the previous generation of reverse conduction IGBTs and extend the performance leadership of the RC-H family, focusing on system efficiency and reliability.
www.infineon.com/rch5



Discrete IGBT in TO-247PLUS package – maximum flexibility in high power 600 V designs

- > Highest current rating co-pack 600V in 100 A and 120 A
- > Extended creepage distance of 4.25 mm
- > 20 % lower thermal resistance vs TO-247

www.infineon.com/to-247plus

Discrete IGBT with anti-parallel diode

| Product | Package | V _{CE} max [V] | I _C (@ 100°) max [A] | I _C (@ 25°) max [A] | I _{Cpuls} max [A] | P _{tot} max [W] | V _{CE(sat)} [V] | E _{on} [mJ] | E _{off} [mJ] | t _{d(on)} [ns] | t _r [ns] | t _{d(off)} [ns] | t _f [ns] | Q _{Gate} [nC] | I _F max [A] | I _{Fpuls} max [A] | V _F [V] | Q _{rr} [nC] | I _{rrm} [A] |
|--|----------------|-------------------------|---------------------------------|--------------------------------|----------------------------|--------------------------|--------------------------|----------------------|-----------------------|-------------------------|---------------------|--------------------------|---------------------|------------------------|------------------------|----------------------------|--------------------|----------------------|----------------------|
| Switching frequency: Fast IGBT 10-40 kHz | | | | | | | | | | | | | | | | | | | |
| SKW15N120 | TO-247 | 1200.0 | 15.0 | 30.0 | 52.0 | 198.0 | 3.7 | 1.9 | 1.5 | 38.0 | 30.0 | 652.0 | 31.0 | 130.0 | 32.0 | 50.0 | 2.0 | 0.5 uC | 15.0 |
| SKB02N120 | D2PAK (TO-263) | 1200.0 | 2.8 | 6.2 | 9.6 | 62.0 | 3.7 | 0.27 | 0.11 | 26.0 | 14.0 | 290.0 | 85.0 | 11.0 | 4.5 | 9.0 | 2.0 | 0.1 uC | 4.2 |
| SKP02N120 | TO-220 | 1200.0 | 2.8 | 6.2 | 9.6 | - | 3.7 | 0.27 | 0.11 | 26.0 | 14.0 | 290.0 | 85.0 | 11.0 | 4.5 | 9.0 | 2.0 | 0.1 | 4.2 |
| SKW25N120 | TO-247 | 1200.0 | 25.0 | 46.0 | 84.0 | 313.0 | 3.7 | 3.8 | 2.9 | 50.0 | 36.0 | 820.0 | 42.0 | 225.0 | 42.0 | 80.0 | 2.0 | 1.0 uC | 20.0 |
| SKW07N120 | TO-247 | 1200.0 | 7.9 | 16.5 | 27.0 | 125.0 | 3.7 | 1.0 | 0.7 | 30.0 | 26.0 | 490.0 | 30.0 | 70.0 | 13.0 | 27.0 | 2.0 | 0.3 uC | 9.0 |
| SKP10N60A | TO-220 | 600.0 | 10.6 | 20.0 | 40.0 | - | 2.3 | 0.26 | 0.28 | 28.0 | 12.0 | 198.0 | 26.0 | 52.0 | 21.0 | 42.0 | 1.4 | 310.0 | 4.5 |
| SKB10N60A | D2PAK (TO-263) | 600.0 | 10.9 | 21.0 | 40.0 | 92.0 | 2.3 | 0.26 | 0.28 | 28.0 | 12.0 | 198.0 | 26.0 | 52.0 | 21.0 | 42.0 | 1.4 | 310.0 | 4.5 |
| SKB15N60 | D2PAK (TO-263) | 600.0 | 15.0 | 31.0 | 62.0 | 139.0 | 2.3 | 0.45 | 0.41 | 31.0 | 23.0 | 261.0 | 54.0 | 76.0 | 31.0 | 62.0 | 1.4 | 390.0 | 5.0 |
| SKP15N60 | TO-220 | 600.0 | 15.0 | 31.0 | 62.0 | - | 2.3 | 0.45 | 0.41 | 31.0 | 23.0 | 261.0 | 54.0 | 76.0 | 31.0 | 62.0 | 1.4 | 390.0 | 5.0 |
| SKW15N60 | TO-247 | 600.0 | 15.0 | 31.0 | 62.0 | 139.0 | 2.3 | 0.45 | 0.41 | 31.0 | 23.0 | 261.0 | 54.0 | 76.0 | 1.4 | 31.0 | 62.0 | 1020.0 | 7.5 |
| SKB02N60 | D2PAK (TO-263) | 600.0 | 2.9 | 6.0 | 12.0 | 30.0 | 2.2 | 0.05 | 0.04 | 20.0 | 14.0 | 287.0 | 67.0 | 14.0 | 6.0 | 12.0 | 1.4 | 0.065 uC | 1.9 |
| SKP02N60 | TO-220 | 600.0 | 2.9 | 6.0 | 12.0 | - | 2.2 | 0.05 | 0.04 | 20.0 | 14.0 | 287.0 | 67.0 | 14.0 | 6.0 | 12.0 | 1.4 | 65.0 | 1.9 |
| SKW20N60 | TO-247 | 600.0 | 20.0 | 40.0 | 80.0 | 179.0 | 2.4 | 0.67 | 0.49 | 36.0 | 30.0 | 250.0 | 63.0 | 100.0 | 40.0 | 80.0 | 1.4 | 490.0 | 5.5 |
| SKW30N60 | TO-247 | 600.0 | 30.0 | 41.0 | 112.0 | 250.0 | 2.5 | 0.98 | 0.92 | 44.0 | 34.0 | 324.0 | 67.0 | 140.0 | 41.0 | 112.0 | 1.4 | 1740.0 | 9.0 |
| SKP04N60 | TO-220 | 600.0 | 4.9 | 9.4 | 19.0 | - | 2.3 | 0.12 | 0.11 | 22.0 | 16.0 | 264.0 | 104.0 | 24.0 | 10.0 | 19.0 | 1.4 | 130.0 | 2.5 |
| SKB06N60 | D2PAK (TO-263) | 600.0 | 6.9 | 12.0 | 24.0 | 68.0 | 2.3 | 0.17 | 0.15 | 24.0 | 17.0 | 248.0 | 70.0 | 32.0 | 12.0 | 24.0 | 1.4 | 200.0 | 2.8 |
| SKP06N60 | TO-220 | 600.0 | 6.9 | 12.0 | 24.0 | - | 2.3 | 0.17 | 0.15 | 24.0 | 17.0 | 248.0 | 70.0 | 32.0 | 12.0 | 24.0 | 1.4 | 200.0 | 2.8 |
| Switching frequency: HighSpeed 30-100 kHz | | | | | | | | | | | | | | | | | | | |
| SKB15N60HS | D2PAK (TO-263) | 600.0 | 15.0 | 27.0 | 60.0 | 138.0 | 3.5 | 0.48 | 0.3 | 12.0 | 15.0 | 235.0 | 17.0 | 80.0 | 40.0 | 80.0 | 1.5 | 580.0 | 14.0 |
| SKW20N60HS | TO-247 | 600.0 | 20.0 | 36.0 | 80.0 | 178.0 | 3.5 | 0.6 | 0.36 | 17.0 | 13.0 | 222.0 | 13.0 | 100.0 | 40.0 | 80.0 | 1.5 | 730.0 | 16.0 |
| SKW30N60HS | TO-247 | 600.0 | 30.0 | 41.0 | 112.0 | 250.0 | 3.5 | 0.91 | 0.7 | 20.0 | 19.0 | 274.0 | 27.0 | 141.0 | 41.0 mA | 112.0 | 1.55 | 0.82 uC | 17.0 |
| Switching frequency: HighSpeed2 30-100 kHz | | | | | | | | | | | | | | | | | | | |
| IKP01N120H2 | TO-220 | 1200.0 | 1.3 | 3.2 | 3.5 | - | 2.5 | 0.11 | 0.09 | 12.0 | 8.9 | 450.0 | 43.0 | 8.6 | 3.2 | - | 2.0 | 89.0 | 2.5 |
| IKB03N120H2 | D2PAK (TO-263) | 1200.0 | 3.9 | 9.6 | 9.9 | 62.5 | 2.5 | 0.22 | 0.26 | 9.4 | 6.7 | 340.0 | 63.0 | 22.0 | 9.6 | - | 2.0 | 0.51 | 12.0 |
| IKP03N120H2 | TO-220 | 1200.0 | 3.9 | 9.6 | 9.9 | - | 2.5 | 0.22 | 0.26 | 9.4 | 6.7 | 340.0 | 63.0 | 22.0 | 9.6 | - | 2.0 | 0.23 | 10.3 |
| IKW03N120H2 | TO-247 | 1200.0 | 3.9 | 9.6 | 9.9 | 62.5 | 2.5 | 0.22 | 0.26 | 9.4 | 6.7 | 340.0 | 63.0 | 22.0 | 9.6 | - | 2.0 | 0.23 | 10.3 |

Discrete IGBT with anti-parallel diode

| Product | Package | V _{CE} max [V] | I _C (@ 100°) max [A] | I _C (@ 25°) max [A] | I _{Cpuls} max [A] | P _{tot} max [W] | V _{CE(sat)} [V] | E _{on} [mJ] | E _{off} [mJ] | t _{d(on)} [ns] | t _r [ns] | t _{d(off)} [ns] | t _f [ns] | Q _{Gate} [nC] | I _F max [A] | I _{Fpuls} max [A] | V _F [V] | Q _{rr} [nC] | I _{rrm} [A] |
|---|----------------|-------------------------|---------------------------------|--------------------------------|----------------------------|--------------------------|--------------------------|----------------------|-----------------------|-------------------------|---------------------|--------------------------|---------------------|------------------------|------------------------|----------------------------|--------------------|----------------------|----------------------|
| Switching frequency: HighSpeed3 20-100 kHz | | | | | | | | | | | | | | | | | | | |
| IKW15N120H3 | TO-247 | 1200.0 | 15.0 | 30.0 | 60.0 | - | 2.05 | 1.1 | 0.45 | 21.0 | 34.0 | 260.0 | 14.0 | 75.0 | 15.0 | 60.0 | 2.4 | 800 | 7.7 |
| IKW25N120H3 | TO-247 | 1200.0 | 25.0 | 50.0 | 100.0 | - | 2.05 | 1.8 | 0.85 | 26.0 | 35.0 | 277.0 | 17.0 | 115.0 | 25.0 | 100.0 | 2.4 | 1200 | 10.4 |
| IKW40N120H3 | TO-247 | 1200.0 | 40.0 | 80.0 | 160.0 | - | 2.05 | 3.2 | 1.2 | 30.0 | 57.0 | 290.0 | 16.0 | 185.0 | 40.0 | 160.0 | 2.4 | 1900 | 12.8 |
| IKB20N60H3 | D2PAK (TO-263) | 600.0 | 20.0 | 40.0 | 80.0 | - | 1.95 | 0.45 | 0.24 | 16.0 | 20.0 | 194.0 | 11.0 | 120.0 | 20.0 | 80.0 | 1.65 | 390 | 14.2 |
| IKP20N60H3 | TO-220 | 600.0 | 20.0 | 40.0 | 80.0 | - | 1.95 | 0.45 | 0.24 | 16.0 | 20.0 | 194.0 | 11.0 | 120.0 | 20.0 | 80.0 | 1.65 | 390 | 11.0 |
| IKW20N60H3 | TO-247 | 600.0 | 20.0 | 40.0 | 80.0 | - | 1.95 | 0.56 | 0.24 | 17.0 | 11.0 | 194.0 | 11.0 | 120.0 | 20.0 | 80.0 | 1.65 | 390 | 11.0 |
| IKW30N60H3 | TO-247 | 600.0 | 30.0 | 60.0 | 120.0 | - | 1.95 | 0.94 | 0.44 | 21.0 | 33.0 | 207.0 | 22.0 | 165.0 | 30.0 | 120.0 | 1.65 | 320 | 12.0 |
| IKW40N60H3 | TO-247 | 600.0 | 40.0 | 80.0 | 160.0 | - | 1.95 | 1.1 | 0.58 | 19.0 | 33.0 | 197.0 | 21.0 | 223.0 | 40.0 | 160.0 | 1.65 | 810 | 13.6 |
| IKW50N60H3 | TO-247 | 600.0 | 50.0 | 100.0 | 200.0 | - | 1.85 | 1.45 | 0.91 | 23.0 | 37.0 | 235.0 | 24.0 | 315.0 | 60.0 | 200.0 | 1.65 | 880 | 16.9 |
| IKW60N60H3 | TO-247 | 600.0 | 60.0 | 80.0 | 180.0 | 416.0 | 1.85 | 2.1 | 1.13 | 25.0 | 39.0 | 291.0 | 23.0 | 375.0 | 80.0 | 90.0 | 1.65 | 1200 | 23.0 |
| IKW75N60H3 | TO-247 | 600.0 | 75.0 | 80.0 | 225.0 | - | 1.85 | 3.0 | 1.7 | 31.0 | 60.0 | 265.0 | 27.0 | 470.0 | 80.0 | 150.0 | 1.65 | 1800 | 19.0 |
| Switching frequency: RC drives fast series 4-30 kHz | | | | | | | | | | | | | | | | | | | |
| IKD10N60RF | DPAK (TO-252) | 600.0 | 10.0 | 20.0 | 30.0 | - | 2.2 | 0.19 | 0.16 | 12.0 | 15.0 | 168.0 | 18.0 | 64.0 | 20.0 | 30.0 | 2.1 | 270 | 9.1 |
| IKD15N60RF | DPAK (TO-252) | 600.0 | 15.0 | 30.0 | 45.0 | - | 2.2 | 0.27 | 0.25 | 13.0 | 15.0 | 160.0 | 17.0 | 90.0 | 30.0 | 45.0 | 2.1 | 420 | 13.2 |
| IKD03N60RF | DPAK (TO-252) | 600.0 | 2.5 | 5.0 | 7.5 | 53.6 | 2.2 | 0.05 | 0.04 | 9.0 | 8.0 | 142.0 | 123.0 | 17.1 | 5.0 | 7.5 | 2.1 | 60 | 6.2 |
| IKD04N60RF | DPAK (TO-252) | 600.0 | 4.0 | 8.0 | 12.0 | 75.0 | 2.2 | 0.06 | 0.05 | 12.0 | 7.0 | 116.0 | 37.0 | 27.0 | 8.0 | 12.0 | 2.1 | 90 | 4.6 |
| IKD06N60-RF | DPAK (TO-252) | 600.0 | 6.0 | 12.0 | 18.0 | - | 2.2 | 0.09 | 0.09 | 7.0 | 8.0 | 106.0 | 22.0 | 48.0 | 12.0 | 18.0 | 2.1 | 160 | 7.4 |
| Switching frequency: RC drives series 2-20 kHz | | | | | | | | | | | | | | | | | | | |
| IKD10N60R | DPAK (TO-252) | 600.0 | 10.0 | 20.0 | 30.0 | 150.0 | 1.65 | 0.21 | 0.38 | 14.0 | 10.0 | 192.0 | 139.0 | 64.0 | 20.0 | 30.0 | 1.7 | 560 | 20.3 |
| IKD15N60R | DPAK (TO-252) | 600.0 | 15.0 | 30.0 | 45.0 | 250.0 | 1.65 | 0.37 | 0.53 | 16.0 | 10.0 | 183.0 | 136.0 | 90.0 | 30.0 | 45.0 | 1.7 | 760 | 27.0 |
| IKD04N60R | DPAK (TO-252) | 600.0 | 4.0 | 8.0 | 12.0 | 75.0 | 1.65 | 0.09 | 0.15 | 14.0 | 8.0 | 146.0 | 171.0 | 27.0 | 8.0 | 12.0 | 1.7 | 220 | 11.0 |
| IKD06N60R | DPAK (TO-252) | 600.0 | 6.0 | 12.0 | 18.0 | 100.0 | 1.65 | 0.11 | 0.22 | 12.0 | 7.0 | 127.0 | 152.0 | 48.0 | 12.0 | 18.0 | 1.7 | 370 | 12.0 |

Bare dies

Discrete

IGBT modules

IPMs

Stacks & boards

Driver & controller

SiC

Presspacks

SCR / diode modules

Solid state relays

Discrete IGBT with anti-parallel diode

| Product | Package | V _{CE} max [V] | I _C (@ 100°) max [A] | I _C (@ 25°) max [A] | I _{Cpuls} max [A] | P _{tot} max [W] | V _{CE(sat)} [V] | E _{on} [mJ] | E _{off} [mJ] | t _{d(on)} [ns] | t _r [ns] | t _{d(off)} [ns] | t _f [ns] | Q _{Gate} [nC] | I _F max [A] | I _{Fpuls} max [A] | V _F [V] | Q _{rr} [nC] | I _{rrm} [A] |
|---|---------|-------------------------|---------------------------------|--------------------------------|----------------------------|--------------------------|--------------------------|----------------------|-----------------------|-------------------------|---------------------|--------------------------|---------------------|------------------------|------------------------|----------------------------|--------------------|----------------------|----------------------|
| Switching frequency: RC soft switching series 8-60 kHz | | | | | | | | | | | | | | | | | | | |
| IHW30N110R3 | TO-247 | 1100.0 | 30.0 | 60.0 | 90.0 | - | 1.55 | - | 1.15 | - | - | 350.0 | 16.0 | 180.0 | 60.0 | 90.0 | 1.35 | - | - |
| IHW15N120R3 | TO-247 | 1200.0 | 15.0 | 30.0 | 45.0 | - | 1.48 | - | 0.7 | - | - | 300.0 | 46.0 | 165.0 | 30.0 | 45.0 | 1.55 | - | - |
| IHW15T120 | TO-247 | 1200.0 | 15.0 | 30.0 | 45.0 | 113.0 | 2.2 | 2.0 | 2.1 | 50.0 | 35.0 | 600.0 | 120.0 | 85.0 | 23.0 | 36.0 | 1.7 | 950.0 | 13.3 |
| IHW20N120R3 | TO-247 | 1200.0 | 20.0 | 40.0 | 60.0 | - | 1.48 | - | 0.95 | 0.0 | 0.0 | 387.0 | 25.0 | 211.0 | 40.0 | 40.0 | 1.55 | - | 0.0 |
| IHW20N120R5 | TO-247 | 1200.0 | 20.0 | 40.0 | 60.0 | 288.0 | 1.55 | - | 0.75 | - | - | 350.0 | 90.0 | 170.0 | 40.0 | 60.0 | 1.6 | - | - |
| IHW25N120R2 | TO-247 | 1200.0 | 25.0 | 50.0 | 75.0 | 365.0 | 1.6 | - | 2.54 | - | - | 373.0 | 55.8 | 60.7 | 25.0 | 75.0 | 1.8 | - | - |
| IHW30N120R2 | TO-247 | 1200.0 | 30.0 | 60.0 | 90.0 | 390.0 | 2.0 | - | 3.1 | - | - | 860.0 | 40.0 | 198.0 | 30.0 | 90.0 | 1.75 | - | - |
| IHW30N120R3 | TO-247 | 1200.0 | 30.0 | 60.0 | 90.0 | 349.0 | 1.55 | - | 1.47 | - | - | 326.0 | 39.0 | 263.0 | 60.0 | 90.0 | 1.6 | - | - |
| IHW40N120R3 | TO-247 | 1200.0 | 40.0 | 80.0 | 120.0 | - | 1.55 | - | 2.02 | - | - | 336.0 | 38.0 | 335.0 | 80.0 | 120.0 | 1.6 | - | - |
| IHW40T120 | TO-247 | 1200.0 | 40.0 | 75.0 | 105.0 | 270.0 | 2.3 | 5.0 | 5.4 | 52.0 | 40.0 | 580.0 | 120.0 | 203.0 | 31.0 | 47.0 | 1.7 | 3540.0 | 25.3 |
| IHW20N135R3 | TO-247 | 1350.0 | 20.0 | 40.0 | 60.0 | - | 1.6 | - | 1.3 | - | - | 335.0 | 50.0 | 195.0 | 40.0 | 60.0 | 1.6 | - | - |
| IHW20N135R5 | TO-247 | 1350.0 | 20.0 | 40.0 | 60.0 | 288.0 | 1.65 | - | 0.95 | - | - | 235.0 | 50.0 | 170.0 | 40.0 | 60.0 | 1.65 | - | - |
| IHW30N135R3 | TO-247 | 1350.0 | 30.0 | 60.0 | 90.0 | 349.0 | 1.65 | - | 1.93 | - | - | 337.0 | 47.0 | 263.0 | 60.0 | 90.0 | 1.65 | - | - |
| IHW40N135R3 | TO-247 | 1350.0 | 40.0 | 80.0 | 120.0 | 429.0 | 1.65 | - | 2.5 | - | - | 343.0 | 98.0 | 365.0 | 80.0 | 120.0 | 1.65 | - | - |
| IHW30N160R2 | TO-247 | 1600.0 | 30.0 | 60.0 | 90.0 | 312.0 | 2.35 | - | 4.37 | - | - | 564.0 | 111.0 | 94.0 | 30.0 | 90.0 | 2.0 | - | - |
| IHW40N60R | TO-247 | 600.0 | 40.0 | 80.0 | 120.0 | - | 1.65 | 0.0 | 0.75 | 0.0 | 0.0 | 193.0 | 24.0 | 223.0 | 40.0 | 120.0 | 1.65 | - | - |
| Switching frequency: RC-fast soft switching series 20-100 kHz | | | | | | | | | | | | | | | | | | | |
| IHW40N60RF | TO-247 | 600.0 | 40.0 | 80.0 | 120.0 | - | 1.85 | - | 0.56 | - | - | 175.0 | 14.0 | 220.0 | 80.0 | 120.0 | 1.75 | - | - |
| Switching frequency: RC-H5 series 20-150 kHz | | | | | | | | | | | | | | | | | | | |
| IHW20N65R5 | TO-247 | 650.0 | 20.0 | 40.0 | 60.0 | 150.0 | 1.35 | 0.54 | 0.16 | 23.0 | 16.0 | 250.0 | 7.0 | 97.0 | 19.0 | 60.0 | 1.7 | 1550 | 29.0 |
| IHW30N65R5 | TO-247 | 650.0 | 30.0 | 60.0 | 90.0 | 176.0 | 1.35 | 0.85 | 0.24 | 29.0 | 17.0 | 220.0 | 8.0 | 153.0 | 23.0 | 42.0 | 1.7 | 1900 | 28.0 |
| IHW40N65R5 | TO-247 | 650.0 | 40.0 | 80.0 | 120.0 | 230.0 | 1.35 | 1.1 | 0.37 | 34.0 | 25.0 | 260.0 | 13.0 | 193.0 | 32.0 | 120.0 | 1.7 | 2750 | 37.2 |
| IHW50N65R5 | TO-247 | 650.0 | 50.0 | 80.0 | 150.0 | 282.0 | 1.35 | 1.5 | 0.45 | 30.0 | 20.0 | 210.0 | 8.0 | 230.0 | 37.0 | 150.0 | 1.7 | 2750 | 37.0 |

Discrete IGBT with anti-parallel diode

| Product | Package | V _{CE} max [V] | I _C (@ 100°) max [A] | I _C (@ 25°) max [A] | I _{Cpuls} max [A] | P _{tot} max [W] | V _{CE(sat)} [V] | E _{on} [mJ] | E _{off} [mJ] | t _{d(on)} [ns] | t _r [ns] | t _{d(off)} [ns] | t _f [ns] | Q _{Gate} [nC] | I _F max [A] | I _{Fpuls} max [A] | V _F [V] | Q _{rr} [nC] | I _{rrm} [A] |
|---|----------------|-------------------------|---------------------------------|--------------------------------|----------------------------|--------------------------|--------------------------|----------------------|-----------------------|-------------------------|---------------------|--------------------------|---------------------|------------------------|------------------------|----------------------------|--------------------|----------------------|----------------------|
| Switching frequency: TRENCHSTOP™ 2-20 kHz | | | | | | | | | | | | | | | | | | | |
| IHW30N100T | TO-247 | 1000.0 | 30.0 | 60.0 | 90.0 | 412.0 | 1.55 | 2.1 | 1.6 | 50.0 | 25.0 | 550.0 | 35.0 | - | 12.0 | 36.0 | 1.1 | - | - |
| IKW15T120 | TO-247 | 1200.0 | 15.0 | 30.0 | 45.0 | 110.0 | 2.2 | 2.0 | 2.1 | 50.0 | 35.0 | 600.0 | 120.0 | 85.0 | 30.0 | 45.0 | 1.7 | 1900 | 17.0 |
| IKW25T120 | TO-247 | 1200.0 | 25.0 | 50.0 | 75.0 | 190.0 | 2.2 | 3.0 | 4.0 | 50.0 | 32.0 | 660.0 | 130.0 | 155.0 | 50.0 | 105.0 | 1.75 | 2300 | 21.0 |
| IKW40T120 | TO-247 | 1200.0 | 40.0 | 75.0 | 105.0 | 270.0 | 2.3 | 5.0 | 5.4 | 52.0 | 40.0 | 580.0 | 120.0 | 203.0 | 80.0 | 105.0 | 1.75 | 3800 | 2.8 |
| IKW08T120 | TO-247 | 1200.0 | 8.0 | 16.0 | 24.0 | 70.0 | 2.2 | 1.08 | 1.2 | 40.0 | 26.0 | 570.0 | 140.0 | 53.0 | 16.0 | 24.0 | 1.7 | 1000 | 13.0 |
| IKQ100N60T | TO-247PLUS-3 | 600.0 | 100.0 | 160.0 | 400.0 | 714.0 | 1.5 | 3.1 | 2.5 | 30.0 | 38.0 | 290.0 | 31.0 | 610.0 | 160.0 | 400.0 | 1.65 | 2800 | 23.0 |
| IKQ120N60T | TO-247PLUS-3 | 600.0 | 120.0 | 160.0 | 480.0 | 833.0 | 1.5 | 6.2 | 5.9 | 50.0 | 75.0 | 565.0 | 68.0 | 703.0 | 160.0 | 480.0 | 1.65 | 3400 | 26.5 |
| IKB20N60T | D2PAK (TO-263) | 600.0 | 15.0 | 30.0 | 60.0 | 166.0 | 1.5 | 0.31 | 0.46 | 18.0 | 14.0 | 199.0 | 42.0 | 120.0 | 30.0 | 45.0 | 1.65 | 310 | 10.4 |
| IKB10N60T | D2PAK (TO-263) | 600.0 | 18.0 | 24.0 | 30.0 | 110.0 | 1.5 | 0.16 | 0.27 | 12.0 | 8.0 | 215.0 | 38.0 | 62.0 | 20.0 | 30.0 | 1.6 | 380 | 10.0 |
| IKP10N60T | TO-220 | 600.0 | 18.0 | 24.0 | 30.0 | - | 1.5 | 0.16 | 0.27 | 12.0 | 8.0 | 215.0 | 38.0 | 67.0 | 24.0 | 30.0 | 1.6 | 380 | 10.0 |
| IKB15N60T | D2PAK (TO-263) | 600.0 | 23.0 | 26.0 | 45.0 | 130.0 | 1.5 | 0.22 | 0.35 | 17.0 | 11.0 | 188.0 | 50.0 | 87.0 | 30.0 | 45.0 | 1.65 | 240 | 10.4 |
| IKP15N60T | TO-220 | 600.0 | 23.0 | 26.0 | 45.0 | - | 1.5 | 0.22 | 0.35 | 17.0 | 11.0 | 188.0 | 50.0 | 87.0 | 26.0 | 45.0 | 1.65 | 240 | 10.4 |
| IKP20N60T | TO-220 | 600.0 | 28.0 | 41.0 | 60.0 | - | 1.5 | 0.31 | 0.46 | 18.0 | 14.0 | 199.0 | 42.0 | 120.0 | 41.0 | 60.0 | 1.65 | 310 | 13.3 |
| IKW20N60T | TO-247 | 600.0 | 28.0 | 41.0 | 60.0 | 166.0 | 1.5 | 0.31 | 0.46 | 18.0 | 14.0 | 199.0 | 42.0 | 120.0 | 40.0 | 60.0 | 1.65 | 310 | 13.3 |
| IHW30N60T | TO-247 | 600.0 | 30.0 | 60.0 | 90.0 | 187.0 | 1.5 | - | 0.8 | 23.0 | 21.0 | 254.0 | 46.0 | 167.0 | 13.0 | 30.0 | 1.1 | - | - |
| IKW30N60T | TO-247 | 600.0 | 39.0 | 45.0 | 90.0 | 187.0 | 1.5 | 1.0 | 1.1 | 23.0 | 21.0 | 254.0 | 46.0 | 167.0 | 60.0 | 90.0 | 1.65 | 920 | 16.3 |
| IKP04N60T | TO-220 | 600.0 | 4.0 | 8.0 | 12.0 | - | 1.5 | 0.06 | 0.08 | 14.0 | 7.0 | 164.0 | 43.0 | 27.0 | 8.0 | 12.0 | 1.65 | 79 | 5.3 |
| IHW40T60 | TO-247 | 600.0 | 40.0 | 80.0 | 120.0 | - | 1.55 | 0.0 | 0.92 | 0.0 | 0.0 | 186.0 | 66.3 | 215.0 | 30.0 | 90.0 | 1.65 | 0.92 | 16.3 |
| IKW50N60T | TO-247 | 600.0 | 50.0 | 80.0 | 150.0 | 333.0 | 1.5 | 1.2 | 1.4 | 26.0 | 29.0 | 299.0 | 29.0 | 310.0 | 100.0 | 150.0 | 1.65 | 1800 | 27.7 |
| IKB06N60T | D2PAK (TO-263) | 600.0 | 6.0 | 12.0 | 18.0 | 88.0 | 1.5 | 0.09 | 0.11 | 9.0 | 6.0 | 130.0 | 58.0 | 42.0 | 12.0 | 18.0 | 1.6 | 190 | 5.3 |
| IKP06N60T | TO-220 | 600.0 | 6.0 | 12.0 | 18.0 | - | 1.5 | 0.09 | 0.11 | 9.0 | 6.0 | 130.0 | 58.0 | 42.0 | 12.0 | 18.0 | 1.6 | 190 | 5.3 |
| IKA06N60T | TO-220 | 600.0 | 6.2 | 10.0 | 18.0 | - | 1.5 | 0.09 | 0.11 | 9.0 | 6.0 | 130.0 | 58.0 | 42.0 | 10.2 | 18.0 | 0.1 | 190 | 5.3 |
| IKA10N60T | TO-220 | 600.0 | 7.2 | 11.7 | 30.0 | - | 1.5 | 0.16 | 0.27 | 12.0 | 8.0 | 215.0 | 35.0 | 67.0 | 11.9 | 30.0 | 1.6 | 380 | 13.0 |
| IKW75N60T | TO-247 | 600.0 | 75.0 | 80.0 | 225.0 | 428.0 | 1.5 | 2.9 | 2.9 | 33.0 | 36.0 | 330.0 | 35.0 | 470.0 | 80.0 | 225.0 | 1.65 | 2400 | 38.5 |
| IKA15N60T | TO-220 | 600.0 | 8.9 | 14.7 | 45.0 | - | 1.5 | 0.22 | 0.35 | 17.0 | 11.0 | 188.0 | 50.0 | 87.0 | 15.5 | 45.0 | 1.65 | 240 | 10.4 |
| IHW30N90T | TO-247 | 900.0 | 30.0 | 60.0 | 90.0 | 428.0 | 1.5 | - | 1.8 | 45.0 | 26.0 | 556.0 | 29.0 | 280.0 | 13.0 | 36.0 | 1.1 | - | - |
| IKW15N120T2 | TO-247 | 1200.0 | 15.0 | 30.0 | 60.0 | 235.0 | 2.2 | 1.5 | 1.3 | 31.0 | 30.0 | 450.0 | 176.0 | 93.0 | 25.0 | 60.0 | 1.75 | 1300 | 13.0 |
| IKW25N120T2 | TO-247 | 1200.0 | 25.0 | 50.0 | 100.0 | 349.0 | 2.2 | 2.25 | 2.05 | 25.0 | 24.0 | 340.0 | 164.0 | 120.0 | 40.0 | 100.0 | 1.65 | 2050 | 24.0 |
| IKW40N120T2 | TO-247 | 1200.0 | 40.0 | 75.0 | 160.0 | 480.0 | 2.3 | 4.5 | 3.8 | 32.0 | 28.0 | 405.0 | 195.0 | 192.0 | 75.0 | 160.0 | 1.75 | 3300 | 31.0 |

Bare dies

Discrete

IGBT modules

IPMs

Stacks & boards

Driver & controller

SiC

Presspacks

SCR / diode modules

Solid state relays

Discrete IGBT with anti-parallel diode

| Product | Package | V _{CE} max [V] | I _C (@ 100°) max [A] | I _C (@ 25°) max [A] | I _{Cpuls} max [A] | P _{tot} max [W] | V _{CE(sat)} [V] | E _{on} [mJ] | E _{off} [mJ] | t _{d(on)} [ns] | t _r [ns] | t _{d(off)} [ns] | t _f [ns] | Q _{Gate} [nC] | I _F max [A] | I _{Fpuls} max [A] | V _F [V] | Q _{rr} [nC] | I _{rrm} [A] |
|--|------------|-------------------------|---------------------------------|--------------------------------|----------------------------|--------------------------|--------------------------|----------------------|-----------------------|-------------------------|---------------------|--------------------------|---------------------|------------------------|------------------------|----------------------------|--------------------|----------------------|----------------------|
| Switching frequency: TRENCHSTOP™5 20-60 kHz | | | | | | | | | | | | | | | | | | | |
| IKW30N65WR5 | TO-247 | 650.0 | 30.0 | 60.0 | 90.0 | 185.0 | 1.4 | 0.99 | 0.33 | 39.0 | 12.0 | 367.0 | 9.0 | 155.0 | 24.0 | 45.0 | 1.4 | 1250 | 22.0 |
| IKW40N65WR5 | TO-247 | 650.0 | 40.0 | 80.0 | 120.0 | 230.0 | 1.4 | 1.4 | 0.42 | 40.0 | 29.0 | 402.0 | 11.0 | 193.0 | 32.0 | 120.0 | 1.4 | 1650 | 27.0 |
| IKW50N65WR5 | TO-247 | 650.0 | 50.0 | 80.0 | 150.0 | 282.0 | 1.4 | 1.85 | 0.7 | 46.0 | 33.0 | 400.0 | 20.0 | 230.0 | 37.0 | 150.0 | 1.4 | 1800 | 29.0 |
| Switching frequency: TRENCHSTOP™5 30-100 kHz | | | | | | | | | | | | | | | | | | | |
| IKP08N65H5 | TO-220 | 650.0 | 11.0 | 18.0 | 24.0 | 70.0 | 1.65 | 0.07 | 0.03 | 11.0 | 5.0 | 115.0 | 15.0 | 22.0 | 20.0 | 24.0 | 1.45 | 130 | 6.8 |
| IKP15N65H5 | TO-220 | 650.0 | 18.0 | 30.0 | 45.0 | 105.0 | 1.65 | 0.12 | 0.05 | 17.0 | 7.0 | 160.0 | 10.0 | 38.0 | 20.0 | 45.0 | 1.45 | 200 | 8.0 |
| IKP20N65H5 | TO-220 | 650.0 | 21.0 | 42.0 | 60.0 | 125.0 | 1.65 | 0.17 | 0.06 | 16.0 | 3.0 | 168.0 | 36.0 | 48.0 | 20.0 | 60.0 | 1.65 | 270 | 10.04 |
| IKP30N65H5 | TO-220 | 650.0 | 35.0 | 55.0 | 90.0 | 188.0 | 1.65 | 0.28 | 0.1 | 18.0 | 4.0 | 180.0 | 22.0 | 70.0 | 36.0 | 90.0 | 1.35 | 410 | 14.3 |
| IKW30N65H5 | TO-247 | 650.0 | 35.0 | 55.0 | 90.0 | 188.0 | 1.65 | 0.28 | 0.1 | 20.0 | 11.0 | 190.0 | 19.0 | 70.0 | 30.0 | 54.0 | 1.55 | 410 | 11.5 |
| IKP40N65H5 | TO-220 | 650.0 | 46.0 | 74.0 | 120.0 | 255.0 | 1.65 | 0.39 | 0.12 | 22.0 | 12.0 | 165.0 | 13.0 | 95.0 | 36.0 | 120.0 | 1.45 | 450 | 12.5 |
| IKW40N65H5 | TO-247 | 650.0 | 46.0 | 74.0 | 120.0 | 255.0 | 1.65 | 0.39 | 0.12 | 22.0 | 12.0 | 165.0 | 13.0 | 95.0 | 36.0 | 120.0 | 1.45 | 450 | 12.5 |
| IKW50N65EH5 | TO-247 | 650.0 | 50.0 | 80.0 | 200.0 | 275.0 | 1.65 | 1.5 | 0.5 | 25.0 | 29.0 | 172.0 | 35.0 | 120.0 | 80.0 | 200.0 | 1.35 | 1100 | 17.0 |
| IKZ50N65EH5 | TO-247-4 | 650.0 | 54.0 | 85.0 | 200.0 | 273.0 | 1.65 | 0.41 | 0.19 | 20.0 | 7.0 | 250.0 | 21.0 | 109.0 | 95.0 | 200.0 | 1.35 | 820 | 24.0 |
| IKZ50N65NH5 | TO-247-4 | 650.0 | 54.0 | 85.0 | 200.0 | 273.0 | 1.65 | 0.35 | 0.2 | 22.0 | 8.0 | 252.0 | 23.0 | 109.0 | 79.0 | 200.0 | 1.6 | 490 | 22.0 |
| IKW50N65H5 | TO-247 | 650.0 | 56.0 | 80.0 | 150.0 | 305.0 | 1.65 | 0.52 | 0.18 | 21.0 | 15.0 | 180.0 | 18.0 | 120.0 | 40.0 | 150.0 | 1.45 | 570 | 16.7 |
| IKA08N65H5 | TO220-3 FP | 650.0 | 6.8 | 10.8 | 24.0 | 31.2 | 1.65 | 0.07 | 0.03 | 11.0 | 5.0 | 115.0 | 15.0 | 22.0 | 12.3 | 24.0 | 1.45 | 130 | 6.8 |
| IKW75N65EH5 | TO-247 | 650.0 | 75.0 | 90.0 | 300.0 | 395.0 | 1.65 | 2.3 | 0.9 | 28.0 | 33.0 | 174.0 | 41.0 | 160.0 | 90.0 | 300.0 | 1.35 | 1330 | 20.5 |
| IKZ75N65EH5 | TO-247-4 | 650.0 | 75.0 | 90.0 | 300.0 | 395.0 | 1.65 | 0.68 | 0.43 | 26.0 | 11.0 | 347.0 | 15.0 | 166.0 | 95.0 | 300.0 | 1.35 | 1020 | 29.0 |
| IKZ75N65NH5 | TO-247-4 | 650.0 | 75.0 | 90.0 | 300.0 | 395.0 | 1.65 | 0.88 | 0.52 | 52.0 | 19.0 | 412.0 | 19.0 | 166.0 | 95.0 | 219.0 | 1.6 | 570 | 26.0 |
| IKA15N65H5 | TO220-3 FP | 650.0 | 8.5 | 14.0 | 45.0 | 33.3 | 1.65 | 0.12 | 0.05 | 17.0 | 7.0 | 160.0 | 10.0 | 38.0 | 12.3 | 45.0 | 1.45 | 200 | 8.0 |
| Switching frequency: TRENCHSTOP™5 50Hz -20 kHz | | | | | | | | | | | | | | | | | | | |
| IKZ75N65EL5 | TO-247-4 | 650.0 | 100.0 | 100.0 | 300.0 | 536.0 | 1.1 | 1.57 | 3.2 | 120.0 | 23.0 | 275.0 | 50.0 | 436.0 | 90.0 | 300.0 | 1.4 | 1300 | 37.0 |
| IKW30N65EL5 | TO-247 | 650.0 | 62.0 | 85.0 | 120.0 | 227.0 | 1.05 | 0.47 | 1.35 | 33.0 | 11.0 | 308.0 | 51.0 | 168.0 | 50.0 | 120.0 | 1.35 | 910 | 21.0 |
| IKW30N65NL5 | TO-247 | 650.0 | 62.0 | 85.0 | 120.0 | 227.0 | 1.05 | 0.56 | 1.35 | 59.0 | 20.0 | 283.0 | 67.0 | 168.0 | 50.0 | 120.0 | 1.65 | 480 | 18.0 |
| IKW75N65EL5 | TO-247 | 650.0 | 80.0 | 80.0 | 300.0 | 536.0 | 1.1 | 1.61 | 3.2 | 40.0 | 11.0 | 275.0 | 50.0 | 436.0 | 90.0 | 300.0 | 1.4 | 1370 | 29.0 |

Discrete IGBT with anti-parallel diode

| Product | Package | V _{CE} max [V] | I _C (@ 100°) max [A] | I _C (@ 25°) max [A] | I _{Cpuls} max [A] | P _{tot} max [W] | V _{CE(sat)} [V] | E _{on} [mJ] | E _{off} [mJ] | t _{d(on)} [ns] | t _r [ns] | t _{d(off)} [ns] | t _f [ns] | Q _{Gate} [nC] | I _F max [A] | I _{Fpuls} max [A] | V _F [V] | Q _{rr} [nC] | I _{rrm} [A] |
|--|------------|-------------------------|---------------------------------|--------------------------------|----------------------------|--------------------------|--------------------------|----------------------|-----------------------|-------------------------|---------------------|--------------------------|---------------------|------------------------|------------------------|----------------------------|--------------------|----------------------|----------------------|
| Switching frequency: TRENCHSTOP™5 60-120 kHz | | | | | | | | | | | | | | | | | | | |
| IKP08N65F5 | TO-220 | 650.0 | 11.0 | 18.0 | 24.0 | 70.0 | 1.6 | 0.07 | 0.02 | 116.0 | 5.0 | 116.0 | 20.0 | 22.0 | 20.0 | 24.0 | 1.45 | 140 | 6.6 |
| IKP15N65F5 | TO-220 | 650.0 | 18.0 | 30.0 | 45.0 | 105.0 | 1.6 | 0.13 | 0.04 | 17.0 | 7.0 | 150.0 | 16.0 | 38.0 | 20.0 | 45.0 | 1.45 | 190 | 8.0 |
| IKP20N65F5 | TO-220 | 650.0 | 21.0 | 42.0 | 60.0 | 125.0 | 1.6 | 0.16 | 0.06 | 18.0 | 3.0 | 170.0 | 30.0 | 48.0 | 20.0 | 60.0 | 1.65 | 280 | 10.25 |
| IKP30N65F5 | TO-220 | 650.0 | 35.0 | 55.0 | 90.0 | 188.0 | 1.6 | 0.28 | 0.07 | 18.0 | 4.0 | 174.0 | 15.0 | 70.0 | 36.0 | 90.0 | 1.35 | 410 | 14.4 |
| IKP40N65F5 | TO-220 | 650.0 | 46.0 | 74.0 | 120.0 | 255.0 | 1.6 | 0.36 | 0.1 | 19.0 | 13.0 | 160.0 | 16.0 | 95.0 | 36.0 | 120.0 | 1.45 | 450 | 12.4 |
| IKW40N65F5 | TO-247 | 650.0 | 46.0 | 74.0 | 120.0 | 255.0 | 1.6 | 0.36 | 0.1 | 19.0 | 13.0 | 160.0 | 16.0 | 95.0 | 36.0 | 120.0 | 1.45 | 450 | 12.4 |
| IKW50N65F5 | TO-247 | 650.0 | 56.0 | 80.0 | 150.0 | 305.0 | 1.6 | 0.49 | 0.16 | 21.0 | 15.0 | 175.0 | 18.0 | 120.0 | 40.0 | 150.0 | 1.45 | 550 | 16.5 |
| IKA08N65F5 | TO220-3 FP | 650.0 | 6.8 | 10.8 | 24.0 | 31.2 | 1.6 | 0.07 | 0.02 | 10.0 | 5.0 | 116.0 | 20.0 | 22.0 | 12.3 | 24.0 | 1.45 | 140 | 6.6 |
| IKA15N65F5 | TO220-3 FP | 650.0 | 8.5 | 14.0 | 45.0 | 33.3 | 1.6 | 0.13 | 0.04 | 150.0 | 7.0 | 150.0 | 16.0 | 38.0 | 12.3 | 45.0 | 1.45 | 190 | 8.0 |
| Switching frequency: TRENCHSTOP™5 S5 10-30 kHz | | | | | | | | | | | | | | | | | | | |
| IKW30N65ES5 | TO-247 | 650.0 | 39.5 | 62.0 | 120.0 | 188.0 | 1.35 | 0.56 | 0.32 | 17.0 | 12.0 | 124.0 | 30.0 | 70.0 | 40.0 | 120.0 | 1.45 | 830 | 18.0 |
| IKW40N65ES5 | TO-247 | 650.0 | 50.0 | 79.0 | 160.0 | 230.0 | 1.35 | 0.86 | 0.4 | 19.0 | 18.0 | 130.0 | 23.0 | 95.0 | 79.0 | 160.0 | 1.45 | 1100 | 23.0 |
| IKW50N65ES5 | TO-247 | 650.0 | 60.5 | 80.0 | 200.0 | 274.0 | 1.35 | 1.23 | 0.55 | 20.0 | 27.0 | 127.0 | 34.0 | 120.0 | 80.0 | 5.0 | 1.45 | 1250 | 25.0 |
| IKW75N65ES5 | TO-247 | 650.0 | 80.0 | 80.0 | 300.0 | 395.0 | 1.42 | 2.4 | 0.95 | 40.0 | 46.0 | 144.0 | 41.0 | 164.0 | 80.0 | 300.0 | 1.5 | 1800 | 31.0 |

Bare dies

Discrete

IGBT modules

IPMs

Stacks & boards

Driver & controller

SiC

Presspacks

SCR / diode modules

Solid state relays

Discrete IGBT with anti-parallel diode

| Product | Product status | Package | V _{CE} max [V] | I _c (@ 100°) max [A] | I _c (@ 25°) max [A] | I _{Cpuls} max [A] | P _{tot} max [W] | V _{CE(sat)} [V] | E _{on} [mJ] | E _{off} [mJ] | t _{d(on)} [ns] | t _r [ns] | t _{d(off)} [ns] | t _f [ns] | Q _{Gate} [nC] | I _F max [A] | V _F [V] | Q _{rr} [nC] | I _{rrm} [A] |
|---------------------------------------|----------------|----------------|-------------------------|---------------------------------|--------------------------------|----------------------------|--------------------------|--------------------------|----------------------|-----------------------|-------------------------|---------------------|--------------------------|---------------------|------------------------|------------------------|--------------------|----------------------|----------------------|
| Switching frequency: Gen 4 1 kHz | | | | | | | | | | | | | | | | | | | |
| IRG4BC20SD | active | TO-220 | 600.0 | 10.0 | 19.0 | 38.0 | 60.0 | 1.4 | 0.32 | 2.58 | 62.0 | 32.0 | 690.0 | 480.0 | 27.0 | 38.0 | 1.40 | 65.0 | 3.5 |
| IRG4BC20SD-S | active | D2PAK (TO-263) | 600.0 | 10.0 | 19.0 | 38.0 | 60.0 | 1.4 | 0.32 | 2.58 | 62.0 | 32.0 | 690.0 | 480.0 | 27.0 | 38.0 | 1.40 | 65.0 | 3.5 |
| IRG4PC50SD | active | TO-247 | 600.0 | 41.0 | 70.0 | 104.0 | 200.0 | 1.28 | 0.72 | 8.27 | 63.0 | 49.0 | 150.0 | 95.0 | 200.0 | 280.0 | 1.30 | 112.0 | 4.5 |
| IRG4BC10SD-S | active | D2PAK (TO-263) | 600.0 | 8.0 | 14.0 | 18.0 | 38.0 | 1.58 | 0.31 | 3.28 | 76.0 | 32.0 | 815.0 | 720.0 | 15.0 | 18.0 | 1.50 | 40.0 | 2.9 |
| IRG4RC10SD | active | DPAK (TO-252) | 600.0 | 8.0 | 14.0 | 18.0 | 38.0 | 1.58 | 0.31 | 3.28 | 76.0 | 32.0 | 815.0 | 720.0 | 15.0 | 16.0 | 1.50 | 40.0 | 2.9 |
| Switching frequency: Gen 4 1-8 kHz | | | | | | | | | | | | | | | | | | | |
| IRG4BC30FD | active | TO-220 | 600.0 | 17.0 | 31.0 | 124.0 | 100.0 | 1.59 | 0.63 | 1.39 | 42.0 | 26.0 | 230.0 | 160.0 | 51.0 | 120.0 | 1.40 | 80.0 | 3.5 |
| IRG4BC30FD1 | active | TO-220 | 600.0 | 17.0 | 31.0 | 124.0 | 100.0 | 1.59 | 0.37 | 1.42 | 22.0 | 24.0 | 250.0 | 160.0 | 57.0 | 16.0 | 1.40 | 110.0 | 4.8 |
| IRG4BC30FD-S | active | D2PAK (TO-263) | 600.0 | 17.0 | 31.0 | 124.0 | 100.0 | 1.59 | 0.63 | 1.39 | 42.0 | 26.0 | 230.0 | 160.0 | 51.0 | 120.0 | 1.40 | 80.0 | 3.5 |
| IRG4PC30FD | active | TO-247 | 600.0 | 17.0 | 31.0 | 120.0 | 100.0 | 1.59 | 0.63 | 1.39 | 42.0 | 26.0 | 230.0 | 160.0 | 51.0 | 120.0 | 1.40 | 80.0 | 3.5 |
| IRG4PC40FD | active | TO-247 | 600.0 | 27.0 | 49.0 | 196.0 | 160.0 | 1.5 | 0.95 | 2.01 | 63.0 | 32.0 | 230.0 | 170.0 | 100.0 | 200.0 | 1.30 | 80.0 | 4.0 |
| IRG4PC50FD | active | TO-247 | 600.0 | 39.0 | 70.0 | 280.0 | 200.0 | 1.45 | 1.50 | 2.40 | 55.0 | 25.0 | 240.0 | 140.0 | 190.0 | 280.0 | 1.30 | 112.0 | 4.5 |
| IRG4BC20FD | active | TO-220-3 FP | 600.0 | 7.7 | 14.3 | 64.0 | 34.0 | 1.66 | 0.25 | 0.64 | 43.0 | 20.0 | 240.0 | 150.0 | 27.0 | 64.0 | 1.40 | 65.0 | 3.5 |
| IRG4BC20FD | active | TO-220 | 600.0 | 9.0 | 16.0 | 64.0 | 60.0 | 1.66 | 0.25 | 0.64 | 43.0 | 20.0 | 240.0 | 150.0 | 27.0 | 32.0 | 1.40 | 65.0 | 3.5 |
| Switching frequency: Gen 4 30-150 kHz | | | | | | | | | | | | | | | | | | | |
| IRG4PF50WD | active | TO-247 | 900.0 | 28.0 | 51.0 | 204.0 | 200.0 | 2.25 | 2.63 | 1.34 | 71.0 | 50.0 | 150.0 | 110.0 | 160.0 | 204.0 | 2.50 | 260.0 | 5.8 |

Discrete IGBT with anti-parallel diode

| Product | Product status | Package | V _{CE} max [V] | I _c (@ 100°) max [A] | I _c (@ 25°) max [A] | I _{Cpuls} max [A] | P _{tot} max [W] | V _{CE(sat)} [V] | E _{on} [mJ] | E _{off} [mJ] | t _{d(on)} [ns] | t _r [ns] | t _{d(off)} [ns] | t _f [ns] | Q _{Gate} [nC] | I _F max [A] | V _F [V] | Q _{rr} [nC] | I _{rrm} [A] |
|-------------------------------------|----------------|--------------------|-------------------------|---------------------------------|--------------------------------|----------------------------|--------------------------|--------------------------|----------------------|-----------------------|-------------------------|---------------------|--------------------------|---------------------|------------------------|------------------------|--------------------|----------------------|----------------------|
| Switching frequency: Gen 4 8-30 kHz | | | | | | | | | | | | | | | | | | | |
| IRG4PH30KD | active | TO-247 | 1200.0 | 10.0 | 20.0 | 40.0 | 100.0 | 3.1 | 0.95 | 1.15 | 39.0 | 84.0 | 220.0 | 90.0 | 53.0 | 40.0 | 3.40 | 130.0 | 4.4 |
| IRG4PH40KD | active | TO-247 | 1200.0 | 15.0 | 30.0 | 60.0 | 160.0 | 2.74 | 1.31 | 1.12 | 50.0 | 31.0 | 96.0 | 220.0 | 94.0 | 130.0 | 2.60 | 140.0 | 4.5 |
| IRG4PH40UD | active | TO-247 | 1200.0 | 21.0 | 41.0 | 82.0 | 160.0 | 2.43 | 1.80 | 1.93 | 46.0 | 35.0 | 97.0 | 240.0 | 86.0 | 130.0 | 2.60 | 80.0 | 4.5 |
| IRG4PH40UD2-E | active | TO-247 | 1200.0 | 21.0 | 41.0 | 82.0 | 160.0 | 2.43 | 1.95 | 1.71 | 22.0 | 26.0 | 100.0 | 200.0 | 100.0 | 40.0 | 3.40 | 130.0 | 4.4 |
| IRG4PH50KD | active | TO-247 | 1200.0 | 24.0 | 45.0 | 90.0 | 200.0 | 2.77 | 3.83 | 1.90 | 87.0 | 100.0 | 140.0 | 200.0 | 180.0 | 90.0 | 2.50 | 260.0 | 5.8 |
| IRG4PH50UD | active | TO-247 | 1200.0 | 24.0 | 45.0 | 180.0 | 200.0 | 2.78 | 2.10 | 3.60 | 47.0 | 24.0 | 110.0 | 180.0 | 160.0 | 180.0 | 2.50 | 260.0 | 5.8 |
| IRG4PSH71KD | active | Super-247 (TO-274) | 1200.0 | 42.0 | 78.0 | 156.0 | 350.0 | 2.97 | 5.68 | 3.23 | 67.0 | 84.0 | 230.0 | 130.0 | 410.0 | 156.0 | 2.50 | 680.0 | 10.0 |
| IRG4PH20KD | active | TO-247 | 1200.0 | 5.0 | 11.0 | 22.0 | 60.0 | 3.17 | 0.62 | 0.30 | 50.0 | 30.0 | 100.0 | 250.0 | 28.0 | 22.0 | 2.50 | 183.0 | 6.0 |
| IRG4PSH71UD | active | Super-247 (TO-274) | 1200.0 | 50.0 | 99.0 | 200.0 | 350.0 | 2.52 | 8.80 | 9.40 | 46.0 | 77.0 | 250.0 | 220.0 | 380.0 | 200.0 | 2.92 | 350.0 | 6.0 |
| IRG4BC30UD | active | TO-220 | 600.0 | 12.0 | 23.0 | 92.0 | 100.0 | 1.95 | 0.38 | 0.16 | 40.0 | 21.0 | 91.0 | 80.0 | 50.0 | 92.0 | 1.40 | 80.0 | 3.5 |
| IRG4PC30UD | active | TO-247 | 600.0 | 12.0 | 23.0 | 92.0 | 100.0 | 1.95 | 0.38 | 0.16 | 40.0 | 21.0 | 91.0 | 80.0 | 50.0 | 92.0 | 1.40 | 80.0 | 3.5 |
| IRG4BC30KD | active | TO-220 | 600.0 | 16.0 | 28.0 | 56.0 | 100.0 | 2.21 | 0.60 | 0.58 | 60.0 | 42.0 | 160.0 | 80.0 | 67.0 | 58.0 | 1.40 | 80.0 | 3.5 |
| IRG4BC30KD-S | active | D2PAK (TO-263) | 600.0 | 16.0 | 28.0 | 56.0 | 100.0 | 2.21 | 0.60 | 0.58 | 60.0 | 42.0 | 160.0 | 80.0 | 67.0 | 58.0 | 1.40 | 80.0 | 3.5 |
| IRG4PC30KD | active | TO-247 | 600.0 | 16.0 | 28.0 | 58.0 | 100.0 | 2.21 | 0.60 | 0.58 | 60.0 | 42.0 | 160.0 | 80.0 | 67.0 | 58.0 | 1.40 | 80.0 | 3.5 |
| IRG4PC40UD | active | TO-247 | 600.0 | 20.0 | 40.0 | 160.0 | 160.0 | 1.72 | 0.71 | 0.35 | 54.0 | 57.0 | 110.0 | 80.0 | 100.0 | 160.0 | 1.30 | 80.0 | 4.0 |
| IRG4PC40KD | active | TO-247 | 600.0 | 25.0 | 42.0 | 84.0 | 160.0 | 2.1 | 0.95 | 0.76 | 53.0 | 33.0 | 110.0 | 100.0 | 120.0 | 84.0 | 1.30 | 80.0 | 4.0 |
| IRG4PC50UD | active | TO-247 | 600.0 | 27.0 | 55.0 | 220.0 | 200.0 | 1.65 | 0.99 | 0.59 | 46.0 | 25.0 | 140.0 | 74.0 | 180.0 | 220.0 | 1.30 | 112.0 | 4.5 |
| IRG4BC10UD | active | TO-220-3 FP | 600.0 | 3.9 | 6.8 | 27.0 | 25.0 | 2.15 | 0.14 | 0.12 | 40.0 | 16.0 | 87.0 | 140.0 | 15.0 | 27.0 | 1.50 | 40.0 | 2.9 |
| IRG4PC50KD | active | TO-247 | 600.0 | 30.0 | 52.0 | 104.0 | 104.0 | 1.84 | 1.61 | 0.84 | 63.0 | 49.0 | 150.0 | 95.0 | 200.0 | 280.0 | 1.30 | 112.0 | 4.5 |
| IRG4BC10KD | active | TO-220 | 600.0 | 5.0 | 9.0 | 9.0 | 38.0 | 2.39 | 0.25 | 0.14 | 49.0 | 28.0 | 97.0 | 140.0 | 19.0 | 16.0 | 1.50 | 40.0 | 2.9 |
| IRG4BC10UD | active | TO-220 | 600.0 | 5.0 | 8.5 | 34.0 | 38.0 | 2.15 | 0.14 | 0.12 | 40.0 | 16.0 | 87.0 | 140.0 | 15.0 | 16.0 | 1.50 | 40.0 | 2.9 |
| IRG4RC10UD | active | DPAK (TO-252) | 600.0 | 5.0 | 8.5 | 34.0 | 38.0 | 2.15 | 0.14 | 0.12 | 40.0 | 16.0 | 87.0 | 140.0 | 15.0 | 16.0 | 1.50 | 40.0 | 2.9 |
| IRG4BC20UD | active | TO-220-3 FP | 600.0 | 6.0 | 11.4 | 52.0 | 34.0 | 1.85 | 0.16 | 0.13 | 39.0 | 15.0 | 93.0 | 110.0 | 27.0 | 52.0 | 1.40 | 65.0 | 3.5 |
| IRG4BC20KD | active | TO-220-3 FP | 600.0 | 6.3 | 11.5 | 23.0 | 34.0 | 2.27 | 0.34 | 0.30 | 54.0 | 34.0 | 180.0 | 72.0 | 34.0 | 23.0 | 1.40 | 65.0 | 3.5 |
| IRG4BC20UD | active | TO-220 | 600.0 | 6.5 | 13.0 | 52.0 | 60.0 | 1.85 | 0.16 | 0.13 | 39.0 | 15.0 | 93.0 | 110.0 | 27.0 | 52.0 | 1.40 | 65.0 | 3.5 |
| IRG4BC20UD-S | active | D2PAK (TO-263) | 600.0 | 6.5 | 13.0 | 52.0 | 60.0 | 1.85 | 0.16 | 0.13 | 39.0 | 15.0 | 93.0 | 110.0 | 27.0 | 52.0 | 1.40 | 65.0 | 3.5 |
| IRG4PSC71KD | active | Super-247 (TO-274) | 600.0 | 60.0 | 85.0 | 200.0 | 350.0 | 1.83 | 3.95 | 2.33 | 82.0 | 107.0 | 282.0 | 97.0 | 340.0 | 200.0 | 1.40 | 364.0 | 8.2 |
| IRG4PSC71UD | active | Super-247 (TO-274) | 600.0 | 60.0 | 85.0 | 200.0 | 350.0 | 1.67 | 3.26 | 2.27 | 90.0 | 94.0 | 245.0 | 110.0 | 340.0 | 350.0 | 1.40 | 364.0 | 8.2 |
| IRG4BC15UD | active | TO-220 | 600.0 | 7.8 | 14.0 | 42.0 | 49.0 | 2.02 | 0.24 | 0.26 | 17.0 | 20.0 | 160.0 | 83.0 | 23.0 | 16.0 | 1.50 | 40.0 | 2.9 |
| IRG4BC15UD-L | active | I2PAK (TO-262) | 600.0 | 7.8 | 14.0 | 42.0 | 49.0 | 2.02 | 0.24 | 0.26 | 17.0 | 20.0 | 160.0 | 83.0 | 23.0 | 16.0 | 1.50 | 40.0 | 2.9 |
| IRG4BC15UD-S | active | D2PAK (TO-263) | 600.0 | 7.8 | 14.0 | 42.0 | 49.0 | 2.02 | 0.24 | 0.26 | 17.0 | 20.0 | 160.0 | 83.0 | 23.0 | 16.0 | 1.50 | 40.0 | 2.9 |
| IRG4BC30UD | active | TO-220-3 FP | 600.0 | 8.9 | 17.0 | 68.0 | 45.0 | 1.95 | 0.38 | 0.16 | 40.0 | 21.0 | 91.0 | 80.0 | 50.0 | 92.0 | 1.40 | 80.0 | 3.5 |
| IRG4BC20KD | active | TO-220 | 600.0 | 9.0 | 16.0 | 32.0 | 60.0 | 2.27 | 0.34 | 0.30 | 54.0 | 34.0 | 180.0 | 72.0 | 34.0 | 32.0 | 1.40 | 65.0 | 3.5 |
| IRG4BC20KD-S | active | D2PAK (TO-263) | 600.0 | 9.0 | 16.0 | 32.0 | 60.0 | 2.27 | 0.34 | 0.30 | 54.0 | 34.0 | 180.0 | 72.0 | 34.0 | 32.0 | 1.40 | 65.0 | 3.5 |
| IRG4BC30KD | active | TO-220-3 FP | 600.0 | 9.2 | 17.0 | 34.0 | 45.0 | 2.21 | 0.60 | 0.58 | 60.0 | 42.0 | 160.0 | 80.0 | 67.0 | 34.0 | 1.40 | 80.0 | 3.5 |

Bare dies

Discrete

IGBT modules

IPMs

Stacks & boards

Driver & controller

SiC

Presspacks

SCR / diode modules

Solid state relays

Discrete IGBT with anti-parallel diode

| Product | Product status | Package | V _{CE} max [V] | I _C (@ 100°) max [A] | I _C (@ 25°) max [A] | I _{Cpuls} max [A] | P _{tot} max [W] | V _{CE(sat)} [V] | E _{on} [mJ] | E _{off} [mJ] | t _{d(on)} [ns] | t _r [ns] | t _{d(off)} [ns] | t _f [ns] | Q _{Gate} [nC] | I _F max [A] | V _F [V] | Q _{rr} [nC] | I _{rrm} [A] |
|---------------------------------------|----------------------|--------------------|-------------------------|---------------------------------|--------------------------------|----------------------------|--------------------------|--------------------------|----------------------|-----------------------|-------------------------|---------------------|--------------------------|---------------------|------------------------|------------------------|--------------------|----------------------|----------------------|
| Switching frequency: Gen 5 30-150 kHz | | | | | | | | | | | | | | | | | | | |
| IRGB20B60PD1 | active | TO-220 | 600.0 | 22.0 | 40.0 | 80.0 | 215.0 | 2.5 | 0.95 | 0.10 | 20.0 | 5.0 | 115.0 | 6.0 | 68.0 | 16.0 | 1.50 | - | 2.90 |
| IRGP20B60PD | active | TO-247 | 600.0 | 22.0 | 40.0 | 40.0 | 220.0 | 2.5 | 0.095 | 0.1 | 20.0 | 5.0 | 115.0 | 6.0 | 68.0 | 42.0 | 1.40 | 80.0 | 3.5 |
| IRGP35B60PD-E | active | TO-247 | 600.0 | 34.0 | 60.0 | 120.0 | 308.0 | 2.25 | 0.22 | 0.215 | 26.0 | 6.0 | 110.0 | 8.0 | 160.0 | 60.0 | 1.30 | 80.0 | 4.0 |
| IRGP50B60PD | active | TO-247 | 600.0 | 42.0 | 75.0 | 150.0 | 370.0 | 2.0 | 0.61 | 0.46 | 34.0 | 26.0 | 130.0 | 43.0 | 240.0 | 150 | 1.50 | 112.0 | 4.5 |
| IRGP50B60PD1 | active | TO-247 | 600.0 | 45.0 | 75.0 | 150.0 | 390.0 | 2.14 | 0.255 | 0.375 | 30.0 | 10.0 | 130.0 | 11.0 | 205.0 | 150 | 1.30 | 80.0 | 4.0 |
| IRGP50B60PD1-E | active | TO-247 | 600.0 | 45.0 | 75.0 | 150.0 | 390.0 | 2.0 | 0.255 | 0.375 | 30.0 | 10.0 | 130.0 | 11.0 | 205.0 | 150 | 1.30 | 80.0 | 4.0 |
| Switching frequency: Gen 5 8-30 kHz | | | | | | | | | | | | | | | | | | | |
| IRGP20B120UD-E | active | TO-247 | 1200.0 | 20.0 | 40.0 | 120.0 | 300.0 | 3.05 | 0.85 | 0.425 | 50.0 | 20.0 | 204.0 | 24.0 | 169.0 | 120.0 | 1.67 | - | 32.0 |
| IRGP30B120KD-E | active | TO-247 | 1200.0 | 30.0 | 60.0 | 120.0 | 300.0 | 2.46 | 1.066 | 1.493 | 50.0 | 25.0 | 210.0 | 60.0 | 169.0 | 120.0 | 1.86 | - | 34.0 |
| IRGPS40B120UD | active | Super-247 (TO-274) | 1200.0 | 40.0 | 80.0 | 160.0 | 595.0 | 3.12 | 1.4 | 1.65 | 76.0 | 39.0 | 332.0 | 25.0 | 340.0 | 160.0 | 2.03 | - | 50.0 |
| IRGB5B120KD | active | TO-220 | 1200.0 | 6.0 | 12.0 | 24.0 | 89.0 | 2.75 | 0.39 | 0.33 | 22.0 | 19.0 | 100.0 | 19.0 | 25.0 | 24.0 | 2.13 | - | 9.0 |
| IRGPS60B120KD | active | Super-247 (TO-274) | 1200.0 | 60.0 | 105.0 | 240.0 | 595.0 | 2.5 | 3.214 | 4.783 | 72.0 | 32.0 | 366.0 | 45.0 | 340.0 | 240.0 | 1.93 | - | 50.0 |
| IRGB6B60KD | active | TO-220 | 600.0 | 10.0 | 18.0 | 26.0 | 90.0 | 1.8 | 0.15 | 0.19 | 25.0 | 17.0 | 215.0 | 13.2 | 18.2 | 26.0 | 1.25 | - | 10.0 |
| IRGIB10B60KD1 | active | TO-220-3 FP | 600.0 | 10.0 | 16.0 | 32.0 | 44.0 | 1.7 | 0.156 | 0.165 | 25.0 | 24.0 | 180.0 | 62.0 | 41.0 | 32.0 | 1.80 | 553.0 | 14.0 |
| IRGIB15B60KD1 | active | TO-220-3 FP | 600.0 | 12.0 | 19.0 | 38.0 | 52.0 | 1.8 | 0.258 | 0.57 | 30.0 | 25.0 | 173.0 | 41.0 | 56.0 | 38.0 | 1.69 | 984.0 | 23.0 |
| IRGS10B60KD | active | D2PAK (TO-263) | 600.0 | 12.0 | 22.0 | 44.0 | 104.0 | 1.8 | 0.14 | 0.25 | 30.0 | 20.0 | 230.0 | 23.0 | 38.0 | 44.0 | 1.3 | - | 19.0 |
| IRGSL10B60KD | active | I2PAK (TO-262) | 600.0 | 12.0 | 22.0 | 44.0 | 104.0 | 1.8 | 0.14 | 0.25 | 30.0 | 20.0 | 230.0 | 23.0 | 38.0 | 44.0 | 1.3 | - | 14.0 |
| IRGB15B60KD | active | TO-220 | 600.0 | 15.0 | 31.0 | 62.0 | 139.0 | 1.8 | 0.355 | 0.49 | 34.0 | 16.0 | 184.0 | 20.0 | 56.0 | 64.0 | 1.20 | - | 29.0 |
| IRGS15B60KD | active | D2PAK (TO-263) | 600.0 | 15.0 | 31.0 | 62.0 | 139.0 | 1.8 | 0.22 | 0.34 | 34.0 | 16.0 | 184.0 | 20.0 | 56.0 | 64.0 | 1.2 | - | 29.0 |
| IRGSL15B60KD | active | I2PAK (TO-262) | 600.0 | 15.0 | 31.0 | 62.0 | 139.0 | 1.8 | 0.22 | 0.34 | 34.0 | 16.0 | 184.0 | 20.0 | 56.0 | 64.0 | 1.2 | - | 23.0 |
| IRGB10B60KD | active | TO-220 | 600.0 | 19.0 | 35.0 | 44.0 | 104.0 | 1.8 | 0.23 | 0.35 | 30.0 | 20.0 | 230.0 | 23.0 | 38.0 | 44.0 | 1.30 | - | 19.0 |
| IRGR2B60KD | active and preferred | DPAK (TO-252) | 600.0 | 3.7 | 6.3 | 8.0 | 35.0 | 1.95 | 0.074 | 0.039 | 11 | 8.7 | 150 | 56 | 8.0 | 8.0 | 1.3 | - | 5.8 |
| IRGP30B60KD-E | active | TO-247 | 600.0 | 30.0 | 60.0 | 120.0 | 304.0 | 1.95 | 0.635 | 1.150 | 46.0 | 28.0 | 185.0 | 31.0 | 102.0 | 120.0 | 1.30 | - | 43.0 |
| IRGP35B60PD | active | TO-247 | 600.0 | 34.0 | 60.0 | 120.0 | 308.0 | 1.85 | 0.22 | 0.215 | 26.0 | 6.0 | 110.0 | 8.0 | 160.0 | 60.0 | 1.30 | 80.0 | 4.0 |
| IRGR3B60KD2 | active and preferred | DPAK (TO-252) | 600.0 | 4.2 | 7.8 | 15.6 | 52.0 | 1.9 | 0.062 | 0.039 | 18 | 15 | 110 | 68 | 13 | 15.6 | 1.5 | - | 4.8 |
| IRGIB6B60KD | active | TO-220-3 FP | 600.0 | 7.0 | 11.0 | 22.0 | 32.0 | 1.8 | 0.11 | 0.135 | 25.0 | 17.0 | 215.0 | 13.2 | 18.2 | 18.0 | 1.25 | 350.0 | 10.0 |
| IRGS6B60KD | active and preferred | D2PAK (TO-263) | 600.0 | 7.0 | 13.0 | 26.0 | 90.0 | 1.8 | 0.11 | 0.135 | 25.0 | 17.0 | 215.0 | 13.2 | 18.2 | 26.0 | 1.25 | - | 10.0 |
| IRGSL6B60KD | active | I2PAK (TO-262) | 600.0 | 7.0 | 13.0 | 26.0 | 90.0 | 1.8 | 0.11 | 0.135 | 25.0 | 17.0 | 215.0 | 13.2 | 18.2 | 26.0 | 1.25 | - | 10.0 |
| IRGB4B60KD1 | active | TO-220 | 600.0 | 7.6 | 11.0 | 22.0 | 63.0 | 2.1 | 0.073 | 0.047 | 22.0 | 18.0 | 100.0 | 66.0 | 12.0 | 22.0 | 1.40 | - | 6.3 |
| IRGS4B60KD1 | active and preferred | D2PAK (TO-263) | 600.0 | 7.6 | 11.0 | 22.0 | 63.0 | 2.1 | 0.073 | 0.047 | 22.0 | 18.0 | 100.0 | 66.0 | 12.0 | 22.0 | 1.4 | - | 6.3 |
| IRGSL4B60KD1 | active | I2PAK (TO-262) | 600.0 | 7.6 | 11.0 | 22.0 | 63.0 | 2.1 | 0.073 | 0.047 | 22.0 | 18.0 | 100.0 | 66.0 | 12.0 | 22.0 | 1.4 | - | 6.3 |
| IRGIB7B60KD | active | TO-220-3 FP | 600.0 | 8.0 | 12.0 | 24.0 | 39.0 | 1.8 | 0.16 | 0.16 | 23.0 | 22.0 | 140.0 | 32.0 | 29.0 | 18.0 | 1.25 | 620.0 | 13.0 |

Discrete IGBT with anti-parallel diode

| Product | Product status | Package | V _{CE} max [V] | I _C (@ 100°) max [A] | I _C (@ 25°) max [A] | I _{C,puls} max [A] | P _{tot} max [W] | V _{CE(sat)} [V] | E _{on} [mJ] | E _{off} [mJ] | t _{d(on)} [ns] | t _r [ns] | t _{d(off)} [ns] | t _f [ns] | Q _{Gate} [nC] | I _F max [A] | V _F [V] | Q _{rr} [nC] | I _{rrm} [A] |
|---------------------------------------|----------------------|--------------------|-------------------------|---------------------------------|--------------------------------|-----------------------------|--------------------------|--------------------------|----------------------|-----------------------|-------------------------|---------------------|--------------------------|---------------------|------------------------|------------------------|--------------------|----------------------|----------------------|
| Switching frequency: Gen 6.2 8-30 kHz | | | | | | | | | | | | | | | | | | | |
| IRGP4072D | active and preferred | TO-247 | 300.0 | 40.0 | 70.0 | 120.0 | 180.0 | 1.46 | 0.409 | 0.838 | 18.0 | 36.0 | 144.0 | 95.0 | 73.0 | 120.0 | 2.26 | - | 36.0 |
| IRGB4064D | active and preferred | TO-220 | 600.0 | 10.0 | 20.0 | 40.0 | 101.0 | 1.6 | 0.029 | 0.2 | 27.0 | 15.0 | 79.0 | 21.0 | 21.0 | 40.0 | 2.50 | - | 16.0 |
| IRGB4610D | active and preferred | TO-220 | 600.0 | 10.0 | 16.0 | 18.0 | 77.0 | 1.7 | 0.056 | 0.122 | 27.0 | 11.0 | 75.0 | 17.0 | 13.0 | 24.0 | 1.60 | - | 12.0 |
| IRGR4610D | active and preferred | DPAK (TO-252) | 600.0 | 10.0 | 16.0 | 18.0 | 77.0 | 1.7 | 0.056 | 0.122 | 27.0 | 11.0 | 75.0 | 17.0 | 13.0 | 24.0 | 1.6 | - | 12.0 |
| IRGS4064D | active and preferred | D2PAK (TO-263) | 600.0 | 10.0 | 20.0 | 40.0 | 101.0 | 1.6 | 0.029 | 0.2 | 27.0 | 15.0 | 79.0 | 21.0 | 21.0 | 40.0 | 2.5 | - | 16.0 |
| IRGS4610D | active and preferred | D2PAK (TO-263) | 600.0 | 10.0 | 16.0 | 18.0 | 77.0 | 1.7 | 0.056 | 0.122 | 27.0 | 11.0 | 75.0 | 17.0 | 13.0 | 24.0 | 1.6 | - | 12.0 |
| IRGB4056D | active and preferred | TO-220 | 600.0 | 12.0 | 24.0 | 48.0 | 140.0 | 1.55 | 0.075 | 0.225 | 31.0 | 17.0 | 83.0 | 24.0 | 25.0 | 48.0 | 2.10 | - | 19.0 |
| IRGS4056D | active and preferred | D2PAK (TO-263) | 600.0 | 12.0 | 24.0 | 48.0 | 140.0 | 1.55 | 0.075 | 0.225 | 31.0 | 17.0 | 83.0 | 24.0 | 25.0 | 48.0 | 2.1 | - | 19.0 |
| IRGB4615D | active and preferred | TO-220 | 600.0 | 15.0 | 23.0 | 24.0 | 99.0 | 1.55 | 0.070 | 0.145 | 30.0 | 15.0 | 95.0 | 20.0 | 19.0 | 32.0 | 1.80 | - | 14.0 |
| IRGS4615D | active and preferred | D2PAK (TO-263) | 600.0 | 15.0 | 23.0 | 24.0 | 99.0 | 1.55 | 0.070 | 0.145 | 30.0 | 15.0 | 95.0 | 20.0 | 19.0 | 32.0 | 1.8 | - | 14.0 |
| IRGPS4067D | active | Super-247 (TO-274) | 600.0 | 160.0 | 240.0 | 360.0 | 750.0 | 1.75 | 5.75 | 7.99 | 80.0 | 70.0 | 190.0 | 40.0 | 240.0 | 480.0 | 1.70 | - | 36.0 |
| IRGPS46160D | active and preferred | Super-247 (TO-274) | 600.0 | 160.0 | 240.0 | 360.0 | 750.0 | 1.7 | 5.75 | 3.43 | 80.0 | 70.0 | 190.0 | 40.0 | 240.0 | 480.0 | 2.40 | - | 36.0 |
| IRGPS66160D | active and preferred | Super-247 (TO-274) | 600.0 | 160.0 | 240.0 | 360.0 | 750.0 | 1.65 | 4.470 | 3.430 | 80.0 | 75.0 | 190.0 | 40.0 | 220.0 | 480.0 | 1.80 | - | 34.0 |
| IRGB4061D | active and preferred | TO-220 | 600.0 | 18.0 | 36.0 | 72.0 | 206.0 | 1.65 | 0.095 | 0.35 | 40.0 | 25.0 | 105.0 | 25.0 | 35.0 | 72.0 | 2.30 | - | 23.0 |
| IRGB4620D | active and preferred | TO-220 | 600.0 | 20.0 | 16.0 | 36.0 | 140.0 | 1.55 | 0.075 | 0.225 | 31.0 | 17.0 | 83.0 | 24.0 | 25.0 | 48.0 | 2.10 | - | 19.0 |
| IRGP4620D | active and preferred | TO-247 | 600.0 | 20.0 | 16.0 | 36.0 | 140.0 | 1.55 | 0.075 | 0.225 | 31.0 | 17.0 | 83.0 | 24.0 | 25.0 | 48.0 | 2.10 | - | 19.0 |
| IRGS4620D | active and preferred | D2PAK (TO-263) | 600.0 | 20.0 | 16.0 | 36.0 | 140.0 | 1.55 | 0.075 | 0.225 | 31.0 | 17.0 | 83.0 | 24.0 | 25.0 | 48.0 | 2.1 | - | 19.0 |
| IRGB4062D | active and preferred | TO-220 | 600.0 | 24.0 | 48.0 | 72.0 | 250.0 | 1.6 | 0.115 | 0.6 | 41.0 | 22.0 | 104.0 | 29.0 | 50.0 | 96.0 | 1.80 | - | 37.0 |
| IRGP4062D | active and preferred | TO-247 | 600.0 | 24.0 | 48.0 | 72.0 | 250.0 | 1.6 | 0.115 | 0.6 | 41.0 | 22.0 | 104.0 | 29.0 | 50.0 | 69.0 | 1.80 | - | 37.0 |
| IRGS4062D | active and preferred | D2PAK (TO-263) | 600.0 | 24.0 | 48.0 | 72.0 | 250.0 | 1.6 | 0.115 | 0.6 | 41.0 | 22.0 | 104.0 | 29.0 | 50.0 | 96.0 | 1.8 | - | 37.0 |
| IRGSL4062D | active | I2PAK (TO-262) | 600.0 | 24.0 | 48.0 | 72.0 | 250.0 | 1.6 | 0.115 | 0.6 | 41.0 | 22.0 | 104.0 | 29.0 | 50.0 | 96.0 | 1.8 | - | 37.0 |
| IRGB4630D | active and preferred | TO-220 | 600.0 | 30.0 | 47.0 | 54.0 | 206.0 | 1.65 | 0.095 | 0.35 | 40.0 | 25.0 | 105.0 | 25.0 | 35.0 | 72.0 | 2.30 | - | 23.0 |
| IRGP4630D | active and preferred | TO-247 | 600.0 | 30.0 | 47.0 | 54.0 | 206.0 | 1.65 | 0.095 | 0.35 | 40.0 | 25.0 | 105.0 | 25.0 | 35.0 | 72.0 | 2.30 | - | 23.0 |
| IRGP6630D | active | TO-247 | 600.0 | 30.0 | 47.0 | 54.0 | 192.0 | 1.65 | 0.075 | 0.35 | 40.0 | 25.0 | 95.0 | 20.0 | 30.0 | 72.0 | 1.60 | - | 15.0 |
| IRGS4630D | active and preferred | D2PAK (TO-263) | 600.0 | 30.0 | 47.0 | 54.0 | 206.0 | 1.65 | 0.095 | 0.35 | 40.0 | 25.0 | 105.0 | 25.0 | 35.0 | 72.0 | 2.3 | - | 23.0 |
| IRGB4059D | active and preferred | TO-220 | 600.0 | 4.0 | 8.0 | 16.0 | 56.0 | 1.75 | 0.035 | 0.075 | 25.0 | 10.0 | 65.0 | 15.0 | 9.0 | 16.0 | 1.60 | - | 11.0 |
| IRGB4640D | active and preferred | TO-220 | 600.0 | 40.0 | 65.0 | 72.0 | 250.0 | 1.6 | 0.115 | 0.6 | 41.0 | 22.0 | 104.0 | 29.0 | 50.0 | 96.0 | 1.80 | - | 37.0 |
| IRGP4640D | active and preferred | TO-247 | 600.0 | 40.0 | 65.0 | 72.0 | 250.0 | 1.6 | 0.115 | 0.6 | 41.0 | 22.0 | 104.0 | 29.0 | 50.0 | 96.0 | 1.80 | - | 37.0 |
| IRGP6640D | active | TO-247 | 600.0 | 40.0 | 53.0 | 72.0 | 200.0 | 1.65 | 0.09 | 0.6 | 40 | 20 | 100 | 20 | 50 | 96 | 1.80 | - | 21.0 |
| IRGS4640D | active and preferred | D2PAK (TO-263) | 600.0 | 40.0 | 65.0 | 72.0 | 250.0 | 1.6 | 0.115 | 0.6 | 41.0 | 22.0 | 104.0 | 29.0 | 50.0 | 96.0 | 1.8 | - | 37.0 |
| IRGSL4640D | active and preferred | I2PAK (TO-262) | 600.0 | 40.0 | 65.0 | 72.0 | 250.0 | 1.6 | 0.115 | 0.6 | 41.0 | 22.0 | 104.0 | 29.0 | 50.0 | 96.0 | 1.8 | - | 37.0 |
| IRGP4063D | active and preferred | TO-247 | 600.0 | 48.0 | 96.0 | 200.0 | 330.0 | 1.65 | 0.625 | 1.275 | 60.0 | 40.0ns | 145.0 | 32.0 | 95.0 | 192.0 | 1.95 | - | 40.0 |
| IRGP4068D | active and preferred | TO-247 | 600.0 | 48.0 | 96.0 | 144.0 | 330.0 | 1.65 | 0.625 | 1.275 | 145.0 | 35.0 | 165.0 | 45.0 | 95.0 | 192 | 0.96 | - | - |
| IRGP4069D | active and preferred | TO-247 | 600.0 | 50.0 | 76.0 | 105.0 | 268.0 | 1.6 | 0.39 | 0.632 | 46.0 | 33.0 | 105.0 | 44.0 | 69.0 | 140.0 | 2.20 | - | 25.0 |
| IRGP4078D | active and preferred | TO-247 | 600.0 | 50.0 | 74.0 | 150.0 | 278.0 | 1.9 | - | 1.1 | 116 | 33 | 113 | 54 | 61.0 | 200 | 1.28 | - | - |

Bare dies

Discrete

IGBT modules

IPMs

Stacks & Boards

Driver & controller

SiC

Presspacks

SCR / diode modules

Solid state relays

Discrete IGBT with anti-parallel diode

| Product | Product status | Package | V _{CE} max [V] | I _C (@ 100°) max [A] | I _C (@ 25°) max [A] | I _{Cpuls} max [A] | P _{tot} max [W] | V _{CE(sat)} [V] | E _{on} [mJ] | E _{off} [mJ] | t _{d(on)} [ns] | t _r [ns] | t _{d(off)} [ns] | t _f [ns] | Q _{Gate} [nC] | I _F max [A] | V _F [V] | Q _{rr} [nC] | I _{rrm} [A] |
|---------------------------------------|----------------------|----------------|-------------------------|---------------------------------|--------------------------------|----------------------------|--------------------------|--------------------------|----------------------|-----------------------|-------------------------|---------------------|--------------------------|---------------------|------------------------|------------------------|--------------------|----------------------|----------------------|
| Switching frequency: Gen 6.2 8-30 kHz | | | | | | | | | | | | | | | | | | | |
| IRGP4650D | active and preferred | TO-247 | 600.0 | 50.0 | 76.0 | 105.0 | 268.0 | 1.6 | 0.39 | 0.632 | 46.0 | 33.0 | 105.0 | 44.0 | 69.0 | 140.0 | 2.00 | - | 25.0 |
| IRGP6650D | active | TO-247 | 600.0 | 50.0 | 80.0 | 105.0 | 306.0 | 1.65 | 0.3 | 0.63 | 40.0 | 30.0 | 105.0 | 20.0 | 75.0 | 140.0 | 1.80 | - | 14.0 |
| IRGB4045D | active and preferred | TO-220 | 600.0 | 6.0 | 12.0 | 18.0 | 77.0 | 1.7 | 0.056 | 0.122 | 27.0 | 11.0 | 75.0 | 17.0 | 13.0 | 24.0 | 1.60 | - | 12.0 |
| IRGR4045D | active and preferred | DPAK (TO-252) | 600.0 | 6.0 | 12.0 | 18.0 | 77.0 | 1.7 | 0.056 | 0.122 | 27.0 | 11.0 | 75.0 | 17.0 | 13.0 | 24.0 | 1.6 | - | 12.0 |
| IRGS4045D | active and preferred | D2PAK (TO-263) | 600.0 | 6.0 | 12.0 | 18.0 | 77.0 | 1.7 | 0.056 | 0.122 | 27.0 | 11.0 | 75.0 | 17.0 | 13.0 | 24.0 | 1.6 | - | 12.0 |
| IRGP4063D1 | active and preferred | TO-247 | 600.0 | 60.0 | 100.0 | 200.0 | 330.0 | 1.65 | 1.4 | 1.1 | 60.0 | 50.0 | 160.0 | 30.0 | 100.0 | 120.0 | 1.90 | - | 20.0 |
| IRGP4660D | active and preferred | TO-247 | 600.0 | 60.0 | 100.0 | 144.0 | 330.0 | 1.6 | 0.625 | 1.275 | 60.0 | 40.0 | 145.0 | 35.0 | 95.0 | 192.0 | 1.95 | - | 40.0 |
| IRGP6660D | active | TO-247 | 600.0 | 60.0 | 95.0 | 144.0 | 330.0 | 1.65 | 0.3 | 1.3 | 60.0 | 50.0 | 155.0 | 30.0 | 95.0 | 192.0 | 1.80 | - | 22.0 |
| IRGB4607D | active and preferred | TO-220 | 600.0 | 7.0 | 11.0 | 12.0 | 58.0 | 1.75 | 0.14 | 0.062 | 27.0 | 15.0 | 120.0 | 10.0 | 9.0 | 16.0 | 1.70 | - | 5.10 |
| IRGR4607D | active and preferred | DPAK (TO-252) | 600.0 | 7.0 | 11.0 | 12.0 | 58.0 | 1.75 | 0.14 | 0.062 | 27.0 | 15.0 | 120.0 | 10.0 | 9.0 | 16.0 | 1.7 | - | 5.10 |
| IRGS4607D | active and preferred | D2PAK (TO-263) | 600.0 | 7.0 | 11.0 | 12.0 | 58.0 | 1.75 | 0.14 | 0.062 | 27.0 | 15.0 | 120.0 | 10.0 | 9.0 | 16.0 | 1.7 | - | 5.10 |
| IRGB4060D | active and preferred | TO-220 | 600.0 | 8.0 | 16.0 | 32.0 | 99.0 | 1.55 | 0.07 | 0.145 | 30.0 | 15.0 | 95.0 | 20.0 | 19.0 | 32.0 | 1.80 | - | 14.0 |
| IRGP4066D | active and preferred | TO-247 | 600.0 | 90.0 | 140.0 | 225.0 | 454.0 | 1.7 | 2.465 | 2.155 | 50.0 | 70.0 | 200.0 | 60.0 | 150.0 | 300.0 | 2.23 | - | 27.0 |
| IRGP4690D | active and preferred | TO-247 | 600.0 | 90.0 | 140.0 | 225.0 | 454.0 | 1.7 | 2.465 | 2.155 | 300.0 | 70.0 | 200.0 | 60.0 | 150.0 | 300.0 | 2.23 | - | 27.0 |
| IRGP6690D | active | TO-247 | 600.0 | 90.0 | 140.0 | 225.0 | 483.0 | 1.65 | 2.4 | 2.2 | 85.0 | 86.0 | 222.0 | 53.0 | 140.0 | 300.0 | 2.30 | - | 26.0 |
| IRGB4715D | active and preferred | TO-220 | 650.0 | 15.0 | 21.0 | 24.0 | 100.0 | 1.7 | 0.2 | 0.09 | 30.0 | 20.0 | 100.0 | 20.0 | 20.0 | 32.0 | 1.80 | - | 8.0 |
| IRGS4715D | active and preferred | D2PAK (TO-263) | 650.0 | 15.0 | 21.0 | 24.0 | 100.0 | 1.7 | 0.2 | 0.09 | 30.0 | 20.0 | 100.0 | 20.0 | 20.0 | 32.0 | 1.8 | - | 14.0 |
| IRGP4262D | active and preferred | TO-247 | 650.0 | 40.0 | 60.0 | 96.0 | 250.0 | 1.7 | 0.52 | 0.24 | 24.0 | 27.0 | 73.0 | 23.0 | 47.0 | 96.0 | 1.60 | - | 17.0 |
| IRGP4740D | active and preferred | TO-247 | 650.0 | 40.0 | 60.0 | 72.0 | 250.0 | 1.7 | 0.52 | 0.24 | 24.0 | 27.0 | 73.0 | 23.0 | 47.0 | 96.0 | 1.60 | - | 17.0 |
| IRGP4750D | active and preferred | TO-247 | 650.0 | 50.0 | 80.0 | 105.0 | 273.0 | 1.7 | 1.3 | 0.5 | 50.0 | 30.0 | 105.0 | 20.0 | 70.0 | 140.0 | 1.60 | - | 27.0 |
| IRGP4263D-E | active and preferred | TO-247 | 650.0 | 60.0 | 90.0 | 192.0 | 325.0 | 1.7 | 1.7 | 1.0 | 70.0 | 60.0 | 140.0 | 30.0 | 96.0 | 192 | 1.90 | - | 25.0 |
| IRGP4760D | active and preferred | TO-247 | 650.0 | 60.0 | 90.0 | 144.0 | 325.0 | 1.7 | 1.7 | 1.0 | 70.0 | 60.0 | 140.0 | 30.0 | 96.0 | 192.0 | 1.90 | - | 25.0 |
| IRGP4266D | active and preferred | TO-247 | 650.0 | 90.0 | 140.0 | 300.0 | 455.0 | 1.7 | 2.5 | 2.2 | 50.0 | 70.0 | 200.0 | 60.0 | 140.0 | 300 | 2.10 | - | 27.0 |
| IRGP4790D | active and preferred | TO-247 | 650.0 | 90.0 | 140.0 | 225.0 | 455.0 | 1.7 | 2.5 | 2.2 | 50.0 | 70.0 | 200.0 | 60.0 | 140.0 | 300.0 | 2.10 | - | 27.0 |
| IRG6B330UD | active and preferred | TO-220 | 330.0 | 40.0 | 70.0 | - | 160.0 | 1.36 | - | - | 47.0 | 37.0 | 176.0 | 99.0 | 85.0 | - | 1.19 | 43.0 | 2.8 |
| Switching frequency: Gen 7 8-30 kHz | | | | | | | | | | | | | | | | | | | |
| IRG7PH35UD | active | TO-247 | 1200.0 | 25.0 | 50.0 | 60.0 | 180.0 | 1.9 | 1.06 | 0.62 | 30.0 | 15.0 | 160.0 | 80.0 | 85.0 | 80.0 | 2.80 | - | 40.0 |
| IRG7PH42UD | active | TO-247 | 1200.0 | 45.0 | 85.0 | 90.0 | 320.0 | 1.7 | 2.11 | 1.18 | 25.0 | 32.0 | 229.0 | 63.0 | 157.0 | 120.0 | 2.00 | - | 34.0 |
| IRG7PH46UD | active | TO-247 | 1200.0 | 57.0 | 108.0 | 160.0 | 390.0 | 1.7 | 2.61 | 1.85 | 45.0 | 40.0 | 410.0 | 45.0 | 220.0 | 160.0 | 3.10 | - | 40.0 |

Discrete IGBT without anti-parallel diode

| Product | Package | $V_{CE\ max}$ [V] | $I_C\ (@\ 100^\circ)$ max [A] | $I_C\ (@\ 25^\circ)$ max [A] | $I_{Cpuls\ max}$ [A] | $P_{tot\ max}$ [W] | $V_{CE(sat)}$ [V] | E_{on} [mJ] | E_{off} [mJ] | $t_{d(on)}$ [ns] | t_r [ns] | $t_{d(off)}$ [ns] | t_f [ns] | Q_{Gate} [nC] |
|--|----------------|----------------------|----------------------------------|---------------------------------|-------------------------|-----------------------|----------------------|------------------|-------------------|---------------------|---------------|----------------------|---------------|--------------------|
| Switching frequency: HighSpeed3 20-100 kHz | | | | | | | | | | | | | | |
| IGW15N120H3 | TO-247 | 1200.0 | 15.0 | 30.0 | 60.0 | 217.0 | 2.05 | 1.1 | 0.45 | 21.0 | 34.0 | 260.0 | 14.0 | 75.0 |
| IGW25N120H3 | TO-247 | 1200.0 | 25.0 | 50.0 | 100.0 | 326.0 | 2.05 | 1.8 | 0.85 | 27.0 | 41.0 | 277.0 | 17.0 | 115.0 |
| IGW40N120H3 | TO-247 | 1200.0 | 40.0 | 80.0 | 160.0 | 483.0 | 2.05 | 3.2 | 1.2 | 30.0 | 57.0 | 290.0 | 16.0 | 185.0 |
| IGW100N60H3 | TO-247 | 600.0 | 120.0 | 140.0 | 300.0 | 714.0 | 1.85 | 3.7 | 1.9 | 30.0 | 47.0 | 265.0 | 30.0 | 625.0 |
| IGP20N60H3 | TO-220 | 600.0 | 20.0 | 40.0 | 80.0 | 170.0 | 1.95 | 0.45 | 0.24 | 16.0 | 194.0 | 194.0 | 11.0 | 120.0 |
| IGB20N60H3 | D2PAK (TO-263) | 600.0 | 20.0 | 40.0 | 80.0 | 170.0 | 1.95 | 0.45 | 0.24 | 16.0 | 20.0 | 194.0 | 11.0 | 120.0 |
| IGW20N60H3 | TO-247 | 600.0 | 20.0 | 40.0 | 80.0 | 170.0 | 1.95 | 0.56 | 0.24 | 17.0 | 23.0 | 194.0 | 11.0 | 120.0 |
| IGP30N60H3 | TO-220 | 600.0 | 30.0 | 60.0 | 120.0 | 187.0 | 1.95 | 0.73 | 0.44 | 18.0 | 22.0 | 207.0 | 22.0 | 165.0 |
| IGB30N60H3 | D2PAK (TO-263) | 600.0 | 30.0 | 60.0 | 120.0 | 187.0 | 1.95 | 0.73 | 0.44 | 18.0 | 22.0 | 207.0 | 22.0 | 165.0 |
| IGW30N60H3 | TO-247 | 600.0 | 30.0 | 60.0 | 120.0 | 187.0 | 1.95 | 0.94 | 0.6 | 20.0 | 30.0 | 239.0 | 23.0 | 165.0 |
| IGW40N60H3 | TO-247 | 600.0 | 40.0 | 80.0 | 160.0 | 306.0 | 1.95 | 1.1 | 0.58 | 19.0 | 33.0 | 197.0 | 21.0 | 223.0 |
| IGW50N60H3 | TO-247 | 600.0 | 50.0 | 100.0 | 200.0 | - | 1.85 | 1.45 | 0.91 | 23.0 | 37.0 | 235.0 | 24.0 | 315.0 |
| IGW60N60H3 | TO-247 | 600.0 | 60.0 | 80.0 | 180.0 | 416.0 | 1.85 | 2.1 | 1.13 | 27.0 | 44.0 | 252.0 | 27.0 | 375.0 |
| IGW75N60H3 | TO-247 | 600.0 | 75.0 | 140.0 | 225.0 | 428.0 | 1.85 | 3.0 | 1.7 | 31.0 | 60.0 | 265.0 | 27.0 | 470.0 |
| Switching frequency: TRENCHSTOP™ 2-20 kHz | | | | | | | | | | | | | | |
| IGW30N100T | TO-247 | 1000.0 | 30.0 | 60.0 | 90.0 | 412.0 | 1.55 | 2.2 | 1.6 | 33.0 | 21.0 | 535.0 | 34.0 | 217.0 |
| IGW15T120 | TO-247 | 1200.0 | 15.0 | 30.0 | 45.0 | 110.0 | 2.2 | 2.0 | 2.1 | 50.0 | 35.0 | 600.0 | 120.0 | 85.0 |
| IGW25T120 | TO-247 | 1200.0 | 25.0 | 50.0 | 75.0 | 190.0 | 2.2 | 3.0 | 4.0 | 50.0 | 32.0 | 660.0 | 130.0 | 155.0 |
| IGW40T120 | TO-247 | 1200.0 | 40.0 | 75.0 | 105.0 | 270.0 | 2.3 | 5.0 | 5.4 | 52.0 | 40.0 | 580.0 | 120.0 | 203.0 |
| IGW60T120 | TO-247 | 1200.0 | 60.0 | 100.0 | 150.0 | 375.0 | 2.3 | 6.4 | 9.4 | 50.0 | 45.0 | 600.0 | 130.0 | 280.0 |
| IGW08T120 | TO-247 | 1200.0 | 8.0 | 16.0 | 24.0 | 70.0 | 2.2 | 1.08 | 1.2 | 40.0 | 26.0 | 570.0 | 140.0 | 53.0 |
| IGB10N60T | D2PAK (TO-263) | 600.0 | 18.0 | 24.0 | 30.0 | 110.0 | 1.5 | 0.16 | 0.27 | 10.0 | 11.0 | 233.0 | 63.0 | 62.0 |
| IGP10N60T | TO-220 | 600.0 | 18.0 | 24.0 | 30.0 | 110.0 | 1.5 | 0.16 | 0.27 | 12.0 | 8.0 | 215.0 | 38.0 | 62.0 |
| IGB15N60T | D2PAK (TO-263) | 600.0 | 23.0 | 26.0 | 45.0 | 130.0 | 1.5 | 0.22 | 0.35 | 17.0 | 11.0 | 188.0 | 50.0 | 87.0 |
| IGP15N60T | TO-220 | 600.0 | 23.0 | 26.0 | 45.0 | 130.0 | 1.5 | 0.22 | 0.35 | 17.0 | 11.0 | 188.0 | 50.0 | 87.0 |
| IGB30N60T | D2PAK (TO-263) | 600.0 | 39.0 | 45.0 | 90.0 | 187.0 | 1.5 | 0.69 | 0.77 | 23.0 | 21.0 | 254.0 | 46.0 | 167.0 |
| IGW30N60T | TO-247 | 600.0 | 39.0 | 45.0 | 90.0 | 187.0 | 1.5 | 0.69 | 0.77 | 23.0 | 21.0 | 254.0 | 46.0 | 167.0 |
| IGU04N60T | TO-251 | 600.0 | 4.0 | 8.0 | 12.0 | 42.0 | 1.5 | 0.061 | 0.084 | 14.0 | 7.0 | 164.0 | 43.0 | 27.0 |
| IGP06N60T | TO-220 | 600.0 | 6.0 | 12.0 | 18.0 | 88.0 | 1.5 | 0.09 | 0.11 | 9.0 | 6.0 | 130.0 | 58.0 | 42.0 |
| IGD06N60T | DPAK (TO-252) | 600.0 | 6.0 | 12.0 | 18.0 | 88.0 | 1.5 | 0.09 | 0.11 | 9.0 | 6.0 | 130.0 | 6.0 | 42.0 |
| IGW50N60T | TO-247 | 600.0 | 64.0 | 90.0 | 150.0 | 333.0 | 1.5 | 1.2 | 1.4 | 26.0 | 29.0 | 299.0 | 29.0 | 310.0 |
| IGP50N60T | TO-220 | 600.0 | 64.0 | 90.0 | 150.0 | 333.0 | 1.5 | 1.2 | 1.4 | 26.0 | 29.0 | 299.0 | 29.0 | 310.0 |
| IGW75N60T | TO-247 | 600.0 | 75.0 | 150.0 | 225.0 | 428.0 | 1.5 | 2.0 | 2.5 | 33.0 | 36.0 | 330.0 | 35.0 | 470.0 |
| IGB50N60T | D2PAK (TO-263) | 600.0 | 90.0 | 64.0 | 150.0 | 333.0 | 1.5 | 1.2 | 1.4 | 26.0 | 29.0 | 299.0 | 29.0 | 310.0 |

Bare dies

Discrete

IGBT modules

IPMs

Stacks & boards

Driver & controller

SiC

Presspacks

SCR / diode modules

Solid state relays

Discrete IGBT without anti-parallel diode

| Product | Package | V _{CE} max [V] | I _C (@ 100°) max [A] | I _C (@ 25°) max [A] | I _{Cpuls} max [A] | P _{tot} max [W] | V _{CE(sat)} [V] | E _{on} [mJ] | E _{off} [mJ] | t _{d(on)} [ns] | t _r [ns] | t _{d(off)} [ns] | t _f [ns] | Q _{Gate} [nC] |
|---|----------|----------------------------|------------------------------------|-----------------------------------|-------------------------------|-----------------------------|-----------------------------|-------------------------|--------------------------|----------------------------|------------------------|-----------------------------|------------------------|---------------------------|
| Switching frequency: TRENCHSTOP™5 30-100 kHz | | | | | | | | | | | | | | |
| IGZ100N65H5 | TO-247-4 | 650.0 | 101.0 | 161.0 | 400.0 | 536.0 | 1.65 | 0.85 | 0.77 | 30.0 | 9.0 | 421.0 | 15.0 | 210.0 |
| IGP20N65H5 | TO-220 | 650.0 | 21.0 | 42.0 | 60.0 | 125.0 | 1.65 | 0.17 | 0.06 | 16.0 | 3.0 | 168.0 | 36.0 | 48.0 |
| IGP30N65H5 | TO-220 | 650.0 | 35.0 | 55.0 | 90.0 | 188.0 | 1.65 | 0.28 | 0.1 | 18.0 | 4.0 | 180.0 | 22.0 | 70.0 |
| IGP40N65H5 | TO-220 | 650.0 | 46.0 | 74.0 | 120.0 | 255.0 | 1.6 | 0.36 | 0.1 | 19.0 | 13.0 | 160.0 | 16.0 | 95.0 |
| IGW40N65H5 | TO-247 | 650.0 | 46.0 | 74.0 | 120.0 | 255.0 | 1.65 | 0.39 | 0.12 | 22.0 | 12.0 | 165.0 | 13.0 | 95.0 |
| IGZ50N65H5 | TO-247-4 | 650.0 | 54.0 | 85.0 | 200.0 | 273.0 | 1.65 | 0.41 | 0.19 | 20.0 | 7.0 | 250.0 | 21.0 | 109.0 |
| IGW50N65H5 | TO-247 | 650.0 | 56.0 | 80.0 | 150.0 | 305.0 | 1.65 | 0.52 | 0.18 | 21.0 | 15.0 | 180.0 | 18.0 | 120.0 |
| IGZ75N65H5 | TO-247-4 | 650.0 | 75.0 | 119.0 | 300.0 | 395.0 | 1.65 | 0.68 | 0.43 | 26.0 | 11.0 | 347.0 | 15.0 | 166.0 |
| IGW75N65H5 | TO-247 | 650.0 | 75.0 | 120.0 | 300.0 | 395.0 | 1.65 | 2.25 | 0.95 | 28.0 | 33.0 | 174.0 | 41.0 | 160.0 |
| Switching frequency: TRENCHSTOP™5 50 Hz -20 kHz | | | | | | | | | | | | | | |
| IGW30N65L5 | TO-247 | 650.0 | 62.0 | 85.0 | 120.0 | 227.0 | 1.05 | 0.47 | 1.35 | 33.0 | 11.0 | 308.0 | 51.0 | 168.0 |
| Switching frequency: TRENCHSTOP™5 60-120 kHz | | | | | | | | | | | | | | |
| IGP20N65F5 | TO-220 | 650.0 | 21.0 | 42.0 | 60.0 | 125.0 | 1.6 | 0.16 | 0.06 | 18.0 | 3.0 | 170.0 | 30.0 | 48.0 |
| IGP30N65F5 | TO-220 | 650.0 | 35.0 | 55.0 | 90.0 | 188.0 | 1.6 | 0.28 | 0.07 | 18.0 | 4.0 | 174.0 | 15.0 | 70.0 |
| IGW40N65F5 | TO-247 | 650.0 | 46.0 | 74.0 | 120.0 | 255.0 | 1.6 | 0.36 | 0.1 | 19.0 | 13.0 | 160.0 | 16.0 | 95.0 |
| IGP40N65F5 | TO-220 | 650.0 | 46.0 | 74.0 | 120.0 | 255.0 | 1.6 | 0.36 | 0.1 | 19.0 | 13.0 | 160.0 | 16.0 | 95.0 |
| IGW50N65F5 | TO-247 | 650.0 | 56.0 | 80.0 | 150.0 | 305.0 | 1.6 | 0.49 | 0.16 | 21.0 | 15.0 | 175.0 | 18.0 | 120.0 |

Discrete IGBT without anti-parallel diode

| Product | Product status | Package | V _{CE} max [V] | I _C (@ 100°) max [A] | I _C (@ 25°) max [A] | I _{Cpuls} max [A] | P _{tot} max @ 25°C [W] | V _{CE(sat)} @25°C [V] | E _{on} @25°C [mJ] | E _{off} [mJ] | t _{d(on)} [ns] | t _r [ns] | t _{d(off)} [ns] | t _f [ns] | Q _{Gate} [nC] |
|---------------------------------------|----------------|---------------|-------------------------|---------------------------------|--------------------------------|----------------------------|---------------------------------|--------------------------------|----------------------------|-----------------------|-------------------------|---------------------|--------------------------|---------------------|------------------------|
| Switching frequency: Gen 4 1 kHz | | | | | | | | | | | | | | | |
| IRG4PC50U | active | TO-247 | 600.0 | 27.0 | 55.0 | 220 | 200.0 | 1.65 | 0.12 | 0.54 | 31 | 23 | 230 | 120 | 180 |
| IRG4RC10U | active | DPAK (TO-252) | 600.0 | 5.0 | 8.5 | 34 | 38.0 | 2.15 | 0.08 | 0.16 | 18 | 14 | 180 | 150 | 15 |
| IRG4BC20U | active | TO-220 | 600.0 | 6.5 | 13.0 | 52 | 60.0 | 1.85 | 0.1 | 0.12 | 20 | 14 | 190 | 140 | 27 |
| Switching frequency: Gen 4 1-8 kHz | | | | | | | | | | | | | | | |
| IRG4BC20S | active | TO-220 | 600.0 | 10.0 | 19.0 | 38 | 60.0 | 1.4 | 0.12 | 2.05 | 25 | 13 | 760 | 780 | 27 |
| IRG4BC30K | active | TO-220 | 600.0 | 16.0 | 28.0 | 56 | 100.0 | 2.21 | 0.36 | 0.51 | 25 | 29 | 190 | 190 | 67 |
| IRG4PC30K | active | TO-247 | 600.0 | 16.0 | 28.0 | 56 | 100.0 | 2.21 | 0.36 | 0.51 | 25 | 29 | 190 | 190 | 67 |
| IRG4PC40K | active | TO-247 | 600.0 | 25.0 | 42.0 | 84 | 160.0 | 2.1 | 0.62 | 0.33 | 30 | 18 | 190 | 150 | 120 |
| IRG4PC50K | active | TO-247 | 600.0 | 30.0 | 52.0 | 104 | 200.0 | 1.84 | 0.49 | 0.68 | 37 | 35 | 260 | 170 | 200 |
| IRG4PC50F-E | active | TO-247 | 600.0 | 39.0 | 70.0 | 280 | 200.0 | 1.45 | 0.37 | 2.1 | 28 | 24 | 390 | 230 | 190 |
| Switching frequency: Gen 4 30-150 kHz | | | | | | | | | | | | | | | |
| IRG4PH20K | active | TO-247 | 1200.0 | 5.0 | 11.0 | 22 | 60.0 | 3.17 | 0.45 | 0.44 | 23 | 28 | 100 | 620 | 28 |

Bare dies

Discrete

IGBT modules

IPMs

Stacks & boards

Driver & controller

SiC

Presspacks

SCR / diode modules

Solid state relays

Discrete IGBT without anti-parallel diode

| Product | Product status | Package | V _{CE} max [V] | I _C (@ 100°) max [A] | I _C (@ 25°) max [A] | I _{Cpuls} max [A] | P _{tot} max @ 25°C [W] | V _{CE(sat)} @25°C [V] | E _{on} @25°C [mJ] | E _{off} [mJ] | t _{d(on)} [ns] | t _r [ns] | t _{d(off)} [ns] | t _f [ns] | Q _{Gate} [nC] |
|-------------------------------------|----------------|----------------|-------------------------|---------------------------------|--------------------------------|----------------------------|---------------------------------|--------------------------------|----------------------------|-----------------------|-------------------------|---------------------|--------------------------|---------------------|------------------------|
| Switching frequency: Gen 4 8-30 kHz | | | | | | | | | | | | | | | |
| IRG4PH30K | active | TO-247 | 1200.0 | 10.0 | 20.0 | 40 | 100.0 | 3.1 | 0.64 | 0.92 | 27 | 26 | 310 | 330 | 53 |
| IRG4PH40K | active | TO-247 | 1200.0 | 15.0 | 30.0 | 60 | 160.0 | 2.74 | 0.73 | 1.66 | 29 | 24 | 870 | 330 | 94 |
| IRG4PH40U | active | TO-247 | 1200.0 | 21.0 | 41.0 | 82 | 160.0 | 2.43 | 1.04 | 3.40 | 42 | 32 | 240 | 510 | 86 |
| IRG4PH50K | active | TO-247 | 1200.0 | 24.0 | 45.0 | 90 | 200.0 | 2.43 | 1.21 | 2.25 | 35 | 29 | 380 | 280 | 180 |
| IRG4PH50U | active | TO-247 | 1200.0 | 24.0 | 45.0 | 180 | 200.0 | 2.78 | 0.53 | 1.41 | 31 | 18 | 320 | 280 | 160 |
| IRG4PH50S | active | TO-247 | 1200.0 | 33.0 | 57.0 | 114 | 200.0 | 1.47 | 1.80 | 19.6 | 32 | 30 | 1170 | 1000 | 167 |
| IRG4PH50S-E | active | TO-247 | 1200.0 | 33.0 | 57.0 | 114 | 200.0 | 1.47 | 1.80 | 19.6 | 32 | 30 | 1170 | 1000 | 167 |
| IRG4BH20K-L | active | I2PAK (TO-262) | 1200.0 | 5.0 | 11.0 | 22 | 60.0 | 3.17 | 0.45 | 0.44 | 23 | 28 | 100 | 620 | 28 |
| IRG4BH20K-S | active | D2PAK (TO-263) | 1200.0 | 5.0 | 11.0 | 22 | 60.0 | 3.17 | 0.45 | 0.44 | 23 | 28 | 100 | 620 | 28 |
| IRGS14C40L | active | D2PAK (TO-263) | 430.0 | 14.0 | 20.0 | - | 125.0 | 1.55 | - | - | - | - | - | - | - |
| IRGSL14C40L | active | I2PAK (TO-262) | 430.0 | 14.0 | 20.0 | - | 125.0 | 1.55 | - | - | - | - | - | - | - |
| IRG4BC30U | active | TO-220 | 600.0 | 12.0 | 23.0 | 92 | 100.0 | 1.95 | 0.16 | 0.20 | 20 | 13 | 180 | 140 | 50 |
| IRG4BC30W | active | TO-220 | 600.0 | 12.0 | 23.0 | 92 | 100.0 | 2.1 | 0.13 | 0.13 | 20 | 13 | 180 | 140 | 50 |
| IRG4BC30W-S | active | D2PAK (TO-263) | 600.0 | 12.0 | 23.0 | 92 | 100.0 | 2.1 | 0.13 | 0.13 | 20 | 13 | 180 | 140 | 50 |
| IRG4PC30U | active | TO-247 | 600.0 | 12.0 | 23.0 | 92 | 100.0 | 1.95 | 0.16 | 0.20 | 20 | 13 | 180 | 140 | 50 |
| IRG4PC30W | active | TO-247 | 600.0 | 12.0 | 23.0 | 92 | 100.0 | 2.1 | 0.13 | 0.13 | 20 | 13 | 180 | 140 | 50 |
| IRG4RC20F | active | DPAK (TO-252) | 600.0 | 12.0 | 22.0 | 44 | 66.0 | 1.82 | 0.19 | 0.92 | 25 | 26 | 263 | 443 | 27 |
| IRG4IBC30S | active | TO-220-3 FP | 600.0 | 13.0 | 23.5 | 68 | 45.0 | 1.4 | 0.26 | 3.45 | 21 | 19 | 790 | 760 | 50 |
| IRG4BC30F | active | TO-220 | 600.0 | 17.0 | 31.0 | 124 | 100.0 | 1.59 | 0.23 | 1.18 | 20 | 16 | 290 | 350 | 51 |
| IRG4PC30F | active | TO-247 | 600.0 | 17.0 | 31.0 | 124 | 100.0 | 1.59 | 0.23 | 1.18 | 20 | 16 | 290 | 350 | 51 |
| IRG4BC30S | active | TO-220 | 600.0 | 18.0 | 34.0 | 68 | 100.0 | 1.4 | 0.26 | 3.45 | 21 | 19 | 790 | 760 | 50 |
| IRG4PC30S | active | TO-247 | 600.0 | 18.0 | 34.0 | 68 | 100.0 | 1.4 | 0.26 | 3.45 | 21 | 19 | 790 | 760 | 50 |
| IRG4BC40U | active | TO-220 | 600.0 | 20.0 | 40.0 | 160 | 160.0 | 1.72 | 0.32 | 0.35 | 30 | 19 | 220 | 160 | 100nC |
| IRG4BC40W | active | TO-220 | 600.0 | 20.0 | 40.0 | 160A | 160.0 | 2.05 | 0.11 | 0.23 | 30 | 19 | 220 | 160 | 100nC |
| IRG4BC40WL | active | I2PAK (TO-262) | 600.0 | 20.0 | 40.0 | 160 | 160.0 | 2.05 | 0.11 | 0.23 | 30 | 19 | 220 | 160 | 100nC |
| IRG4BC40WS | active | D2PAK (TO-263) | 600.0 | 20.0 | 40.0 | 160 | 160.0 | 2.05 | 0.11 | 0.23 | 30 | 19 | 220 | 160 | 100nC |
| IRG4PC40U | active | TO-247 | 600.0 | 20.0 | 40.0 | 160 | 160.0 | 1.72 | 0.32 | 0.35 | 30 | 19 | 220 | 160 | 100nC |
| IRG4PC40W | active | TO-247 | 600.0 | 20.0 | 40.0 | 160A | 160.0 | 2.05 | 0.11 | 0.23 | 30 | 19 | 220 | 160 | 100nC |
| IRG4BC40K | active | TO-220 | 600.0 | 25.0 | 42.0 | 84 | 160.0 | 2.1 | 0.62 | 0.33 | 30 | 18 | 190 | 150 | 120 |
| IRG4BC40F | active | TO-220 | 600.0 | 27.0 | 49.0 | 196 | 160.0 | 1.5 | 0.37 | 1.81 | 25 | 21 | 380 | 310 | 100 |
| IRG4PC40F | active | TO-247 | 600.0 | 27.0 | 49.0 | 196 | 160.0 | 1.5 | 0.37 | 1.81 | 25 | 21 | 380 | 310 | 100 |
| IRG4PC50W | active | TO-247 | 600.0 | 27.0 | 55.0 | 220 | 200.0 | 1.93 | 0.08 | 0.32 | 31 | 23 | 230 | 120 | 180 |
| IRG4BC40S | active | TO-220 | 600.0 | 31.0 | 60.0 | 120 | 160.0 | 1.32 | 0.45 | 6.5 | 23 | 21 | 1000 | 940 | 100 |
| IRG4PC40S | active | TO-247 | 600.0 | 31.0 | 60.0 | 120 | 160.0 | 1.32 | 0.45 | 6.5 | 23 | 21 | 1000 | 940 | 100 |
| IRG4PC50F | active | TO-247 | 600.0 | 39.0 | 70.0 | 280 | 200.0 | 1.45 | 0.37 | 2.1 | 28 | 24 | 390 | 230 | 190 |

Discrete IGBT without anti-parallel diode

| Product | Product status | Package | V _{CE} max [V] | I _C (@ 100°) max [A] | I _C (@ 25°) max [A] | I _{Cpuls} max [A] | P _{tot} max @ 25°C [W] | V _{CE(sat)} @25°C [V] | E _{on} @25°C [mJ] | E _{off} [mJ] | t _{d(on)} [ns] | t _r [ns] | t _{d(off)} [ns] | t _f [ns] | Q _{Gate} [nC] |
|---------------------------------------|----------------|--------------------|-------------------------|---------------------------------|--------------------------------|----------------------------|---------------------------------|--------------------------------|----------------------------|-----------------------|-------------------------|---------------------|--------------------------|---------------------|------------------------|
| Switching frequency: Gen 4 8-30 kHz | | | | | | | | | | | | | | | |
| IRG4PC60U | active | TO-247 | 600.0 | 40.0 | 75.0 | 300 | 520.0 | 1.7 | 0.28 | 1.1 | 36 | 42 | 300 | 160 | 310 |
| IRG4PC50S | active | TO-247 | 600.0 | 41.0 | 70.0 | 140 | 200.0 | 1.28 | 0.72 | 8.27 | 31 | 31 | 1080 | 620 | 180 |
| IRG4IBC20W | active | TO-220-3 FP | 600.0 | 6.0 | 12.0 | 52 | 34.0 | 2.16 | 0.06 | 0.08 | 20 | 14 | 190 | 140 | 27 |
| IRG4BC20W | active | TO-220 | 600.0 | 6.5 | 13.0 | 52 | 60.0 | 2.16 | 0.06 | 0.08 | 20 | 14 | 190 | 140 | 27 |
| IRG4BC20W-S | active | D2PAK (TO-263) | 600.0 | 6.5 | 13.0 | 52 | 60.0 | 2.16 | 0.06 | 0.08 | 20 | 14 | 190 | 140 | 27 |
| IRG4PC60F | active | TO-247 | 600.0 | 60.0 | 90.0 | 360 | 520.0 | 1.5 | 0.3 | 4.6 | 39 | 66 | 470 | 300 | 290 |
| IRG4PSC71K | active | Super-247 (TO-274) | 600.0 | 60.0 | 85.0 | 200 | 350.0 | 1.83 | 0.79 | 1.98 | 37 | 56 | 356 | 177 | 340 |
| IRG4PSC71U | active | Super-247 (TO-274) | 600.0 | 60.0 | 85.0 | 200 | 350.0 | 1.67 | 0.42 | 1.99 | 30 | 49 | 129 | 175 | 340 |
| IRG4IBC30W | active | TO-220-3 FP | 600.0 | 8.4 | 17.0 | 92 | 45.0 | 2.1 | 0.13 | 0.13 | 20 | 13 | 180 | 140 | 50 |
| IRG4BC20F | active | TO-220 | 600.0 | 9.0 | 16.0 | 64 | 60.0 | 1.66 | 0.07 | 0.6 | 24 | 17 | 300 | 340 | 27 |
| IRG4PF50W | active | TO-247 | 900.0 | 28.0 | 51.0 | 300 | 200.0 | 2.25 | 0.19 | 1.06 | 36 | 42 | 300 | 160 | 310 |
| Switching frequency: Gen 5 30-150 kHz | | | | | | | | | | | | | | | |
| IRGB30B60K | active | TO-220 | 600.0 | 50.0 | 78.0 | 120.0 | 370.0 | 1.95 | 0.35 | 0.825 | 46.0 | 28.0 | 185.0 | 31.0 | 102.0 |
| IRGS30B60K | active | D2PAK (TO-263) | 600.0 | 50.0 | 78.0 | 120.0 | 370.0 | 1.95 | 0.35 | 0.825 | 46.0 | 28.0 | 185.0 | 31.0 | 102.0 |
| IRGSL30B60K | active | I2PAK (TO-262) | 600.0 | 50.0 | 78.0 | 120.0 | 370.0 | 1.95 | 0.35 | 0.825 | 46.0 | 28.0 | 185.0 | 31.0 | 102.0 |
| Switching frequency: Gen 5 8-30 kHz | | | | | | | | | | | | | | | |
| IRGP20B120U-E | active | TO-247 | 1200.0 | 20.0 | 40.0 | 120.0 | 300.0 | 3.05 | 0.85 | 0.425 | 50.0 | 20.0 | 204.0 | 24.0 | 169.0 |
| IRGPS40B120U | active | Super-247 (TO-274) | 1200.0 | 40.0 | 80.0 | 160.0 | 595.0 | 3.12 | 1.4 | 1.65 | 76.0 | 39.0 | 332.0 | 25.0 | 340.0 |
| IRGS15B60K | active | D2PAK (TO-263) | 600.0 | 15.0 | 31.0 | 62.0 | 208.0 | 1.8 | 0.22 | 0.34 | 34.0 | 16.0 | 184.0 | 20.0 | 56.0 |
| IRGB8B60K | active | TO-220 | 600.0 | 19.0 | 28.0 | 56 | 167.0 | 1.8 | 0.160 | 0.160 | 23 | 22 | 140 | 32 | 29 |
| IRGS8B60K | active | D2PAK (TO-263) | 600.0 | 19.0 | 28.0 | 56 | 167.0 | 1.8 | 0.16 | 0.16 | 23 | 22 | 140 | 32 | 29 |
| IRGB4B60K | active | TO-220 | 600.0 | 6.8 | 12.0 | 22.0 | 63.0 | 2.1 | 0.073 | 0.047 | 22.0 | 18.0 | 100.0 | 66.0 | 12.0 |
| IRGS4B60K | active | D2PAK (TO-263) | 600.0 | 6.8 | 12.0 | 22.0 | 63.0 | 2.1 | 0.073 | 0.047 | 22.0 | 18.0 | 100.0 | 66.0 | 12.0 |
| IRGB6B60K | active | TO-220 | 600.0 | 7.0 | 13.0 | 26.0 | 90.0 | 1.8 | 0.150 | 0.190 | 25.0 | 17.0 | 215.0 | 13.2 | 18.2 |
| IRGS6B60K | active | D2PAK (TO-263) | 600.0 | 7.0 | 13.0 | 26.0 | 90.0 | 1.8 | 0.11 | 0.135 | 25.0 | 17.0 | 215.0 | 13.2 | 18.2 |

Bare dies

Discrete

IGBT modules

IPMs

Stacks & boards

Driver & controller

SiC

Presspacks

SCR / diode modules

Solid state relays

600V/1200V ultra soft diode

| Product | Product status | Package | V _{CE} max [V] | I _C (@ 100°) max [A] | I _C (@ 25°) max [A] | I _{Cpuls} max [A] | P _{tot} max @ 25°C [W] | V _{CE(sat)} @25°C [V] | E _{on} @25°C [mJ] | E _{off} [mJ] | t _{d(on)} [ns] | t _r [ns] | t _{d(off)} [ns] | t _f [ns] | Q _{Gate} [nC] |
|---------------------------------------|----------------------|--------------------|-------------------------|---------------------------------|--------------------------------|----------------------------|---------------------------------|--------------------------------|----------------------------|-----------------------|-------------------------|---------------------|--------------------------|---------------------|------------------------|
| Switching frequency: Gen 6.2 8-30 kHz | | | | | | | | | | | | | | | |
| IRGP4062-E | active and preferred | TO-247 | 600.0 | 24.0 | 48.0 | 72.0 | 250.0 | 1.6 | 0.420 | 0.840 | 41.0 | 22.0 | 104.0 | 29.0 | 50.0 |
| IRGP4640 | active and preferred | TO-247 | 600.0 | 40.0 | 65.0 | 72.0 | 250.0 | 1.6 | 0.1 | 0.6 | 41.0 | 22.0 | 104.0 | 29.0 | 50.0 |
| IRGP4063 | active and preferred | TO-247 | 600.0 | 48.0 | 96.0 | 200.0 | 330.0 | 1.65 | 1.625 | 1.585 | 60.0 | 40.0ns | 145.0 | 32.0 | 95.0 |
| IRGP4069 | active and preferred | TO-247 | 600.0 | 50.0 | 76.0 | 105.0 | 268.0 | 1.6 | 0.39 | 0.632 | 46.0 | 33.0 | 105.0 | 44.0 | 69.0 |
| IRGP4066 | active and preferred | TO-247 | 600.0 | 90.0 | 140.0 | 225.0 | 454.0 | 1.7 | 2.465 | 2.155 | 50.0 | 70.0 | 200.0 | 60.0 | 150.0 |
| IRGP4263 | active and preferred | TO-247 | 650.0 | 60.0 | 90.0 | 192.0 | 300.0 | 1.7 | 1.7 | 1.0 | 70.0 | 60.0 | 140.0 | 30.0 | 96.0 |
| IRGP4760 | active and preferred | TO-247 | 650.0 | 60.0 | 90.0 | 144.0 | 325.0 | 1.7 | 1.7 | 1.0 | 70.0 | 60.0 | 140.0 | 30.0 | 96.0 |
| IRGP4266 | active and preferred | TO-247 | 650.0 | 90.0 | 140.0 | 300.0 | 450.0 | 1.7 | 3.2 | 1.7 | 50.0 | 70.0 | 200.0 | 60.0 | 140.0 |
| IRGP4790 | active and preferred | TO-247 | 650.0 | 90.0 | 140.0 | 225.0 | 455.0 | 1.7 | 3.9 | 2.8 | 50.0 | 70.0 | 200.0 | 60.0 | 140.0 |
| Switching frequency: Gen 7 8-30 kHz | | | | | | | | | | | | | | | |
| IRG7PSH73K10 | active | Super-247 (TO-274) | 1200.0 | 130.0 | 220.0 | 225 | 1150.0 | 2.0 | 11.0 | 7.4 | 63 | 118 | 267 | 114 | 360 |
| IRG7PH42U | active | TO-247 | 1200.0 | 60.0 | 90.0 | 90.0 | 385.0 | 1.7 | 3.186 | 2.153 | 25.0 | 32.0 | 229.0 | 63.0 | 157.0 |
| IRG7PH50U | active | TO-247 | 1200.0 | 90.0 | 140.0 | 150 | 556.0 | 1.7 | 5.6 | 3.9 | 35 | 40 | 430 | 45 | 290 |
| IRGB14C40L | active | TO-220 | 430.0 | 14.0 | 20.0 | - | 125.0 | 1.55 | - | - | - | - | - | - | - |

600V/1200V ultra soft diode

| Product | Product status | Packages | Configuration | I _F [A] | I _F max [A] | I _(FSM) max [A] | V _F [V] | V _F max [V] | I _R max [uA] | I _{rrm} [A] | Q _{rr} [nC] | t _{rr} [ns] | P _{tot} max [W] | R _{thJC} max [K/W] | Operating temperature min | Operating temperature max | Mounting |
|--------------|----------------------|------------|---------------|--------------------|------------------------|----------------------------|--------------------|------------------------|-------------------------|----------------------|----------------------|----------------------|--------------------------|-----------------------------|---------------------------|---------------------------|----------|
| 600V | | | | | | | | | | | | | | | | | |
| IDB15E60 | active and preferred | PG-TO263-3 | Single | 15.0 | 29.2 | 60.0 | 1.5 | 1.5 | 50.0 | 13.7 | 595.0 | 87.0 | 83.3 | 1.8 | -55.0 °C | 175.0 °C | SMD |
| IDB30E60 | active and preferred | PG-TO263-3 | Single | 30.0 | 52.3 | 117.0 | 1.5 | 1.5 | 50.0 | 19.0 | 1100.0 | 126.0 | 142.9 | 1.05 | -55.0 °C | 175.0 °C | SMD |
| IDW75E60 | active and preferred | PG-TO247-3 | Single | 75.0 | 120.0 | 220.0 | 1.65 | 1.65 | 40.0 | - | 2400.0 3600.0 | 121.0 | 300.0 | 0.5 | -55.0 °C | 175.0 °C | THT |
| IDW100E60 | active and preferred | PG-TO247-3 | Single | 100.0 | 150.0 | 400.0 | 1.65 | 1.65 | 40.0 | - | 3.6 | 120.0 | 375.0 | 0.4 | -55.0 °C | 175.0 °C | THT |
| IDD06E60 | active and preferred | PG-TO252-3 | Single | 6.0 | 14.7 | 29.0 | 1.5 | 1.5 | 50.0 | 6.5 | 240.0 | 70.0 | 46.8 | 3.2 | -55.0 °C | 175.0 °C | SMD |
| IDD09E60 | active and preferred | PG-TO252-3 | Single | 9.0 | 19.3 | 40.0 | 1.5 | 1.5 | 50.0 | 10.2 | 343.0 | 75.0 | 57.7 | 2.6 | -55.0 °C | 175.0 °C | SMD |
| IDP15E60 | active and preferred | PG-TO220-2 | Single | 15.0 | 29.2 | 60.0 | 1.5 | 1.5 | 50.0 | 13.7 | 595.0 | 87.0 | 83.3 | 1.8 | -55.0 °C | 175.0 °C | THT |
| IDP30E60 | active and preferred | PG-TO220-2 | Single | 30.0 | 52.3 | 117.0 | 1.5 | 1.5 | 50.0 | 19.0 | 1100.0 | 126.0 | 142.9 | 1.05 | -55.0 °C | 175.0 °C | THT |
| IDP45E60 | active and preferred | PG-TO220-2 | Single | 45.0 | 71.0 | 162.0 | 1.5 | 1.5 | 50.0 | 23.0 | 1400.0 | 140.0 | 187.0 | 0.8 | -55.0 °C | 175.0 °C | THT |
| IDW50E60 | active and preferred | PG-TO247-3 | Single | 50.0 | 80.0 | 240.0 | 1.65 | 1.65 | 40.0 | 30.0 | 1500.0 | 115.0 | 187.0 | 0.8 | -40.0 °C | 175.0 °C | THT |
| IDW30E60 | active and preferred | PG-TO247-3 | Single | 75.0 | 120.0 | 150.0 | 1.65 | - | 40.0 | 13.0 | 1200.0 | 143.0 | 143.0 | 1.05 | -40.0 °C | 175.0 °C | THT |
| IDD15E60 | active and preferred | PG-TO252-3 | Single | 15.0 | 29.2 | 60.0 | 1.5 | 2.0 | 50.0 | 13.7 | 595.0 | 87.0 | 83.3 | 1.8 | -40.0 °C | 175.0 °C | SMD |
| 1200V | | | | | | | | | | | | | | | | | |
| IDB30E120 | active and preferred | PG-TO263-3 | Single | 30.0 | 50.0 | 102.0 | 1.65 | 1.65 | 100.0 | 23.7 | 2630.0 | 243.0 | 138.0 | 0.9 | -55.0 °C | 150.0 °C | SMD |
| IDP12E120 | active and preferred | PG-TO220-2 | Single | 12.0 | 28.0 | 63.0 | 1.65 | 1.65 | 100.0 | 17.0 | 1200.0 | 150.0 | 96.0 | 1.3 | -55.0 °C | 150.0 °C | THT |
| IDP18E120 | active and preferred | PG-TO220-2 | Single | 18.0 | 31.0 | 78.0 | 1.65 | 1.65 | 100.0 | 20.2 | 1880.0 | 195.0 | 113.0 | 1.1 | -55.0 °C | 150.0 °C | THT |
| IDP30E120 | active and preferred | PG-TO220-2 | Single | 30.0 | 50.0 | 102.0 | 1.65 | 1.65 | 100.0 | 23.7 | 2630.0 | 243.0 | 138.0 | 0.9 | -55.0 °C | 150.0 °C | THT |
| IDB18E120 | active and preferred | PG-TO263-3 | Single | 18.0 | 31.0 | 78.0 | 1.65 | - | 100.0 | 20.2 | 1880.0 | 195.0 | 113.0 | 1.1 | -55.0 °C | 150.0 °C | SMD |

Bare dies

Discrete

IGBT modules

IPMs

Stacks & boards

Driver & controller

SiC

Presspacks

SCR / diode modules

Solid state relays

650V Rapid 1 and Rapid 2 diode

| Product | Product status | Packages | Configuration | I_F [A] | I_F max [A] | $I_{(FSM)}$ max [A] | V_F [V] | V_F max [V] | I_R max [uA] | I_{rrm} [A] | Q_{rr} [uC] | t_{rr} [ns] | P_{tot} max [W] | R_{thJC} max [K/W] | Operating temperature min | Operating temperature max | Mounting |
|------------|----------------------|------------|----------------|--------------|------------------|------------------------|--------------|------------------|-------------------|------------------|------------------|------------------|----------------------|-------------------------|------------------------------|------------------------------|----------|
| IDP08E65D1 | active and preferred | PG-TO220-2 | Single | 8.0 | 16.0 | 64.0 | 1.35 | 1.35 | 40.0 | 2.8 | 0.17 | 80.0 | 56.0 | 2.69 | -40.0 °C | 175.0 °C | THT |
| IDV15E65D2 | active and preferred | PG-TO220-2 | Single | 15.0 | 15.0 | 100.0 | 1.6 | 1.6 | 40.0 | 3.3 | 0.07 | 47.0 | 34.0 | 4.4 | -40.0 °C | 175.0 °C | THT |
| IDP15E65D1 | active and preferred | PG-TO220-2 | Single | 15.0 | 30.0 | 120.0 | 1.35 | 1.35 | 40.0 | 3.4 | 0.28 | 114.0 | 92.0 | 1.64 | -40.0 °C | 175.0 °C | THT |
| IDW15E65D2 | active and preferred | PG-TO247-3 | Single | 15.0 | 30.0 | 100.0 | 1.6 | 1.6 | 40.0 | 3.3 | 0.07 nC | 47.0 | 85.7 | 1.75 | -40.0 °C | 175.0 °C | THT |
| IDW30E65D1 | active and preferred | PG-TO247-3 | Single | 30.0 | 60.0 | 240.0 | 1.35 | 1.35 | 40.0 | 5.4 | 0.45 | 115.0 | 142.0 | 1.06 | -40.0 °C | 175.0 °C | THT |
| IDW40E65D1 | active and preferred | PG-TO247-3 | Single | 40.0 | 80.0 | 320.0 | 1.35 | 1.35 | 40.0 | 6.9 | 0.49 | 129.0 | 179.0 | 0.84 | -40.0 °C | 175.0 °C | THT |
| IDP08E65D2 | active and preferred | PG-TO220-2 | Single | 8.0 | 16.0 | 60.0 | 1.6 | 1.6 | 40.0 | 2.5 | 0.08 | 40.0 | 56.0 | 2.69 | -40.0 °C | 175.0 °C | THT |
| IDV08E65D2 | active and preferred | PG-TO220-2 | Single | 8.0 | 8.0 | 60.0 | 1.6 | 1.6 | 40.0 | 2.5 | 0.08 | 40.0 | 27.3 | 5.5 | -40.0 °C | 175.0 °C | THT |
| IDP15E65D2 | active and preferred | PG-TO220-2 | Single | 15.0 | 30.0 | 100.0 | 1.6 | 1.6 | 40.0 | 3.3 | 0.07 | 47.0 | 92.0 | 1.63 | -40.0 °C | 175.0 °C | THT |
| IDP40E65D2 | active and preferred | PG-TO220-2 | Single | 40.0 | 80.0 | 250.0 | 1.6 | 1.6 | 40.0 | 2.9 | 0.13 | 75.0 | 200.0 | 0.75 | -40.0 °C | 175.0 °C | THT |
| IDW40E65D2 | active and preferred | PG-TO247-3 | Single | 40.0 | 80.0 | 320.0 | 1.6 | 1.6 | 40.0 | 2.9 | 0.13 | 75.0 | 180.0 | 0.84 | -40.0 °C | 175.0 °C | THT |
| IDW75D65D1 | active and preferred | PG-TO247-3 | Dual node | 75.0 | 150.0 | 580.0 | 1.35 | 1.7 | 40.0 | 6.4 | 0.48 | 127.0 | 326.0 | 0.46 | -40.0 °C | 175.0 °C | THT |
| IDW30C65D1 | active and preferred | PG-TO247-3 | Common Cathode | 15.0 | 30.0 | 120.0 | 1.35 | 1.7 | 40.0 | 3.4 | 0.28 | 114.0 | 92.0 | 1.64 | -40.0 °C | 175.0 °C | THT |
| IDW60C65D1 | active and preferred | PG-TO247-3 | Common Cathode | 30.0 | 60.0 | 240.0 | 1.35 | 1.7 | 40.0 | 5.4 | 0.45 | 115.0 | 142.0 | 1.06 | -40.0 °C | 175.0 °C | THT |
| IDW20C65D2 | active and preferred | PG-TO247-3 | Common Cathode | 10.0 | 20.0 | 60.0 | 1.6 | 2.2 | 40.0 | 4.3 | 0.13 | 50.0 | 68.0 | 2.2 | -40.0 °C | 175.0 °C | THT |
| IDW30C65D2 | active and preferred | PG-TO247-3 | Common Cathode | 15.0 | 30.0 | 100.0 | 1.6 | 2.2 | 40.0 | 3.3 | 0.12 | 51.0 | 86.0 | 1.75 | -40.0 °C | 175.0 °C | THT |
| IDV30E65D2 | active and preferred | PG-TO220-2 | Single | 17.5 | 30.0 | 180.0 | 1.6 | 2.2 | 40.0 | 5.7 | 0.25 | 70.0 | 47.0 | 3.2 | -40.0 °C | 175.0 °C | THT |
| IDP20E65D2 | active and preferred | PG-TO220-2 | Single | 20.0 | 40.0 | 120.0 | 1.6 | 2.2 | 40.0 | 6.3 | 0.19 | 43.0 | 120.0 | 1.25 | -40.0 °C | 175.0 °C | THT |
| IDP20C65D2 | active and preferred | PG-TO220-3 | Common Cathode | 10.0 | 20.0 | 60.0 | 1.6 | 2.2 | 40.0 | 4.3 | 0.13 | 50.0 | 68.0 | 2.2 | -40.0 °C | 175.0 °C | THT |
| IDW80C65D2 | active and preferred | PG-TO247-3 | Common Cathode | 40.0 | 80.0 | 250.0 | 1.6 | 2.2 | 40.0 | 3.6 | 0.18 | 68.0 | 180.0 | 0.84 | -40.0 °C | 175.0 °C | THT |
| IDW80C65D1 | active and preferred | PG-TO247-3 | Common Cathode | 40.0 | 80.0 | 320.0 | 1.35 | 1.7 | 40.0 | 6.9 | 0.49 | 129.0 | 179.0 | 0.84 | -40.0 °C | 175.0 °C | THT |
| IDP30E65D2 | active and preferred | PG-TO220-2 | Single | 30.0 | 60.0 | 180.0 | 1.6 | 2.2 | 40.0 | 5.7 | 0.25 | 70.0 | 143.0 | 1.05 | -40.0 °C | 175.0 °C | THT |
| IDP30C65D2 | active and preferred | PG-TO220-3 | Common Cathode | 15.0 | 30.0 | 100.0 | 1.6 | 2.2 | 40.0 | 5.4 | 0.16 | 42.0 | 92.0 | 1.63 | -40.0 °C | 175.0 °C | THT |
| IDP30E65D1 | active and preferred | PG-TO220-2 | Single | 30.0 | 60.0 | 180.0 | 1.35 | 1.7 | 40.0 | 7.0 | 0.51 | 95.0 | 143.0 | 1.05 | -40.0 °C | 175.0 °C | THT |
| IDV20E65D1 | active and preferred | PG-TO220-2 | Single | 15.0 | 28.0 | 120.0 | 1.35 | 1.7 | 40.0 | 7.6 | 0.31 | 65.0 | 38.0 | 4.0 | -40.0 °C | 175.0 °C | THT |

Solid state relays

SCR / diode modules

Presspacks

SiC

Driver & controller

Stacks & boards

IPMs

IGBT modules

Discrete

Bare dies



IGBT modules

Low, medium and high power IGBT modules

We offer module concepts providing electrical performance and highest reliability without limiting the design flexibility.

Highlights



XHP™ – FleXible High-Power Platform

The new housing for high-power IGBT modules is designed to cover the full-voltage range of IGBT chips from 3.3 to 6.5 kV. Principle applications of the new package are expected in industrial drives, traction, renewable energy and power transmission applications.

www.infineon.com/xhp



PrimePACK™ with IGBT5 and .XT

The innovative technologies IGBT5 and .XT will at first extend the well-known PrimePACK™ portfolio. With these new technologies the power density can be increased by 25 % or the life time can be extended by a factor 10.

www.infineon.com/primepack



Thermal Interface Material (TIM)

TIM is the abbreviation for Infineon's new Thermal Interface Material. With the ongoing increase of power densities in power electronics the thermal interface between power module and heatsink becomes a larger challenge.

www.infineon.com/tim



6.5 kV modules in IHV housing

New RCDC technology introduced to address customers' demand of high power density, efficiency, long lifecycle, reliability, improved temperature behavior and reduced systems costs in high voltage applications. It combines IGBT and diode function in one chip. IHV housing established a standard for high power IGBT modules which was used in countless applications all over the world.

www.infineon.com/rcdc

IGBT modules up to 600 V / 650 V

| Product | Product status | Packages | Configuration | $I_{(nom)} / I_{F(nom)}$ [A] | Technology | $V_{CE(sat)}$ ($T_{vj}=25^{\circ}\text{C}$ typ) [V] | V_F ($T_{vj}=25^{\circ}\text{C}$ typ) [V] | Housing |
|-----------------------------------|----------------------|-------------|---------------------------------|---------------------------------|------------------|---|---|--------------|
| IGBT HighSpeed 3, 3-level | | | | | | | | |
| FS3L50R07W2H3F_B11 | active and preferred | AG-EASY2B-2 | 3-level | 50.0 A | IGBT HighSpeed 3 | 1.45 V | 1.6 V | EasyPACK 2B |
| FS3L50R07W2H3_B11 | active and preferred | AG-EASY2B-2 | 3-level | 50.0 A | IGBT HighSpeed 3 | 1.45 V | 1.6 V | EasyPACK 2B |
| FS3L30R07W2H3F_B11 | active and preferred | AG-EASY2B-2 | 3-level | 30.0 A | IGBT HighSpeed 3 | 1.5 V | 1.6 V | EasyPACK 2B |
| IGBT HighSpeed 3, Fourpack | | | | | | | | |
| F4-75R07W2H3_B51 | active and preferred | AG-EASY2B-2 | Fourpack | 75.0 A | IGBT HighSpeed 3 | 1.35 V | 1.45 V | EasyPACK 2B |
| F4-50R07W2H3_B51 | active and preferred | AG-EASY2B-2 | Fourpack | 50.0 A | IGBT HighSpeed 3 | 1.35 V | 1.6 V | EasyPACK 2B |
| IGBT4 - E4, 3-level | | | | | | | | |
| F3L400R07ME4_B22 | active and preferred | AG-ECONOD-3 | 3-level | 400.0 A | IGBT4 - E4 | 1.55 V | 1.55 V | EconoDUAL™ 3 |
| F3L400R07ME4_B23 | active and preferred | AG-ECONOD-3 | 3-level | 400.0 A | IGBT4 - E4 | 1.55 V | 1.55 V | EconoDUAL™ 3 |
| F3L300R07PE4 | active and preferred | AG-ECONO4-1 | 3-level | 300.0 A | IGBT4 - E4 | 1.55 V | 1.55 V | EconoPACK™ 4 |
| F3L200R07PE4 | active and preferred | AG-ECONO4-1 | 3-level | 200.0 A | IGBT4 - E4 | 1.55 V | 1.55 V | EconoPACK™ 4 |
| IGBT4 - E4, Chopper | | | | | | | | |
| DF400R07PE4R_B6 | active and preferred | AG-ECONO4-1 | Chopper | 400.0 A | IGBT4 - E4 | 1.55 V | 1.55 V | EconoPACK™ 4 |
| FD400R07PE4R_B6 | active and preferred | AG-ECONO4-1 | Chopper | 400.0 A | IGBT4 - E4 | 1.55 V | 1.55 V | EconoPACK™ 4 |
| DF300R07PE4_B6 | active and preferred | AG-ECONO4-1 | Chopper | 300.0 A | IGBT4 - E4 | 1.55 V | 1.55 V | EconoPACK™ 4 |
| FD300R07PE4_B6 | active and preferred | AG-ECONO4-1 | Chopper | 300.0 A | IGBT4 - E4 | 1.55 V | 1.55 V | EconoPACK™ 4 |
| IGBT4 - E4, Dual | | | | | | | | |
| FF600R07ME4_B11 | active and preferred | AG-ECONOD-3 | Dual | 600.0 A | IGBT4 - E4 | 1.55 V | 1.55 V | EconoDUAL™ 3 |
| FF450R07ME4_B11 | active and preferred | AG-ECONOD-3 | Dual | 450.0 A | IGBT4 - E4 | 1.55 V | 1.55 V | EconoDUAL™ 3 |
| FF400R07KE4 | active and preferred | AG-62MM-1 | Dual | 400.0 A | IGBT4 - E4 | 1.55 V | 1.55 V | 62 mm |
| FF300R07ME4_B11 | active and preferred | AG-ECONOD-3 | Dual | 300.0 A | IGBT4 - E4 | 1.55 V | 1.55 V | EconoDUAL™ 3 |
| FF300R07KE4 | active and preferred | AG-62MM-1 | Dual | 300.0 A | IGBT4 - E4 | 1.55 V | 1.55 V | 62 mm |
| IGBT4 - E4, PIM | | | | | | | | |
| FP150R07N3E4 | active and preferred | AG-ECONO3-3 | PIM three phase input rectifier | 150.0 A | IGBT4 - E4 | 1.55 V | 1.55 V | EconoPIM™ 3 |
| FP150R07N3E4_B11 | active and preferred | AG-ECONO3-3 | PIM three phase input rectifier | 150.0 A | IGBT4 - E4 | 1.55 V | 1.55 V | EconoPIM™ 3 |
| FP100R07N3E4 | active and preferred | AG-ECONO3-3 | PIM three phase input rectifier | 100.0 A | IGBT4 - E4 | 1.55 V | 1.55 V | EconoPIM™ 3 |
| FP100R07N3E4_B11 | active and preferred | AG-ECONO3-3 | PIM three phase input rectifier | 100.0 A | IGBT4 - E4 | 1.55 V | 1.55 V | EconoPIM™ 3 |
| FP75R07N2E4 | active and preferred | AG-ECONO2-4 | PIM three phase input rectifier | 75.0 A | IGBT4 - E4 | 1.55 V | 1.55 V | EconoPIM™ 2 |
| FP75R07N2E4_B11 | active and preferred | AG-ECONO2-4 | PIM three phase input rectifier | 75.0 A | IGBT4 - E4 | 1.55 V | 1.55 V | EconoPIM™ 2 |
| FP50R07N2E4 | active and preferred | AG-ECONO2-4 | PIM three phase input rectifier | 50.0 A | IGBT4 - E4 | 1.55 V | 1.55 V | EconoPIM™ 2 |
| FP50R07N2E4_B11 | active and preferred | AG-ECONO2-4 | PIM three phase input rectifier | 50.0 A | IGBT4 - E4 | 1.55 V | 1.55 V | EconoPIM™ 2 |
| FP50R07U1E4 | active and preferred | AG-SMART1-1 | PIM three phase input rectifier | 50.0 A | IGBT4 - E4 | 1.55 V | 1.55 V | SmartPIM 1 |
| FP30R07U1E4 | active and preferred | AG-SMART1-1 | PIM three phase input rectifier | 30.0 A | IGBT4 - E4 | 1.6 V | 1.6 V | SmartPIM 1 |

Further information about additional modules especially those with pre-applied TIM, PrimePACK™ with IGBT5 and .XT as well as our new XHP™ platform can be found on our website: www.infineon.com/igbtmodules

IGBT modules up to 600 V / 650 V

| Product | Product status | Packages | Configuration | $I_{(nom)} / I_{F(nom)}$ [A] | Technology | $V_{CE(sat)}$ ($T_{vj}=25^{\circ}\text{C}$ typ) [V] | V_F ($T_{vj}=25^{\circ}\text{C}$ typ) [V] | Housing |
|-----------------------------|----------------------|-------------|---------------|---------------------------------|------------|---|---|--------------|
| IGBT4 - E4, Sixpack | | | | | | | | |
| FS200R07PE4 | active and preferred | AG-ECONO4-1 | Sixpack | 200.0 A | IGBT4 - E4 | 1.55 V | 1.55 V | EconoPACK™ 4 |
| FS200R07N3E4R | active and preferred | AG-ECONO3-4 | Sixpack | 200.0 A | IGBT4 - E4 | 1.55 V | 1.55 V | EconoPACK™ 3 |
| FS200R07N3E4R_B11 | active and preferred | AG-ECONO3-4 | Sixpack | 200.0 A | IGBT4 - E4 | 1.55 V | 1.55 V | EconoPACK™ 3 |
| FS150R07PE4 | active and preferred | AG-ECONO4-1 | Sixpack | 150.0 A | IGBT4 - E4 | 1.55 V | 1.55 V | EconoPACK™ 4 |
| FS150R07N3E4 | active and preferred | AG-ECONO3-4 | Sixpack | 150.0 A | IGBT4 - E4 | 1.55 V | 1.55 V | EconoPACK™ 3 |
| FS150R07N3E4_B11 | active and preferred | AG-ECONO3-4 | Sixpack | 150.0 A | IGBT4 - E4 | 1.55 V | 1.55 V | EconoPACK™ 3 |
| FS100R07PE4 | active and preferred | AG-ECONO4-1 | Sixpack | 100.0 A | IGBT4 - E4 | 1.55 V | 1.55 V | EconoPACK™ 4 |
| FS100R07N3E4 | active and preferred | AG-ECONO3-4 | Sixpack | 100.0 A | IGBT4 - E4 | 1.55 V | 1.55 V | EconoPACK™ 3 |
| FS100R07N3E4_B11 | active and preferred | AG-ECONO3-4 | Sixpack | 100.0 A | IGBT4 - E4 | 1.55 V | 1.55 V | EconoPACK™ 3 |
| FS100R07N2E4 | active and preferred | AG-ECONO2-6 | Sixpack | 100.0 A | IGBT4 - E4 | 1.55 V | 1.55 V | EconoPACK™ 2 |
| FS100R07N2E4_B11 | active and preferred | AG-ECONO2-6 | Sixpack | 100.0 A | IGBT4 - E4 | 1.55 V | 1.55 V | EconoPACK™ 2 |
| FS75R07N2E4 | active and preferred | AG-ECONO2-6 | Sixpack | 75.0 A | IGBT4 - E4 | 1.55 V | 1.55 V | EconoPACK™ 2 |
| FS75R07N2E4_B11 | active and preferred | AG-ECONO2-6 | Sixpack | 75.0 A | IGBT4 - E4 | 1.55 V | 1.55 V | EconoPACK™ 2 |
| FS50R07N2E4 | active and preferred | AG-ECONO2-6 | Sixpack | 50.0 A | IGBT4 - E4 | 1.55 V | 1.55 V | EconoPACK™ 2 |
| FS50R07N2E4_B11 | active and preferred | AG-ECONO2-6 | Sixpack | 50.0 A | IGBT4 - E4 | 1.55 V | 1.55 V | EconoPACK™ 2 |
| FS75R07U1E4 | active and preferred | AG-SMART1-1 | Sixpack | 75.0 A | IGBT4 - E4 | 1.55 V | 1.55 V | SmartPACK 1 |
| FS50R07U1E4 | active and preferred | AG-SMART1-1 | Sixpack | 50.0 A | IGBT4 - E4 | 1.55 V | 1.55 V | SmartPACK 1 |
| IGBT3 - E3, 3-level | | | | | | | | |
| F3L150R07W2E3_B11 | active and preferred | AG-EASY2B-2 | 3-level | 150.0 A | IGBT3 - E3 | 1.45 V | 1.55 V | EasyPACK 2B |
| F3L100R07W2E3_B11 | active and preferred | AG-EASY2B-2 | 3-level | 100.0 A | IGBT3 - E3 | 1.45 V | 1.55 V | EasyPACK 2B |
| F3L75R07W2E3_B11 | active and preferred | AG-EASY2B-2 | 3-level | 75.0 A | IGBT3 - E3 | 1.45 V | 1.55 V | EasyPACK 2B |
| F3L50R06W1E3_B11 | active and preferred | AG-EASY1B-2 | 3-level | 50.0 A | IGBT3 - E3 | 1.45 V | 1.55 V | EasyPACK 1B |
| IGBT3 - E3, Chopper | | | | | | | | |
| FD600R06ME3_S2 | active and preferred | AG-ECONOD-3 | Chopper | 600.0 A | IGBT3 - E3 | 1.3 V | 1.15 V | EconoDUAL™ 3 |
| FD300R06KE3 | active and preferred | AG-62MM-1 | Chopper | 300.0 A | IGBT3 - E3 | 1.45 V | 1.55 V | 62 mm |
| IGBT3 - E3, Dual | | | | | | | | |
| FF400R06KE3 | active and preferred | AG-62MM-1 | Dual | 400.0 A | IGBT3 - E3 | 1.45 V | 1.55 V | 62 mm |
| FF300R06KE3 | active and preferred | AG-62MM-1 | Dual | 300.0 A | IGBT3 - E3 | 1.45 V | 1.55 V | 62 mm |
| FF300R06KE3_B2 | active and preferred | AG-62MM-1 | Dual | 300.0 A | IGBT3 - E3 | 1.45 V | 1.55 V | 62 mm |
| FF200R06KE3 | active and preferred | AG-62MM-1 | Dual | 200.0 A | IGBT3 - E3 | 1.45 V | 1.55 V | 62 mm |
| IGBT3 - E3, Fourpack | | | | | | | | |
| F4-75R06W1E3 | active and preferred | AG-EASY1B-1 | Fourpack | 75.0 A | IGBT3 - E3 | 1.45 V | 1.55 V | EasyPACK 1B |

Further information about additional modules especially those with pre-applied TIM, PrimePACK™ with IGBT5 and .XT as well as our new XHP™ platform can be found on our website: www.infineon.com/igbtmodules

Bare dies

Discrete

IGBT modules

IPMs

Stacks & Boards

Driver & controller

SiC

Presspacks

SCR / diode modules

Solid state relays

IGBT modules up to 600 V / 650 V

| Product | Product status | Packages | Configuration | $I_{(nom)} / I_{F(nom)}$ [A] | Technology | $V_{CE(sat)}$ ($T_{vj}=25^{\circ}\text{C}$ typ) [V] | V_F ($T_{vj}=25^{\circ}\text{C}$ typ) [V] | Housing |
|---------------------|----------------------|--------------|----------------------------------|---------------------------------|------------|---|---|--------------|
| IGBT3 - E3, PIM | | | | | | | | |
| FP100R06KE3 | active and preferred | AG-ECONO3-3 | PIM three phase input rectifier | 100.0 A | IGBT3 - E3 | 1.45 V | 1.55 V | EconoPIM™ 3 |
| FP75R06KE3 | active and preferred | AG-ECONO3-3 | PIM three phase input rectifier | 75.0 A | IGBT3 - E3 | 1.45 V | 1.55 V | EconoPIM™ 3 |
| FP50R06KE3 | active and preferred | AG-ECONO2-5 | PIM three phase input rectifier | 50.0 A | IGBT3 - E3 | 1.45 V | 1.55 V | EconoPIM™ 2 |
| FP30R06KE3 | active and preferred | AG-ECONO2-5 | PIM three phase input rectifier | 30.0 A | IGBT3 - E3 | 1.55 V | 1.6 V | EconoPIM™ 2 |
| FP50R06W2E3 | active and preferred | AG-EASY2B-1 | PIM three phase input rectifier | 50.0 A | IGBT3 - E3 | 1.45 V | 1.55 V | EasyPIM™ 2B |
| FP50R06W2E3_B11 | active and preferred | AG-EASY2B-2 | PIM three phase input rectifier | 50.0 A | IGBT3 - E3 | 1.45 V | 1.55 V | EasyPIM™ 2B |
| FB30R06W1E3 | active and preferred | AG-EASY1B-1 | PIM Single Phase Input Rectifier | 30.0 A | IGBT3 - E3 | 1.55 V | 1.6 V | EasyPIM™ 1B |
| FP30R06W1E3 | active and preferred | AG-EASY1B-1 | PIM three phase input rectifier | 30.0 A | IGBT3 - E3 | 1.55 V | 1.6 V | EasyPIM™ 1B |
| FP30R06W1E3_B11 | active and preferred | AG-EASY1B-2 | PIM three phase input rectifier | 30.0 A | IGBT3 - E3 | 1.55 V | 1.6 V | EasyPIM™ 1B |
| FB20R06W1E3 | active and preferred | AG-EASY1B-1 | PIM Single Phase Input Rectifier | 20.0 A | IGBT3 - E3 | 1.55 V | 1.6 V | EasyPIM™ 1B |
| FB20R06W1E3_B11 | active and preferred | AG-EASY1B-2 | PIM Single Phase Input Rectifier | 20.0 A | IGBT3 - E3 | 1.55 V | 1.6 V | EasyPIM™ 1B |
| FP20R06W1E3 | active and preferred | AG-EASY1B-1 | PIM three phase input rectifier | 20.0 A | IGBT3 - E3 | 1.55 V | 1.6 V | EasyPIM™ 1B |
| FP20R06W1E3_B11 | active and preferred | AG-EASY1B-2 | PIM three phase input rectifier | 20.0 A | IGBT3 - E3 | 1.55 V | 1.6 V | EasyPIM™ 1B |
| FP15R06W1E3 | active and preferred | AG-EASY1B-1 | PIM three phase input rectifier | 15.0 A | IGBT3 - E3 | 1.55 V | 1.6 V | EasyPIM™ 1B |
| FP15R06W1E3_B11 | active and preferred | AG-EASY1B-2 | PIM three phase input rectifier | 15.0 A | IGBT3 - E3 | 1.55 V | 1.6 V | EasyPIM™ 1B |
| FP10R06W1E3 | active and preferred | AG-EASY1B-1 | PIM three phase input rectifier | 10.0 A | IGBT3 - E3 | 1.55 V | 1.6 V | EasyPIM™ 1B |
| FP10R06W1E3_B11 | active and preferred | AG-EASY1B-2 | PIM three phase input rectifier | 10.0 A | IGBT3 - E3 | 1.55 V | 1.6 V | EasyPIM™ 1B |
| IGBT3 - E3, Sixpack | | | | | | | | |
| FS200R06KE3 | active and preferred | AG-ECONO3-4 | Sixpack | 200.0 A | IGBT3 - E3 | 1.45 V | 1.55 V | EconoPACK™ 3 |
| FS150R06KE3 | active and preferred | AG-ECONO3-4 | Sixpack | 150.0 A | IGBT3 - E3 | 1.45 V | 1.55 V | EconoPACK™ 3 |
| FS100R06KE3 | active and preferred | AG-ECONO3-4 | Sixpack | 100.0 A | IGBT3 - E3 | 1.45 V | 1.55 V | EconoPACK™ 3 |
| FS75R06KE3 | active and preferred | AG-ECONO2-6 | Sixpack | 75.0 A | IGBT3 - E3 | 1.45 V | 1.55 V | EconoPACK™ 2 |
| FS50R06KE3 | active and preferred | AG-ECONO2-6 | Sixpack | 50.0 A | IGBT3 - E3 | 1.45 V | 1.55 V | EconoPACK™ 2 |
| FS50R06W1E3 | active and preferred | AG-EASY1B-1 | Sixpack | 50.0 A | IGBT3 - E3 | 1.45 V | 1.55 V | EasyPACK 1B |
| FS50R06W1E3_B11 | active and preferred | AG-EASY1B-2 | Sixpack | 50.0 A | IGBT3 - E3 | 1.45 V | 1.55 V | EasyPACK 1B |
| FS30R06VE3 | active and preferred | AG-EASY750-1 | Sixpack | 30.0 A | IGBT3 - E3 | 1.55 V | 1.6 V | EasyPACK 750 |
| FS30R06W1E3 | active and preferred | AG-EASY1B-1 | Sixpack | 30.0 A | IGBT3 - E3 | 1.55 V | 1.6 V | EasyPACK 1B |
| FS30R06W1E3_B11 | active and preferred | AG-EASY1B-2 | Sixpack | 30.0 A | IGBT3 - E3 | 1.55 V | 1.6 V | EasyPACK 1B |
| FS20R06VE3 | active and preferred | AG-EASY750-1 | Sixpack | 20.0 A | IGBT3 - E3 | 1.55 V | 1.6 V | EasyPACK 750 |
| FS20R06VE3_B2 | active and preferred | AG-EASY750-1 | Sixpack | 20.0 A | IGBT3 - E3 | 1.55 V | 1.6 V | EasyPACK 750 |
| FS20R06W1E3 | active and preferred | AG-EASY1B-1 | Sixpack | 20.0 A | IGBT3 - E3 | 1.55 V | 1.6 V | EasyPACK 1B |
| FS20R06W1E3_B11 | active and preferred | AG-EASY1B-2 | Sixpack | 20.0 A | IGBT3 - E3 | 1.55 V | 1.6 V | EasyPACK 1B |
| FS15R06VE3_B2 | active and preferred | AG-EASY750-1 | Sixpack | 15.0 A | IGBT3 - E3 | 1.55 V | 1.6 V | EasyPACK 750 |
| FS10R06VE3 | active and preferred | AG-EASY750-1 | Sixpack | 10.0 A | IGBT3 - E3 | 1.55 V | 1.6 V | EasyPACK 750 |
| FS10R06VE3_B2 | active and preferred | AG-EASY750-1 | Sixpack | 10.0 A | IGBT3 - E3 | 1.55 V | 1.6 V | EasyPACK 750 |
| FS6R06VE3_B2 | active and preferred | AG-EASY750-1 | Sixpack | 6.0 A | IGBT3 - E3 | 1.55 V | 1.6 V | EasyPACK 750 |

Further information about additional modules especially those with pre-applied TIM, PrimePACK™ with IGBT5 and .XT as well as our new XHP™ platform can be found on our website: www.infineon.com/igbtmodules

IGBT modules up to 1200 V

| Product | Product status | Packages | Configuration | $I_{C(nom)} / I_{F(nom)}$ [A] | Technology | $V_{CE(sat)}$ ($T_{vj}=25^{\circ}\text{C typ}$) [V] | V_F ($T_{vj}=25^{\circ}\text{C typ}$) [V] | Housing |
|----------------------------------|----------------------|-------------|---------------|----------------------------------|------------------------------|--|--|--------------|
| IGBT HighSpeed 3, 3-level | | | | | | | | |
| F3L200R12W2H3_B11 | active and preferred | AG-EASY2B-2 | 3-level | 200.0 A | 3-level phase leg with NTC | 1.55 V | 1.55 V | EasyPACK 2B |
| F3L150R12W2H3_B11 | active and preferred | AG-EASY2B-2 | 3-level | 150.0 A | 3-level phase leg with NTC | 1.55 V | 1.45 V | EasyPACK 2B |
| F3L100R12W2H3_B11 | active and preferred | AG-EASY2B-2 | 3-level | 100.0 A | 3-level phase leg with NTC | 1.55 V | 1.35 V | EasyPACK 2B |
| F3L75R12W1H3_B11 | active and preferred | AG-EASY1B-2 | 3-level | 75.0 A | 3-level phase leg with NTC | 1.45 V | 2.15 V | EasyPACK 1B |
| F3L75R12W1H3_B27 | active and preferred | AG-EASY1B-2 | 3-level | 75.0 A | 3-level phase leg with NTC | 1.45 V | 1.85 V | EasyPACK 1B |
| FS3L25R12W2H3_B11 | active and preferred | AG-EASY2B-2 | 3-level | 25.0 A | 3-level full-bridge with NTC | 2.05 V | 1.75 V | EasyPACK 2B |
| F3L15R12W2H3_B27 | active and preferred | AG-EASY2B-2 | 3-level | 15.0 A | 3-level full-bridge with NTC | 2.05 V | 1.75 V | EasyPACK 2B |
| IGBT HighSpeed 3, Booster | | | | | | | | |
| DF200R12W1H3F_B11 | active and preferred | AG-EASY1B-2 | Chopper | 200.0 A | Booster with NTC | 1.3 V | 1.6 V | EasyPACK 1B |
| DF200R12W1H3_B27 | active and preferred | AG-EASY1B-2 | Chopper | 200.0 A | Booster with NTC | 1.3 V | 2.0 V | EasyPACK 1B |
| DF160R12W2H3_B11 | active and preferred | AG-EASY2B-2 | Chopper | 160.0 A | Booster with NTC | 1.55 V | 1.7 V | EasyPACK 2B |
| DF160R12W2H3F_B11 | active and preferred | AG-EASY2B-2 | Chopper | 160.0 A | Booster with NTC | 1.55 V | 1.6 V | EasyPACK 2B |
| DF120R12W2H3_B27 | active and preferred | AG-EASY2B-2 | Chopper | 120.0 A | Booster with NTC | 2.05 V | 2.0 V | EasyPACK 2B |
| FD-DF80R12W1H3_B52 | active and preferred | AG-EASY1B-2 | Chopper | 80.0 A | Buck-boost with NTC | 2.05 V | 1.75 V | EasyPACK 1B |
| DF80R12W2H3F_B11 | active and preferred | AG-EASY2B-2 | Chopper | 80.0 A | Booster with NTC | 1.55 V | 1.6 V | EasyPACK 2B |
| DF80R12W2H3_B11 | active and preferred | AG-EASY2B-2 | Chopper | 80.0 A | Booster with NTC | 1.55 V | 1.7 V | EasyPACK 2B |
| IGBT HighSpeed 2, Chopper | | | | | | | | |
| DF75R12W1H4F_B11 | active and preferred | AG-EASY1B-2 | Chopper | 75.0 A | IGBT HighSpeed 2 | 2.1 V | 1.6 V | EasyPACK 1B |
| IGBT4 - T4, 3-level | | | | | | | | |
| F3L400R12PT4_B26 | active and preferred | AG-ECONO4-1 | 3-level | 400.0 A | IGBT4 - T4 | 1.75 V | 1.8 V | EconoPACK™ 4 |
| F3L300R12PT4_B26 | active and preferred | AG-ECONO4-1 | 3-level | 300.0 A | IGBT4 - T4 | 1.75 V | 1.65 V | EconoPACK™ 4 |
| F3L300R12MT4_B23 | active and preferred | AG-ECONOD-3 | 3-level | 300.0 A | IGBT4 - T4 | 1.75 V | 1.65 V | EconoDUAL™ 3 |
| F3L300R12MT4_B22 | active and preferred | AG-ECONOD-3 | 3-level | 300.0 A | IGBT4 - T4 | 1.75 V | 1.65 V | EconoDUAL™ 3 |
| IGBT4 - T4, Chopper | | | | | | | | |
| FD200R12PT4_B6 | active and preferred | AG-ECONO4-1 | Chopper | 200.0 A | IGBT4 - T4 | 1.75 V | 1.75 V | EconoPACK™ 4 |
| DF200R12PT4_B6 | active and preferred | AG-ECONO4-1 | Chopper | 200.0 A | IGBT4 - T4 | 1.75 V | 1.75 V | EconoPACK™ 4 |
| FD150R12RT4 | active and preferred | AG-34MM-1 | Chopper | 150.0 A | IGBT4 - T4 | 1.75 V | 1.75 V | 34 mm |
| DF150R12RT4 | active and preferred | AG-34MM-1 | Chopper | 150.0 A | IGBT4 - T4 | 1.75 V | 1.75 V | 34 mm |

Further information about additional modules especially those with pre-applied TIM, PrimePACK™ with IGBT5 and .XT as well as our new XHP™ platform can be found on our website: www.infineon.com/igbtmodules

Bare dies

Discrete

IGBT modules

IPMs

Stacks & boards

Driver & controller

SiC

Presspacks

SCR / diode modules

Solid state relays

IGBT modules up to 1200 V

| Product | Product status | Packages | Configuration | $I_{C(nom)} / I_{F(nom)}$ [A] | Technology | $V_{CE(sat)}$ ($T_{vj}=25^{\circ}\text{C typ}$) [V] | V_F ($T_{vj}=25^{\circ}\text{C typ}$) [V] | Housing |
|------------------|----------------------|-------------|---------------------------------|----------------------------------|------------|--|--|--------------|
| IGBT4 - T4, Dual | | | | | | | | |
| FF450R12KT4 | active and preferred | AG-62MM-1 | Dual | 450.0 A | IGBT4 - T4 | 1.75 V | 1.7 V | 62 mm |
| FF300R12KT4 | active and preferred | AG-62MM-1 | Dual | 300.0 A | IGBT4 - T4 | 1.75 V | 1.65 V | 62 mm |
| FF200R12MT4 | active and preferred | AG-ECONOD-2 | Dual | 200.0 A | IGBT4 - T4 | 1.75 V | 1.7 V | EconoDUAL™ 2 |
| FF200R12KT4 | active and preferred | AG-62MM-1 | Dual | 200.0 A | IGBT4 - T4 | 1.75 V | 1.65 V | 62 mm |
| FF150R12RT4 | active and preferred | AG-34MM-1 | Dual | 150.0 A | IGBT4 - T4 | 1.75 V | 1.75 V | 34 mm |
| FF100R12RT4 | active and preferred | AG-34MM-1 | Dual | 100.0 A | IGBT4 - T4 | 1.75 V | 1.75 V | 34 mm |
| FF75R12RT4 | active and preferred | AG-34MM-1 | Dual | 75.0 A | IGBT4 - T4 | 1.85 V | 1.7 V | 34 mm |
| FF50R12RT4 | active and preferred | AG-34MM-1 | Dual | 50.0 A | IGBT4 - T4 | 1.85 V | 1.75 V | 34 mm |
| IGBT4 - T4, PIM | | | | | | | | |
| FP100R12KT4 | active and preferred | AG-ECONO3-3 | PIM three phase input rectifier | 100.0 A | IGBT4 - T4 | 1.75 V | 1.7 V | EconoPIM™ 3 |
| FP100R12KT4_B11 | active and preferred | AG-ECONO3-3 | PIM three phase input rectifier | 100.0 A | IGBT4 - T4 | 1.75 V | 1.7 V | EconoPIM™ 3 |
| FP75R12KT4 | active and preferred | AG-ECONO3-3 | PIM three phase input rectifier | 75.0 A | IGBT4 - T4 | 1.85 V | 1.7 V | EconoPIM™ 3 |
| FP75R12KT4_B11 | active and preferred | AG-ECONO3-3 | PIM three phase input rectifier | 75.0 A | IGBT4 - T4 | 1.85 V | 1.7 V | EconoPIM™ 3 |
| FP75R12KT4_B15 | active and preferred | AG-ECONO3-3 | PIM three phase input rectifier | 75.0 A | IGBT4 - T4 | 1.85 V | 1.7 V | EconoPIM™ 3 |
| FP50R12KT4G | active and preferred | AG-ECONO3-3 | PIM three phase input rectifier | 50.0 A | IGBT4 - T4 | 1.85 V | 1.7 V | EconoPIM™ 3 |
| FP50R12KT4 | active and preferred | AG-ECONO2-4 | PIM three phase input rectifier | 50.0 A | IGBT4 - T4 | 1.85 V | 1.7 V | EconoPIM™ 2 |
| FP50R12KT4_B11 | active and preferred | AG-ECONO2-4 | PIM three phase input rectifier | 50.0 A | IGBT4 - T4 | 1.85 V | 1.7 V | EconoPIM™ 2 |
| FP35R12KT4 | active and preferred | AG-ECONO2-4 | PIM three phase input rectifier | 35.0 A | IGBT4 - T4 | 1.85 V | 1.7 V | EconoPIM™ 2 |
| FP35R12KT4_B11 | active and preferred | AG-ECONO2-4 | PIM three phase input rectifier | 35.0 A | IGBT4 - T4 | 1.85 V | 1.7 V | EconoPIM™ 2 |
| FP35R12KT4_B15 | active and preferred | AG-ECONO2-5 | PIM three phase input rectifier | 35.0 A | IGBT4 - T4 | 1.85 V | 1.7 V | EconoPIM™ 2 |
| FP35R12U1T4 | active and preferred | AG-SMART1-1 | PIM three phase input rectifier | 35.0 A | IGBT4 - T4 | 1.85 V | 1.65 V | SmartPIM 1 |
| FP35R12W2T4 | active and preferred | AG-EASY2B-1 | PIM three phase input rectifier | 35.0 A | IGBT4 - T4 | 1.85 V | 1.65 V | EasyPIM™ 2B |
| FP35R12W2T4_B11 | active and preferred | AG-EASY2B-2 | PIM three phase input rectifier | 35.0 A | IGBT4 - T4 | 1.85 V | 1.65 V | EasyPIM™ 2B |
| FP25R12KT4 | active and preferred | AG-ECONO2-4 | PIM three phase input rectifier | 25.0 A | IGBT4 - T4 | 1.85 V | 1.75 V | EconoPIM™ 2 |
| FP25R12KT4_B11 | active and preferred | AG-ECONO2-4 | PIM three phase input rectifier | 25.0 A | IGBT4 - T4 | 1.85 V | 1.75 V | EconoPIM™ 2 |
| FP25R12KT4_B15 | active and preferred | AG-ECONO2-5 | PIM three phase input rectifier | 25.0 A | IGBT4 - T4 | 1.85 V | 1.75 V | EconoPIM™ 2 |
| FP25R12U1T4 | active and preferred | AG-SMART1-1 | PIM three phase input rectifier | 25.0 A | IGBT4 - T4 | 1.85 V | 1.75 V | SmartPIM 1 |
| FP25R12W2T4 | active and preferred | AG-EASY2B-1 | PIM three phase input rectifier | 25.0 A | IGBT4 - T4 | 1.85 V | 1.75 V | EasyPIM™ 2B |
| FP25R12W2T4_B11 | active and preferred | AG-EASY2B-2 | PIM three phase input rectifier | 25.0 A | IGBT4 - T4 | 1.85 V | 1.75 V | EasyPIM™ 2B |
| FP15R12W2T4 | active and preferred | AG-EASY2B-1 | PIM three phase input rectifier | 15.0 A | IGBT4 - T4 | 1.85 V | 1.75 V | EasyPIM™ 2B |
| FP15R12W1T4 | active and preferred | AG-EASY1B-1 | PIM three phase input rectifier | 15.0 A | IGBT4 - T4 | 1.85 V | 2.0 V | EasyPIM™ 1B |
| FP15R12W1T4_B3 | active and preferred | AG-EASY1B-1 | PIM three phase input rectifier | 15.0 A | IGBT4 - T4 | 1.85 V | 2.0 V | EasyPIM™ 1B |
| FP15R12W1T4_B11 | active and preferred | AG-EASY1B-2 | PIM three phase input rectifier | 15.0 A | IGBT4 - T4 | 1.85 V | 2.0 V | EasyPIM™ 1B |
| FP10R12W1T4 | active and preferred | AG-EASY1B-1 | PIM three phase input rectifier | 10.0 A | IGBT4 - T4 | 1.85 V | 1.75 V | EasyPIM™ 1B |
| FP10R12W1T4_B3 | active and preferred | AG-EASY1B-1 | PIM three phase input rectifier | 10.0 A | IGBT4 - T4 | 1.85 V | 1.75 V | EasyPIM™ 1B |

Further information about additional modules especially those with pre-applied TIM, PrimePACK™ with IGBT5 and .XT as well as our new XHP™ platform can be found on our website: www.infineon.com/igbtmodules

IGBT modules up to 1200 V

| Product | Product status | Packages | Configuration | $I_{C(nom)} / I_{F(nom)}$ [A] | Technology | $V_{CE(sat)}$ ($T_{vj}=25^{\circ}\text{C typ}$) [V] | V_F ($T_{vj}=25^{\circ}\text{C typ}$) [V] | Housing |
|------------------------|----------------------|-------------|---------------------------------|----------------------------------|------------|--|--|--------------|
| IGBT4 - T4, PIM | | | | | | | | |
| FP10R12W1T4_B11 | active and preferred | AG-EASY1B-2 | PIM three phase input rectifier | 10.0 A | IGBT4 - T4 | 1.85 V | 1.75 V | EasyPIM™ 1B |
| FP06R12W1T4_B3 | active | AG-EASY1B-1 | PIM three phase input rectifier | 6.0 A | IGBT4 - T4 | 1.5 V | 1.45 V | EasyPIM™ 1B |
| IGBT4 - T4, Sixpack | | | | | | | | |
| FS200R12PT4 | active and preferred | AG-ECONO4-1 | Sixpack | 200.0 A | IGBT4 - T4 | 1.75 V | 1.7 V | EconoPACK™ 4 |
| FS200R12KT4R | active and preferred | AG-ECONO3-4 | Sixpack | 200.0 A | IGBT4 - T4 | 1.75 V | 1.7 V | EconoPACK™ 3 |
| FS200R12KT4R_B11 | active and preferred | AG-ECONO3-4 | Sixpack | 200.0 A | IGBT4 - T4 | 1.75 V | 1.7 V | EconoPACK™ 3 |
| FS150R12PT4 | active and preferred | AG-ECONO4-1 | Sixpack | 150.0 A | IGBT4 - T4 | 1.75 V | 1.7 V | EconoPACK™ 4 |
| FS150R12KT4 | active and preferred | AG-ECONO3-4 | Sixpack | 150.0 A | IGBT4 - T4 | 1.75 V | 1.7 V | EconoPACK™ 3 |
| FS150R12KT4_B9 | active and preferred | AG-ECONO3-4 | Sixpack | 150.0 A | IGBT4 - T4 | 1.75 V | 1.7 V | EconoPACK™ 3 |
| FS150R12KT4_B11 | active and preferred | AG-ECONO3-4 | Sixpack | 150.0 A | IGBT4 - T4 | 1.75 V | 1.4 V | EconoPACK™ 3 |
| FS100R12PT4 | active and preferred | AG-ECONO4-1 | Sixpack | 100.0 A | IGBT4 - T4 | 1.75 V | 1.7 V | EconoPACK™ 4 |
| FS100R12KT4G | active and preferred | AG-ECONO3-4 | Sixpack | 100.0 A | IGBT4 - T4 | 1.75 V | 1.7 V | EconoPACK™ 3 |
| FS100R12KT4G_B11 | active and preferred | AG-ECONO3-4 | Sixpack | 100.0 A | IGBT4 - T4 | 1.75 V | 1.7 V | EconoPACK™ 3 |
| FS100R12KT4 | active and preferred | AG-ECONO2-6 | Sixpack | 100.0 A | IGBT4 - T4 | 1.75 V | 1.7 V | EconoPACK™ 2 |
| FS100R12KT4_B11 | active and preferred | AG-ECONO2-6 | Sixpack | 100.0 A | IGBT4 - T4 | 1.75 V | 1.7 V | EconoPACK™ 2 |
| FS75R12KT4_B11 | active and preferred | AG-ECONO2-6 | Sixpack | 75.0 A | IGBT4 - T4 | 1.85 V | 1.7 V | EconoPACK™ 2 |
| FS75R12KT4_B15 | active and preferred | AG-ECONO2-6 | Sixpack | 75.0 A | IGBT4 - T4 | 1.85 V | 1.7 V | EconoPACK™ 2 |
| FS75R12W2T4 | active and preferred | AG-EASY2B-1 | Sixpack | 75.0 A | IGBT4 - T4 | 1.85 V | 1.7 V | EasyPACK 2B |
| FS75R12W2T4_B11 | active and preferred | AG-EASY2B-2 | Sixpack | 75.0 A | IGBT4 - T4 | 1.85 V | 1.7 V | EasyPACK 2B |
| FS50R12KT4_B11 | active and preferred | AG-ECONO2-6 | Sixpack | 50.0 A | IGBT4 - T4 | 1.85 V | 1.7 V | EconoPACK™ 2 |
| FS50R12KT4_B15 | active and preferred | AG-ECONO2-6 | Sixpack | 50.0 A | IGBT4 - T4 | 1.85 V | 1.7 V | EconoPACK™ 2 |
| FS50R12W2T4 | active and preferred | AG-EASY2B-1 | Sixpack | 50.0 A | IGBT4 - T4 | 1.85 V | 1.7 V | EasyPACK 2B |
| FS50R12W2T4_B11 | active and preferred | AG-EASY2B-2 | Sixpack | 50.0 A | IGBT4 - T4 | 1.85 V | 1.7 V | EasyPACK 2B |
| FS50R12U1T4 | active and preferred | AG-SMART1-1 | Sixpack | 50.0 A | IGBT4 - T4 | 1.85 V | 1.7 V | SmartPACK 1 |
| FS35R12W1T4 | active and preferred | AG-EASY1B-1 | Sixpack | 35.0 A | IGBT4 - T4 | 1.85 V | 1.65 V | EasyPACK 1B |
| FS35R12W1T4_B11 | active and preferred | AG-EASY1B-2 | Sixpack | 35.0 A | IGBT4 - T4 | 1.85 V | 1.65 V | EasyPACK 1B |
| FS35R12U1T4 | active and preferred | AG-SMART1-1 | Sixpack | 35.0 A | IGBT4 - T4 | 1.85 V | 1.7 V | SmartPACK 1 |
| FS25R12W1T4 | active and preferred | AG-EASY1B-1 | Sixpack | 25.0 A | IGBT4 - T4 | 1.85 V | 1.75 V | EasyPACK 1B |
| FS25R12W1T4_B11 | active and preferred | AG-EASY1B-2 | Sixpack | 25.0 A | IGBT4 - T4 | 1.85 V | 1.75 V | EasyPACK 1B |
| IGBT4 - T4, Twelvepack | | | | | | | | |
| F12-25R12KT4G | active and preferred | AG-ECONO3-4 | Twelvepack | 25.0 A | IGBT4 - T4 | 1.85 V | 1.75 V | EconoPACK™ 3 |

Further information about additional modules especially those with pre-applied TIM, PrimePACK™ with IGBT5 and .XT as well as our new XHP™ platform can be found on our website: www.infineon.com/igbtmodules

Bare dies

Discrete

IGBT modules

IPMs

Stacks & boards

Driver & controller

SiC

Presspacks

SCR / diode modules

Solid state relays

IGBT modules up to 1200 V

| Product | Product status | Packages | Configuration | $I_{C(nom)} / I_{F(nom)}$ [A] | Technology | $V_{CE(sat)}$ ($T_{vj}=25^{\circ}\text{C typ}$) [V] | V_F ($T_{vj}=25^{\circ}\text{C typ}$) [V] | Housing |
|---------------------------|----------------------|--------------|---------------|----------------------------------|------------|--|--|--------------|
| IGBT4 - E4, 3-level | | | | | | | | |
| F3L300R12ME4_B23 | active and preferred | AG-ECONOD-3 | 3-level | 300.0 A | IGBT4 - E4 | 1.75 V | 1.65 V | EconoDUAL™ 3 |
| F3L300R12ME4_B22 | active and preferred | AG-ECONOD-3 | 3-level | 300.0 A | IGBT4 - E4 | 1.75 V | 1.65 V | EconoDUAL™ 3 |
| FF450R12KE4_E | active and preferred | AG-62MM-1 | 3-level | 450.0 A | IGBT4 - E4 | 1.75 V | 1.7 V | 62 mm |
| FF300R12KE4_E | active and preferred | AG-62MM-1 | 3-level | 300.0 A | IGBT4 - E4 | 1.75 V | 1.65 V | 62 mm |
| IGBT4 - E4, Dual | | | | | | | | |
| FF900R12IE4 | active and preferred | AG-PRIME2-1 | Dual | 900.0 A | IGBT4 - E4 | 1.75 V | 1.9 V | PrimePACK™ 2 |
| FF900R12IE4V | active and preferred | AG-PRIME2-1 | Dual | 900.0 A | IGBT4 - E4 | 1.75 V | 1.9 V | PrimePACK™ 2 |
| FF600R12IE4 | active and preferred | AG-PRIME2-1 | Dual | 600.0 A | IGBT4 - E4 | 1.75 V | 1.8 V | PrimePACK™ 2 |
| FF600R12IE4V | active and preferred | AG-PRIME2-1 | Dual | 600.0 A | IGBT4 - E4 | 1.75 V | 1.8 V | PrimePACK™ 2 |
| FF600R12ME4A_B11 | active and preferred | AG-ECONOD-3 | Dual | 600.0 A | IGBT4 - E3 | 1.75 V | 1.9 V | EconoDUAL™ 3 |
| FF600R12ME4C | active | AG-ECONOD-3 | Dual | 600.0 A | IGBT4 - E4 | 1.75 V | 1.9 V | EconoDUAL™ 3 |
| FF600R12ME4C_B11 | active and preferred | AG-ECONOD-3 | Dual | 600.0 A | IGBT4 - E4 | 1.75 V | 1.9 V | EconoDUAL™ 3 |
| FF600R12ME4 | active | AG-ECONOD-3 | Dual | 600.0 A | IGBT4 - E4 | 1.75 V | 1.65 V | EconoDUAL™ 3 |
| FF600R12ME4_B11 | active and preferred | AG-ECONOD-3 | Dual | 600.0 A | IGBT4 - E4 | 1.75 V | 1.65 V | EconoDUAL™ 3 |
| FF450R12IE4 | active and preferred | AG-PRIME2-1 | Dual | 450.0 A | IGBT4 - E4 | 1.75 V | 1.9 V | PrimePACK™ 2 |
| FF450R12ME4 | active | AG-ECONOD-3 | Dual | 450.0 A | IGBT4 - E4 | 1.75 V | 1.65 V | EconoDUAL™ 3 |
| FF450R12ME4_B11 | active and preferred | AG-ECONOD-3 | Dual | 450.0 A | IGBT4 - E4 | 1.75 V | 1.65 V | EconoDUAL™ 3 |
| FF450R12KE4 | active and preferred | AG-62MM-1 | Dual | 450.0 A | IGBT4 - E4 | 1.75 V | 1.7 V | 62 mm |
| FF300R12ME4 | active | AG-ECONOD-3 | Dual | 300.0 A | IGBT4 - E4 | 1.75 V | 1.65 V | EconoDUAL™ 3 |
| FF300R12ME4_B11 | active and preferred | AG-ECONOD-3 | Dual | 300.0 A | IGBT4 - E4 | 1.75 V | 1.65 V | EconoDUAL™ 3 |
| FF300R12KE4 | active and preferred | AG-62MM-1 | Dual | 300.0 A | IGBT4 - E4 | 1.75 V | 1.65 V | 62 mm |
| FF300R12KE4_B2 | active and preferred | AG-62MM-1 | Dual | 300.0 A | IGBT4 - E4 | 1.75 V | 1.65 V | 62 mm |
| FF225R12ME4 | active | AG-ECONOD-3 | Dual | 225.0 A | IGBT4 - E4 | 1.85 V | 1.65 V | EconoDUAL™ 3 |
| FF225R12ME4_B11 | active and preferred | AG-ECONOD-3 | Dual | 225.0 A | IGBT4 - E4 | 1.85 V | 1.65 V | EconoDUAL™ 3 |
| FF200R12KE4 | active and preferred | AG-62MM-1 | Dual | 200.0 A | IGBT4 - E4 | 1.75 V | 1.65 V | 62 mm |
| IGBT4 - E4, Single switch | | | | | | | | |
| FZ2400R12HE4_B9 | active and preferred | AG-IHMB190-2 | Single switch | 2400.0 A | IGBT4 - E4 | 1.75 V | 1.8 V | IHM B 190 mm |
| FZ1800R12HE4_B9 | active and preferred | AG-IHMB190-2 | Single switch | 1800.0 A | IGBT4 - E4 | 1.75 V | 1.8 V | IHM B 190 mm |
| FZ1200R12HE4 | active and preferred | A-IHMB130-2 | Single switch | 1200.0 A | IGBT4 - E4 | 1.75 V | 1.8 V | IHM B 130 mm |
| FZ900R12KE4 | active and preferred | AG-62MM-2 | Single switch | 900.0 A | IGBT4 - E4 | 1.75 V | 1.9 V | 62 mm |
| FZ600R12KE4 | active and preferred | AG-62MM-2 | Single switch | 600.0 A | IGBT4 - E4 | 1.75 V | 1.8 V | 62 mm |
| FZ400R12KE4 | active and preferred | AG-62MM-2 | Single switch | 400.0 A | IGBT4 - E4 | 1.75 V | 1.65 V | 62 mm |

Further information about additional modules especially those with pre-applied TIM, PrimePACK™ with IGBT5 and .XT as well as our new XHP™ platform can be found on our website: www.infineon.com/igbtmodules

IGBT modules up to 1200 V

| Product | Product status | Packages | Configuration | $I_{C(nom)} / I_{F(nom)}$ [A] | Technology | $V_{CE(sat)}$ ($T_{vj}=25^{\circ}\text{C typ}$) [V] | V_F ($T_{vj}=25^{\circ}\text{C typ}$) [V] | Housing |
|----------------------------------|----------------------|--------------|---------------|----------------------------------|------------|--|--|----------------|
| IGBT4 - E4, Sixpack | | | | | | | | |
| FS450R12OE4 | active and preferred | AG-ECONOPP-2 | Sixpack | 450.0 A | IGBT4 - E4 | 1.75 V | 1.65 V | EconoPACK™ + D |
| FS300R12OE4 | active and preferred | AG-ECONOPP-2 | Sixpack | 300.0 A | IGBT4 - E4 | 1.75 V | 1.65 V | EconoPACK™ + D |
| FS225R12OE4 | active and preferred | AG-ECONOPP-2 | Sixpack | 225.0 A | IGBT4 - E4 | 1.85 V | 1.65 V | EconoPACK™ + D |
| IGBT4 - P4, Chopper | | | | | | | | |
| DF1400R12IP4D | active and preferred | AG-PRIME3-1 | Chopper | 1400.0 A | IGBT4 - P4 | 1.75 V | 1.65 V | PrimePACK™ 3 |
| FD1400R12IP4D | active and preferred | AG-PRIME3-1 | Chopper | 1400.0 A | IGBT4 - P4 | 1.75 V | 1.65 V | PrimePACK™ 3 |
| DF900R12IP4D | active and preferred | AG-PRIME2-1 | Chopper | 900.0 A | IGBT4 - P4 | 1.7 V | 1.65 V | PrimePACK™ 2 |
| DF900R12IP4DV | active and preferred | AG-PRIME2-1 | Chopper | 900.0 A | IGBT4 - P4 | 1.7 V | 1.65 V | PrimePACK™ 2 |
| FD900R12IP4D | active and preferred | AG-PRIME2-1 | Chopper | 900.0 A | IGBT4 - P4 | 1.7 V | 1.65 V | PrimePACK™ 2 |
| FD900R12IP4DV | active and preferred | AG-PRIME2-1 | Chopper | 900.0 A | IGBT4 - P4 | 1.7 V | 1.65 V | PrimePACK™ 2 |
| DF600R12IP4D | active | AG-PRIME2-1 | Chopper | 600.0 A | IGBT4 - P4 | 1.7 V | 1.65 V | PrimePACK™ 2 |
| IGBT4 - P4, Dual | | | | | | | | |
| FF1400R12IP4 | active and preferred | AG-PRIME3-1 | Dual | 1400.0 A | IGBT4 - P4 | 1.75 V | 1.9 V | PrimePACK™ 3 |
| FF900R12IP4 | active and preferred | AG-PRIME2-1 | Dual | 900.0 A | IGBT4 - P4 | 1.7 V | 1.9 V | PrimePACK™ 2 |
| FF900R12IP4V | active and preferred | AG-PRIME2-1 | Dual | 900.0 A | IGBT4 - P4 | 1.7 V | 1.9 V | PrimePACK™ 2 |
| FF900R12IP4D | active and preferred | AG-PRIME2-1 | Dual | 900.0 A | IGBT4 - P4 | 1.7 V | 1.65 V | PrimePACK™ 2 |
| FF900R12IP4DV | active and preferred | AG-PRIME2-1 | Dual | 900.0 A | IGBT4 - P4 | 1.7 V | 1.65 V | PrimePACK™ 2 |
| FF600R12IP4 | active and preferred | AG-PRIME2-1 | Dual | 600.0 A | IGBT4 - P4 | 1.7 V | 1.8 V | PrimePACK™ 2 |
| FF600R12IP4V | active and preferred | AG-PRIME2-1 | Dual | 600.0 A | IGBT4 - P4 | 1.7 V | 1.8 V | PrimePACK™ 2 |
| IGBT4 - P4, Single switch | | | | | | | | |
| FZ3600R12HP4 | active and preferred | AG-IHMB190-2 | Single switch | 3600.0 A | IGBT4 - P4 | 1.7 V | 1.8 V | IHM B 190 mm |
| FZ2400R12HP4_B9 | active and preferred | AG-IHMB190-2 | Single switch | 2400.0 A | IGBT4 - P4 | 1.7 V | 1.8 V | IHM B 190 mm |
| FZ2400R12HP4 | active and preferred | A-IHMB130-2 | Single switch | 2400.0 A | IGBT4 - P4 | 1.7 V | 1.8 V | IHM B 130 mm |
| FZ1800R12HP4_B9 | active and preferred | AG-IHMB190-2 | Single switch | 1800.0 A | IGBT4 - P4 | 1.7 V | 1.8 V | IHM B 190 mm |
| FZ1600R12HP4 | active and preferred | A-IHMB130-2 | Single switch | 1600.0 A | IGBT4 - P4 | 1.7 V | 1.8 V | IHM B 130 mm |
| FZ1200R12HP4 | active and preferred | A-IHMB130-2 | Single switch | 1200.0 A | IGBT4 - P4 | 1.7 V | 1.8 V | IHM B 130 mm |
| FZ900R12KP4 | active and preferred | AG-62MM-2 | Single switch | 900.0 A | IGBT4 - P4 | 1.7 V | 1.9 V | 62 mm |
| FZ600R12KP4 | active and preferred | AG-62MM-2 | Single switch | 600.0 A | IGBT4 - P4 | 1.7 V | 1.8 V | 62 mm |
| FZ400R12KP4 | active and preferred | AG-62MM-2 | Single switch | 400.0 A | IGBT4 - P4 | 1.7 V | 1.65 V | 62 mm |
| IGBT3 - T3, 3-level | | | | | | | | |
| FF400R12KT3_E | active | AG-62MM-1 | Dual | 400.0 A | IGBT3 - T3 | 1.7 V | 1.65 V | 62 mm |
| FF300R12KT3_E | active | AG-62MM-1 | Dual | 300.0 A | IGBT3 - T3 | 1.7 V | 1.65 V | 62 mm |
| FF200R12KT3_E | active | AG-62MM-1 | Dual | 200.0 A | IGBT3 - T3 | 1.7 V | 1.65 V | 62 mm |

Further information about additional modules especially those with pre-applied TIM, PrimePACK™ with IGBT5 and .XT as well as our new XHP™ platform can be found on our website: www.infineon.com/igbtmodules

Bare dies

Discrete

IGBT modules

IPMs

Stacks & boards

Driver & controller

SiC

Presspacks

SCR / diode modules

Solid state relays

IGBT modules up to 1200 V

| Product | Product status | Packages | Configuration | $I_{C(nom)} / I_{F(nom)}$ [A] | Technology | $V_{CE(sat)}$ ($T_{vj}=25^{\circ}\text{C typ}$) [V] | V_F ($T_{vj}=25^{\circ}\text{C typ}$) [V] | Housing |
|----------------------------|----------------------|--------------|---------------------------------|----------------------------------|------------|--|--|--------------|
| IGBT3 - T3, Dual | | | | | | | | |
| FF400R12KT3 | active | AG-62MM-1 | Dual | 400.0 A | IGBT3 - T3 | 1.7 V | 1.65 V | 62 mm |
| FF300R12KT3 | active | AG-62MM-1 | Dual | 300.0 A | IGBT3 - T3 | 1.7 V | 1.65 V | 62 mm |
| FF200R12KT3 | active | AG-62MM-1 | Dual | 200.0 A | IGBT3 - T3 | 1.7 V | 1.65 V | 62 mm |
| FF150R12KT3G | active | AG-62MM-1 | Dual | 150.0 A | IGBT3 - T3 | 1.7 V | 1.65 V | 62 mm |
| FF150R12YT3 | active and preferred | AG-EASY2-1 | Dual | 150.0 A | IGBT3 - T3 | 1.7 V | 1.65 V | EasyDUAL 2 |
| FF100R12YT3_B60 | active and preferred | AG-EASY2-1 | Dual | 100.0 A | IGBT3 - T3 | 1.7 V | 1.65 V | EasyDUAL 2 |
| FF75R12YT3 | active and preferred | AG-EASY2-1 | Dual | 75.0 A | IGBT3 - T3 | 1.8 V | 1.75 V | EasyDUAL 2 |
| IGBT3 - T3, PIM | | | | | | | | |
| FP75R12KT3 | active and preferred | AG-ECONO3-3 | PIM three phase input rectifier | 75.0 A | IGBT3 - T3 | 1.7 V | 1.65 V | EconoPIM™ 3 |
| FP50R12KT3 | active and preferred | AG-ECONO3-3 | PIM three phase input rectifier | 50.0 A | IGBT3 - T3 | 1.7 V | 1.65 V | EconoPIM™ 3 |
| FP40R12KT3G | active and preferred | AG-ECONO3-3 | PIM three phase input rectifier | 40.0 A | IGBT3 - T3 | 1.8 V | 1.75 V | EconoPIM™ 3 |
| FP40R12KT3 | active and preferred | AG-ECONO2-5 | PIM three phase input rectifier | 40.0 A | IGBT3 - T3 | 1.8 V | 1.75 V | EconoPIM™ 2 |
| FP25R12KT3 | active and preferred | AG-ECONO2-5 | PIM three phase input rectifier | 25.0 A | IGBT3 - T3 | 1.7 V | 1.65 V | EconoPIM™ 2 |
| FP15R12KT3 | active and preferred | AG-ECONO2-5 | PIM three phase input rectifier | 15.0 A | IGBT3 - T3 | 1.7 V | 1.65 V | EconoPIM™ 2 |
| IGBT3 - T3, Sixpack | | | | | | | | |
| FS150R12KT3 | active and preferred | AG-ECONO3-4 | Sixpack | 150.0 A | IGBT3 - T3 | 1.7 V | 1.65 V | EconoPACK™ 3 |
| FS100R12KT3 | active and preferred | AG-ECONO3-4 | Sixpack | 100.0 A | IGBT3 - T3 | 1.7 V | 1.65 V | EconoPACK™ 3 |
| FS75R12KT3G | active and preferred | AG-ECONO3-4 | Sixpack | 75.0 A | IGBT3 - T3 | 1.7 V | 1.65 V | EconoPACK™ 3 |
| FS75R12KT3 | active and preferred | AG-ECONO2-6 | Sixpack | 75.0 A | IGBT3 - T3 | 1.7 V | 1.65 V | EconoPACK™ 2 |
| FS50R12KT3 | active and preferred | AG-ECONO2-6 | Sixpack | 50.0 A | IGBT3 - T3 | 1.7 V | 1.65 V | EconoPACK™ 2 |
| FS35R12KT3 | active and preferred | AG-ECONO2-6 | Sixpack | 35.0 A | IGBT3 - T3 | 1.7 V | 1.65 V | EconoPACK™ 2 |
| FS25R12KT3 | active and preferred | AG-ECONO2-6 | Sixpack | 25.0 A | IGBT3 - T3 | 1.7 V | 1.65 V | EconoPACK™ 2 |
| FS15R12VT3 | active and preferred | AG-EASY750-1 | Sixpack | 15.0 A | IGBT3 - T3 | 1.7 V | 1.65 V | EasyPACK 750 |
| FS10R12VT3 | active and preferred | AG-EASY750-1 | Sixpack | 10.0 A | IGBT3 - T3 | 1.9 V | 1.65 V | EasyPACK 750 |
| IGBT3 - E3, Chopper | | | | | | | | |
| DF400R12KE3 | active and preferred | AG-62MM-1 | Chopper | 400.0 A | IGBT3 - E3 | 1.7 V | 1.65 V | 62 mm |
| FD400R12KE3 | active and preferred | AG-62MM-1 | Chopper | 400.0 A | IGBT3 - E3 | 1.7 V | 1.65 V | 62 mm |
| DF300R12KE3 | active and preferred | AG-62MM-1 | Chopper | 300.0 A | IGBT3 - E3 | 1.7 V | 1.65 V | 62 mm |
| FD300R12KE3 | active and preferred | AG-62MM-1 | Chopper | 300.0 A | IGBT3 - E3 | 1.7 V | 1.65 V | 62 mm |
| DF200R12KE3 | active and preferred | AG-62MM-1 | Chopper | 200.0 A | IGBT3 - E3 | 1.7 V | 1.65 V | 62 mm |
| FD200R12KE3 | active and preferred | AG-62MM-1 | Chopper | 200.0 A | IGBT3 - E3 | 1.7 V | 1.65 V | 62 mm |

Further information about additional modules especially those with pre-applied TIM, PrimePACK™ with IGBT5 and .XT as well as our new XHP™ platform can be found on our website: www.infineon.com/igbtmodules

IGBT modules up to 1200 V

| Product | Product status | Packages | Configuration | $I_{C(nom)} / I_{F(nom)}$ [A] | Technology | $V_{CE(sat)}$ ($T_{vj}=25^{\circ}\text{C typ}$) [V] | V_F ($T_{vj}=25^{\circ}\text{C typ}$) [V] | Housing |
|----------------------------------|----------------------|-------------|---------------------------------|----------------------------------|------------|--|--|--------------|
| IGBT3 - E3, Dual | | | | | | | | |
| FF1200R12KE3 | active and preferred | A-IHM130-2 | Dual | 1200.0 A | IGBT3 - E3 | 1.7 V | 2.2 V | IHM 130 mm |
| FF800R12KE3 | active and preferred | A-IHM130-2 | Dual | 800.0 A | IGBT3 - E3 | 1.7 V | 2.2 V | IHM 130 mm |
| FF600R12KE3 | active and preferred | A-IHM130-2 | Dual | 600.0 A | IGBT3 - E3 | 1.7 V | 2.0 V | IHM 130 mm |
| FF400R12KE3 | active | AG-62MM-1 | Dual | 400.0 A | IGBT3 - E3 | 1.7 V | 1.65 V | 62 mm |
| FF400R12KE3_B2 | active | AG-62MM-1 | Dual | 400.0 A | IGBT3 - E3 | 1.7 V | 1.65 V | 62 mm |
| FF300R12KE3 | active | AG-62MM-1 | Dual | 300.0 A | IGBT3 - E3 | 1.7 V | 1.65 V | 62 mm |
| FF200R12KE3 | active | AG-62MM-1 | Dual | 200.0 A | IGBT3 - E3 | 1.7 V | 1.65 V | 62 mm |
| FF150R12KE3G | active | AG-62MM-1 | Dual | 150.0 A | IGBT3 - E3 | 1.7 V | 1.65 V | 62 mm |
| IGBT3 - E3, PIM | | | | | | | | |
| FP75R12KE3 | active and preferred | AG-ECONO3-3 | PIM three phase input rectifier | 75.0 A | IGBT3 - E3 | 1.7 V | 1.65 V | EconoPIM™ 3 |
| FP50R12KE3 | active and preferred | AG-ECONO3-3 | PIM three phase input rectifier | 50.0 A | IGBT3 - E3 | 1.7 V | 1.65 V | EconoPIM™ 3 |
| FP40R12KE3G | active and preferred | AG-ECONO3-3 | PIM three phase input rectifier | 40.0 A | IGBT3 - E3 | 1.8 V | 1.75 V | EconoPIM™ 3 |
| FP40R12KE3 | active and preferred | AG-ECONO2-5 | PIM three phase input rectifier | 40.0 A | IGBT3 - E3 | 1.8 V | 1.75 V | EconoPIM™ 2 |
| FP25R12KE3 | active and preferred | AG-ECONO2-5 | PIM three phase input rectifier | 25.0 A | IGBT3 - E3 | 1.7 V | 1.65 V | EconoPIM™ 2 |
| FP15R12KE3G | active and preferred | AG-ECONO2-5 | PIM three phase input rectifier | 15.0 A | IGBT3 - E3 | 1.7 V | 1.65 V | EconoPIM™ 2 |
| IGBT3 - E3, Single switch | | | | | | | | |
| FZ3600R12KE3 | active and preferred | A-IHM190-2 | Single switch | 3600.0 A | IGBT3 - E3 | 1.7 V | 2.2 V | IHM 190 mm |
| FZ2400R12KE3 | active and preferred | A-IHM130-2 | Single switch | 2400.0 A | IGBT3 - E3 | 1.7 V | 2.2 V | IHM 130 mm |
| FZ1600R12KE3 | active and preferred | A-IHM130-2 | Single switch | 1600.0 A | IGBT3 - E3 | 1.7 V | 2.2 V | IHM 130 mm |
| FZ800R12KE3 | active | AG-62MM-2 | Single switch | 800.0 A | IGBT3 - E3 | 1.7 V | 2.2 V | 62 mm |
| FZ600R12KE3 | active | AG-62MM-2 | Single switch | 600.0 A | IGBT3 - E3 | 1.7 V | 1.65 V | 62 mm |
| FZ400R12KE3 | active | AG-62MM-2 | Single switch | 400.0 A | IGBT3 - E3 | 1.7 V | 1.65 V | 62 mm |
| FZ400R12KE3B1 | active | AG-62MM-2 | Single switch | 400.0 A | IGBT3 - E3 | 1.7 V | 1.65 V | 62 mm |
| FD400R12KE3_B5 | active | AG-62MM-1 | Single switch | 400.0 A | IGBT3 - E3 | 1.7 V | 1.65 V | 62 mm |
| FZ300R12KE3G | active | AG-62MM-2 | Single switch | 300.0 A | IGBT3 - E3 | 1.7 V | 1.65 V | 62 mm |
| IGBT3 - E3, Sixpack | | | | | | | | |
| FS150R12KE3 | active and preferred | AG-ECONO3-4 | Sixpack | 150.0 A | IGBT3 - E3 | 1.7 V | 1.65 V | EconoPACK™ 3 |
| FS100R12KE3 | active and preferred | AG-ECONO3-4 | Sixpack | 100.0 A | IGBT3 - E3 | 1.7 V | 1.65 V | EconoPACK™ 3 |
| FS75R12KE3G | active and preferred | AG-ECONO3-4 | Sixpack | 75.0 A | IGBT3 - E3 | 1.7 V | 1.65 V | EconoPACK™ 3 |
| FS75R12KE3_B9 | active and preferred | AG-ECONO2-6 | Sixpack | 75.0 A | IGBT3 - E3 | 1.7 V | 1.65 V | EconoPACK™ 2 |
| FS75R12KE3 | active and preferred | AG-ECONO2-6 | Sixpack | 75.0 A | IGBT3 - E3 | 1.7 V | 1.65 V | EconoPACK™ 2 |
| FS50R12KE3 | active and preferred | AG-ECONO2-6 | Sixpack | 50.0 A | IGBT3 - E3 | 1.7 V | 1.65 V | EconoPACK™ 2 |
| FS35R12KE3G | active and preferred | AG-ECONO2-6 | Sixpack | 35.0 A | IGBT3 - E3 | 1.7 V | 1.65 V | EconoPACK™ 2 |
| FS25R12KE3G | active and preferred | AG-ECONO2-6 | Sixpack | 25.0 A | IGBT3 - E3 | 1.7 V | 1.65 V | EconoPACK™ 2 |

Further information about additional modules especially those with pre-applied TIM, PrimePACK™ with IGBT5 and .XT as well as our new XHP™ platform can be found on our website: www.infineon.com/igbtmodules

Bare dies

Discrete

IGBT modules

IPMs

Stacks & boards

Driver & controller

SiC

Presspacks

SCR / diode modules

Solid state relays

IGBT modules up to 1200 V

| Product | Product status | Packages | Configuration | $I_{C(nom)} / I_{F(nom)}$ [A] | Technology | $V_{CE(sat)}$ ($T_{vj}=25^{\circ}\text{C typ}$) [V] | V_F ($T_{vj}=25^{\circ}\text{C typ}$) [V] | Housing |
|------------------------------------|----------------------|-------------|---------------------------------|----------------------------------|------------|--|--|--------------|
| IGBT2 - Fast, Single switch | | | | | | | | |
| FZ600R12KS4 | active | AG-62MM-2 | Single switch | 600.0 A | IGBT2 Fast | 3.2 V | 2.0 V | 62 mm |
| FZ400R12KS4 | active | AG-62MM-2 | Single switch | 400.0 A | IGBT2 Fast | 3.2 V | 2.0 V | 62 mm |
| FD300R12KS4_B5 | active | AG-62MM-1 | Single switch | 300.0 A | IGBT2 Fast | 3.2 V | 2.0 V | 62 mm |
| IGBT2 - Fast, Chopper | | | | | | | | |
| FD300R12KS4 | active | AG-62MM-1 | Chopper | 300.0 A | IGBT2 Fast | 3.2 V | 2.0 V | 62 mm |
| IGBT2 - Fast, Dual | | | | | | | | |
| FF600R12IS4F | active and preferred | AG-PRIME2-1 | Dual | 600.0 A | IGBT2 Fast | 3.2 V | 1.6 V | PrimePACK™ 2 |
| FF300R12MS4 | active and preferred | AG-ECONOD-3 | Dual | 300.0 A | IGBT2 Fast | 3.2 V | 2.0 V | EconoDUAL™ 3 |
| FF225R12MS4 | active and preferred | AG-ECONOD-3 | Dual | 225.0 A | IGBT2 Fast | 3.2 V | 2.0 V | EconoDUAL™ 3 |
| FF150R12MS4G | active and preferred | AG-ECONOD-3 | Dual | 150.0 A | IGBT2 Fast | 3.2 V | 2.0 V | EconoDUAL™ 3 |
| FF300R12KS4 | active | AG-62MM-1 | Dual | 300.0 A | IGBT2 Fast | 3.2 V | 2.0 V | 62 mm |
| FF200R12KS4 | active | AG-62MM-1 | Dual | 200.0 A | IGBT2 Fast | 3.2 V | 2.0 V | 62 mm |
| FF150R12KS4 | active | AG-62MM-1 | Dual | 150.0 A | IGBT2 Fast | 3.2 V | 2.0 V | 62 mm |
| FF150R12KS4_B2 | active | AG-62MM-1 | Dual | 150.0 A | IGBT2 Fast | 3.2 V | 2.0 V | 62 mm |
| FF100R12KS4 | active | AG-62MM-1 | Dual | 100.0 A | IGBT2 Fast | 3.2 V | 2.0 V | 62 mm |
| IGBT2 - Fast, Fourpack | | | | | | | | |
| F4-150R12KS4 | active and preferred | AG-ECONO3-4 | Fourpack | 150.0 A | IGBT2 Fast | 3.2 V | 2.3 V | EconoPACK™ 3 |
| F4-100R12KS4 | active and preferred | AG-ECONO3-4 | Fourpack | 100.0 A | IGBT2 Fast | 3.2 V | 2.0 V | EconoPACK™ 3 |
| F4-75R12KS4 | active and preferred | AG-ECONO2-6 | Fourpack | 75.0 A | IGBT2 Fast | 3.2 V | 2.0 V | EconoPACK™ 2 |
| F4-75R12KS4_B11 | active and preferred | AG-ECONO2-6 | Fourpack | 75.0 A | IGBT2 Fast | 3.2 V | 2.0 V | EconoPACK™ 2 |
| F4-50R12KS4 | active and preferred | AG-ECONO2-6 | Fourpack | 50.0 A | IGBT2 Fast | 3.2 V | 2.0 V | EconoPACK™ 2 |
| F4-50R12KS4_B11 | active and preferred | AG-ECONO2-6 | Fourpack | 50.0 A | IGBT2 Fast | 3.2 V | 2.0 V | EconoPACK™ 2 |
| IGBT2 - Fast, PIM | | | | | | | | |
| FP50R12KS4C | active and preferred | AG-ECONO3-3 | PIM three phase input rectifier | 50.0 A | IGBT2 Fast | 3.2 V | 1.75 V | EconoPIM™ 3 |
| FP25R12KS4C | active and preferred | AG-ECONO2-5 | PIM three phase input rectifier | 25.0 A | IGBT2 Fast | 3.2 V | 2.05 V | EconoPIM™ 2 |
| FP15R12KS4C | active and preferred | AG-ECONO2-5 | PIM three phase input rectifier | 15.0 A | IGBT2 Fast | 3.2 V | 1.75 V | EconoPIM™ 2 |
| IGBT2 - Fast, Sixpack | | | | | | | | |
| FS100R12KS4 | active and preferred | AG-ECONO3-1 | Sixpack | 100.0 A | IGBT2 Fast | 3.2 V | 2.0 V | EconoPACK™ 3 |
| Diode | | | | | | | | |
| DD1200S12H4 | active and preferred | A-IHMB130-2 | Diodes | 1200.0 A | Diode | - | 1.8 V | IHM B 130 mm |

Further information about additional modules especially those with pre-applied TIM, PrimePACK™ with IGBT5 and .XT as well as our new XHP™ platform can be found on our website: www.infineon.com/igbtmodules

IGBT modules up to 1600V / 1700V

| Product | Product status | Packages | Configuration | $I_{C(nom)} / I_{F(nom)}$ [A] | Technology | $V_{CE(sat)}$ ($T_{vj}=25^{\circ}\text{C}$ typ) [V] | V_F ($T_{vj}=25^{\circ}\text{C}$ typ) [V] | Housing |
|---------------------------|----------------------|--------------|---------------|----------------------------------|------------|---|---|--------------|
| IGBT4 - E4, Chopper | | | | | | | | |
| DF1000R17IE4 | active and preferred | AG-PRIME3-1 | Chopper | 1000.0 | IGBT4 - E4 | 2.0 | 1.85 | PrimePACK™ 3 |
| DF1000R17IE4D_B2 | active and preferred | AG-PRIME3-1 | Chopper | 1000.0 | IGBT4 - E4 | 2.0 | 1.7 | PrimePACK™ 3 |
| FD1000R17IE4 | active and preferred | AG-PRIME3-1 | Chopper | 1000.0 | IGBT4 - E4 | 2.0 | 1.85 | PrimePACK™ 3 |
| FD1000R17IE4D_B2 | active | AG-PRIME3-1 | Chopper | 1000.0 | IGBT4 - E4 | 2.0 | 1.7 | PrimePACK™ 3 |
| DF650R17IE4 | active | AG-PRIME2-1 | Chopper | 650.0 | IGBT4 - E4 | 2.0 | 1.85 | PrimePACK™ 2 |
| FD650R17IE4 | active | AG-PRIME2-1 | Chopper | 650.0 | IGBT4 - E4 | 2.0 | 1.85 | PrimePACK™ 2 |
| IGBT4 - E4, Dual | | | | | | | | |
| FF1000R17IE4 | active and preferred | AG-PRIME3-1 | Dual | 1000.0 | IGBT4 - E4 | 2.0 | 1.85 | PrimePACK™ 3 |
| FF1000R17IE4D_B2 | active and preferred | AG-PRIME3-1 | Dual | 1000.0 | IGBT4 - E4 | 2.0 | 1.7 | PrimePACK™ 3 |
| FF650R17IE4 | active and preferred | AG-PRIME2-1 | Dual | 650.0 | IGBT4 - E4 | 2.0 | 1.85 | PrimePACK™ 2 |
| FF650R17IE4V | active and preferred | AG-PRIME2-1 | Dual | 650.0 | IGBT4 - E4 | 2.0 | 1.85 | PrimePACK™ 2 |
| FF650R17IE4D_B2 | active and preferred | AG-PRIME2-1 | Dual | 650.0 | IGBT4 - E4 | 2.0 | 1.7 | PrimePACK™ 2 |
| FF600R17ME4 | active | AG-ECONOD-3 | Dual | 600.0 | IGBT4 - E4 | 1.95 | 1.8 | EconoDUAL™ 3 |
| FF600R17ME4_B11 | active and preferred | AG-ECONOD-3 | Dual | 600.0 | IGBT4 - E4 | 1.95 | 1.8 | EconoDUAL™ 3 |
| FF450R17IE4 | active and preferred | AG-PRIME2-1 | Dual | 450.0 | IGBT4 - E4 | 2.0 | 1.85 | PrimePACK™ 2 |
| FF450R17ME4 | active | AG-ECONOD-3 | Dual | 450.0 | IGBT4 - E4 | 1.95 | 1.8 | EconoDUAL™ 3 |
| FF450R17ME4_B11 | active and preferred | AG-ECONOD-3 | Dual | 450.0 | IGBT4 - E4 | 1.95 | 1.8 | EconoDUAL™ 3 |
| FF300R17ME4 | active | AG-ECONOD-3 | Dual | 300.0 | IGBT4 - E4 | 1.95 | 1.8 | EconoDUAL™ 3 |
| FF300R17ME4_B11 | active and preferred | AG-ECONOD-3 | Dual | 300.0 | IGBT4 - E4 | 1.95 | 1.8 | EconoDUAL™ 3 |
| FF300R17KE4 | active and preferred | AG-62MM-1 | Dual | 300.0 | IGBT4 - E4 | 1.95 | 1.8 | 62 mm |
| FF225R17ME4 | active | AG-ECONOD-3 | Dual | 225.0 | IGBT4 - E4 | 1.95 | 1.8 | EconoDUAL™ 3 |
| FF225R17ME4_B11 | active and preferred | AG-ECONOD-3 | Dual | 225.0 | IGBT4 - E4 | 1.95 | 1.8 | EconoDUAL™ 3 |
| FF200R17KE4 | active and preferred | AG-62MM-1 | Dual | 200.0 | IGBT4 - E4 | 1.95 | 1.8 | 62 mm |
| FF150R17KE4 | active and preferred | AG-62MM-1 | Dual | 150.0 | IGBT4 - E4 | 1.95 | 1.65 | 62 mm |
| IGBT4 - E4, Single switch | | | | | | | | |
| FZ3600R17HE4 | active and preferred | AG-IHMB190-2 | Single switch | 3600.0 | IGBT4 - E4 | 1.95 | 1.8 | IHM B 190 mm |
| FZ2400R17HE4_B9 | active and preferred | AG-IHMB190-2 | Single switch | 2400.0 | IGBT4 - E4 | 1.95 | 1.8 | IHM B 190 mm |
| FZ1800R17HE4_B9 | active and preferred | AG-IHMB190-2 | Single switch | 1800.0 | IGBT4 - E4 | 1.95 | 1.8 | IHM B 190 mm |
| FZ1200R17HE4 | active and preferred | A-IHMB130-2 | Single switch | 1200.0 | IGBT4 - E4 | 1.95 | 1.8 | IHM B 130 mm |
| FZ600R17KE4 | active and preferred | AG-62MM-2 | Single switch | 600.0 | IGBT4 - E4 | 1.95 | 1.8 | 62 mm |
| FZ400R17KE4 | active and preferred | AG-62MM-2 | Single switch | 400.0 | IGBT4 - E4 | 1.95 | 1.8 | 62 mm |

Further information about additional modules especially those with pre-applied TIM, PrimePACK™ with IGBT5 and .XT as well as our new XHP™ platform can be found on our website: www.infineon.com/igbtmodules

Bare dies

Discrete

IGBT modules

IPMs

Stacks & boards

Driver & controller

SiC

Presspacks

SCR / diode modules

Solid state relays

IGBT modules up to 1600V / 1700V

| Product | Product status | Packages | Configuration | $I_{C(nom)} / I_{F(nom)}$ [A] | Technology | $V_{CE(sat)}$ ($T_{vj}=25^{\circ}\text{C}$ typ) [V] | V_F ($T_{vj}=25^{\circ}\text{C}$ typ) [V] | Housing |
|---------------------------|----------------------|--------------|---------------|----------------------------------|------------|---|---|----------------|
| IGBT4 - E4, Sixpack | | | | | | | | |
| FS500R170E4D | active and preferred | AG-ECONOPP-2 | Sixpack | 500.0 | IGBT4 - E4 | 1.95 | 1.7 | EconoPACK™ + D |
| FS450R170E4 | active and preferred | AG-ECONOPP-2 | Sixpack | 450.0 | IGBT4 - E4 | 1.95 | 1.8 | EconoPACK™ + D |
| FS300R170E4 | active and preferred | AG-ECONOPP-2 | Sixpack | 300.0 | IGBT4 - E4 | 1.95 | 1.8 | EconoPACK™ + D |
| FS225R170E4 | active and preferred | AG-ECONOPP-2 | Sixpack | 225.0 | IGBT4 - E4 | 1.95 | 1.8 | EconoPACK™ + D |
| FS150R17PE4 | active and preferred | AG-ECONO4-1 | Sixpack | 150.0 | IGBT4 - E4 | 1.95 | 1.8 | EconoPACK™ 4 |
| FS150R17N3E4 | active and preferred | AG-ECONO3-4 | Sixpack | 150.0 | IGBT4 - E4 | 1.95 | 1.8 | EconoPACK™ 3 |
| FS150R17N3E4_B11 | active and preferred | AG-ECONO3-4 | Sixpack | 150.0 | IGBT4 - E4 | 1.95 | 1.8 | EconoPACK™ 3 |
| FS100R17PE4 | active and preferred | AG-ECONO4-1 | Sixpack | 100.0 | IGBT4 - E4 | 1.95 | 1.8 | EconoPACK™ 4 |
| FS100R17N3E4 | active and preferred | AG-ECONO3-4 | Sixpack | 100.0 | IGBT4 - E4 | 1.95 | 1.8 | EconoPACK™ 3 |
| FS100R17N3E4_B11 | active and preferred | AG-ECONO3-4 | Sixpack | 100.0 | IGBT4 - E4 | 1.95 | 1.8 | EconoPACK™ 3 |
| IGBT4 - P4, Chopper | | | | | | | | |
| FD1600/1200R17HP4-K_B2 | active and preferred | AG-IHMB190-1 | Chopper | 1600.0 | IGBT4 - P4 | 1.9 | 1.65 | IHM B 190 mm |
| FD1600/1200R17HP4_B2 | active and preferred | AG-IHMB190-1 | Chopper | 1600.0 | IGBT4 - P4 | 1.9 | 1.65 | IHM B 190 mm |
| FD1200R17HP4-K_B2 | active and preferred | AG-IHMB130-1 | Chopper | 1200.0 | IGBT4 - P4 | 1.9 | 1.65 | IHM B 130 mm |
| FD800R17HP4-K_B2 | active and preferred | AG-IHMB130-1 | Chopper | 800.0 | IGBT4 - P4 | 1.9 | 1.65 | IHM B 130 mm |
| IGBT4 - P4, Dual | | | | | | | | |
| FF1400R17IP4 | active and preferred | AG-PRIME3-1 | Dual | 1400.0 | IGBT4 - P4 | 1.75 | 1.75 | PrimePACK™ 3 |
| FF1200R17KP4_B2 | active and preferred | A-IHM130-1 | Dual | 1200.0 | IGBT4 - P4 | 1.9 | 1.65 | IHM 130 mm |
| FF800R17KP4_B2 | active and preferred | A-IHM130-1 | Dual | 800.0 | IGBT4 - P4 | 1.9 | 1.55 | IHM 130 mm |
| IGBT4 - P4, Single switch | | | | | | | | |
| FZ3600R17HP4 | active and preferred | AG-IHMB190-2 | Single switch | 3600.0 | IGBT4 - P4 | 1.9 | 1.8 | IHM B 190 mm |
| FZ3600R17HP4_B2 | active and preferred | AG-IHMB190-1 | Single switch | 3600.0 | IGBT4 - P4 | 1.9 | 1.65 | IHM B 190 mm |
| FZ2400R17HP4_B9 | active and preferred | AG-IHMB190-2 | Single switch | 2400.0 | IGBT4 - P4 | 1.9 | 1.8 | IHM B 190 mm |
| FZ2400R17HP4_B28 | active and preferred | AG-IHMB190-1 | Single switch | 2400.0 | IGBT4 - P4 | 1.9 | 1.8 | IHM B 190 mm |
| FZ2400R17HP4_B29 | active and preferred | AG-IHMB190-1 | Single switch | 2400.0 | IGBT4 - P4 | 1.9 | 1.65 | IHM B 190 mm |
| FZ2400R17HP4 | active and preferred | A-IHMB130-2 | Single switch | 2400.0 | IGBT4 - P4 | 1.9 | 1.8 | IHM B 130 mm |
| FZ2400R17HP4_B2 | active and preferred | AG-IHMB130-1 | single switch | 2400.0 | IGBT4 - P4 | 1.9 | 1.65 | IHM B 130 mm |
| FZ1800R17HP4_B9 | active and preferred | AG-IHMB190-2 | Single switch | 1800.0 | IGBT4 - P4 | 1.9 | 1.8 | IHM B 190 mm |
| FZ1800R17HP4_B29 | active and preferred | AG-IHMB190-1 | Single switch | 1800.0 | IGBT4 - P4 | 1.9 | 1.65 | IHM B 190 mm |
| FZ1600R17HP4 | active and preferred | A-IHMB130-2 | Single switch | 1600.0 | IGBT4 - P4 | 1.9 | 1.8 | IHM B 130 mm |
| FZ1600R17HP4_B2 | active and preferred | AG-IHMB130-1 | Single switch | 1600.0 | IGBT4 - P4 | 1.9 | 1.65 | IHM B 130 mm |
| FZ1600R17HP4_B21 | active and preferred | AG-IHMB130-1 | Single switch | 1600.0 | IGBT4 - P4 | 1.9 | 1.8 | IHM B 130 mm |
| FZ1200R17HP4 | active and preferred | A-IHMB130-2 | Single switch | 1200.0 | IGBT4 - P4 | 1.9 | 1.8 | IHM B 130 mm |
| FZ1200R17HP4_B2 | active and preferred | AG-IHMB130-1 | Single switch | 1200.0 | IGBT4 - P4 | 1.9 | 1.65 | IHM B 130 mm |

Further information about additional modules especially those with pre-applied TIM, PrimePACK™ with IGBT5 and .XT as well as our new XHP™ platform can be found on our website: www.infineon.com/igbtmodules

IGBT modules up to 1600V / 1700V

| Product | Product status | Packages | Configuration | $I_{C(nom)}/I_{F(nom)}$ [A] | Technology | $V_{CE(sat)}$ ($T_{vj}=25^{\circ}\text{C}$ typ) [V] | V_F ($T_{vj}=25^{\circ}\text{C}$ typ) [V] | Housing |
|---------------------------|----------------------|--------------|---------------|--------------------------------|------------|---|---|--------------|
| IGBT3 - E3, Chopper | | | | | | | | |
| FD1200R17KE3-K | active | A-IHM130-2 | Chopper | 1200.0 | IGBT3 - E3 | 2.0 | 1.8 | IHM 130 mm |
| FD1200R17KE3-K_B2 | active | A-IHM130-1 | Chopper | 1200.0 | IGBT3 - E3 | 2.0 | 1.8 | IHM 130 mm |
| FD800R17KE3_B2 | active | A-IHM130-1 | Chopper | 800.0 | IGBT3 - E3 | 2.0 | 1.55 | IHM 130 mm |
| IGBT3 - E3, Chopper | | | | | | | | |
| FD600R17KE3_B2 | active | A-IHM130-1 | Chopper | 600.0 | IGBT3 - E3 | 2.0 | 1.6 | IHM 130 mm |
| FD600R17KE3-K_B5 | active and preferred | A-IHV130-6 | Chopper | 600.0 | IGBT3 - E3 | 2.0 | 1.6 | IHM 130 mm |
| IGBT3 - E3, Dual | | | | | | | | |
| FF1200R17KE3 | active | A-IHM130-2 | Dual | 1200.0 | IGBT3 - E3 | 2.0 | 1.8 | IHM 130 mm |
| FF1200R17KE3_B2 | active | A-IHM130-1 | Dual | 1200.0 | IGBT3 - E3 | 2.0 | 1.8 | IHM 130 mm |
| FF800R17KE3 | active | A-IHM130-2 | Dual | 800.0 | IGBT3 - E3 | 2.0 | 1.8 | IHM 130 mm |
| FF800R17KE3_B2 | active | A-IHM130-1 | Dual | 800.0 | IGBT3 - E3 | 2.0 | 1.55 | IHM 130 mm |
| FF600R17KE3 | active | A-IHM130-2 | Dual | 600.0 | IGBT3 - E3 | 2.0 | 1.8 | IHM 130 mm |
| FF600R17KE3_B2 | active | A-IHM130-1 | Dual | 600.0 | IGBT3 - E3 | 2.0 | 1.6 | IHM 130 mm |
| FF300R17KE3 | active | AG-62MM-1 | Dual | 300.0 | IGBT3 - E3 | 2.0 | 1.8 | 62 mm |
| FF200R17KE3 | active | AG-62MM-1 | Dual | 200.0 | IGBT3 - E3 | 2.0 | 1.8 | 62 mm |
| IGBT3 - E3, Single switch | | | | | | | | |
| FZ3600R17KE3_B2 | active | A-IHM190-1 | Single switch | 3600.0 | IGBT3 - E3 | 2.0 | 1.8 | IHM 190 mm |
| FZ2400R17KE3 | active | A-IHM130-2 | Single switch | 2400.0 | IGBT3 - E3 | 2.0 | 1.8 | IHM 130 mm |
| FZ1800R17KE3_B2 | active | A-IHM190-1 | Single switch | 1800.0 | IGBT3 - E3 | 2.0 | 1.6 | IHM 190 mm |
| FZ1600R17KE3 | active | A-IHM130-2 | Single switch | 1600.0 | IGBT3 - E3 | 2.0 | 1.8 | IHM 130 mm |
| FZ1600R17KE3_B2 | active | A-IHM130-1 | Single switch | 1600.0 | IGBT3 - E3 | 2.0 | 1.55 | IHM 130 mm |
| FZ1200R17KE3_B2 | active | A-IHM130-1 | Single switch | 1200.0 | IGBT3 - E3 | 2.0 | 1.6 | IHM 130 mm |
| FZ600R17KE3 | active | AG-62MM-2 | Single switch | 600.0 | IGBT3 - E3 | 2.0 | 1.8 | 62 mm |
| FZ600R17KE3_S4 | active | AG-62MM-2 | Single switch | 600.0 | IGBT3 - E3 | 2.0 | 1.8 | 62 mm |
| FZ400R17KE3 | active | AG-62MM-2 | Single switch | 400.0 | IGBT3 - E3 | 2.0 | 1.8 | 62 mm |
| IGBT3 - E3, Sixpack | | | | | | | | |
| FS100R17KE3 | active and preferred | AG-ECONO3-4 | Sixpack | 100.0 | IGBT3 - E3 | 2.0 | 1.8 | EconoPACK™ 3 |
| FS75R17KE3 | active and preferred | AG-ECONO3-4 | Sixpack | 75.0 | IGBT3 - E3 | 2.0 | 1.8 | EconoPACK™ 3 |
| FS50R17KE3_B17 | active and preferred | AG-ECONO2-6 | Sixpack | 50.0 | IGBT3 - E3 | 2.0 | 1.8 | EconoPACK™ 2 |
| Diode | | | | | | | | |
| DD1200S17H4_B2 | active and preferred | AG-IHMB130-1 | Diodes | 1200.0 | Diode | - | 1.8 | IHM B 130 mm |
| DD800S17H4_B2 | active and preferred | AG-IHMB130-1 | Diodes | 800.0 | Diode | - | 1.8 | IHM B 130 mm |
| DZ800S17K3 | active | AG-62MM-2 | Diodes | 800.0 | Diode | - | 1.8 | 62 mm |

Further information about additional modules especially those with pre-applied TIM, PrimePACK™ with IGBT5 and .XT as well as our new XHP™ platform can be found on our website: www.infineon.com/igbtmodules

Bare dies

Discrete

IGBT modules

IPMs

Stacks & boards

Driver & controller

SiC

Presspacks

SCR / diode modules

Solid state relays

IGBT modules up to 3300 V

| Product | Product status | Packages | Configuration | $I_{C(nom)} / I_{F(nom)}$ [A] | Technology | $V_{CE(sat)}$ ($T_{vj}=25^{\circ}\text{C}$ typ) [V] | V_F ($T_{vj}=25^{\circ}\text{C}$ typ) [V] | Housing |
|---------------------------------|----------------------|--------------|---------------|----------------------------------|----------------|---|---|--------------|
| PIM Three Phase Input Rectifier | | | | | | | | |
| FD1000R33HL3-K | active and preferred | AG-IHVB190-3 | Chopper | 1000.0 | IGBT3 - L3 | 2.4 | 2.25 | IHV B 190 mm |
| IGBT3 - L3, Single switch | | | | | | | | |
| FZ1000R33HL3 | active and preferred | AG-IHVB130-3 | Single switch | 1000.0 | IGBT3 - L3 | 2.4 | 2.25 | IHV B 130 mm |
| IGBT3 - E3, Chopper | | | | | | | | |
| FD1000R33HE3-K | active and preferred | AG-IHVB190-3 | Chopper | 1000.0 | IGBT3 - E3 | 2.55 | 3.1 | IHV B 190 mm |
| IGBT3 - E3, Single switch | | | | | | | | |
| FZ1500R33HE3 | active and preferred | AG-IHVB190-3 | Single switch | 1500.0 | IGBT3 - E3 | 2.55 | 3.1 | IHV B 190 mm |
| FZ1200R33HE3 | active and preferred | AG-IHVB190-3 | Single switch | 1200.0 | IGBT3 - E3 | 2.7 | 3.25 | IHV B 190 mm |
| FZ1000R33HE3 | active and preferred | AG-IHVB130-3 | Single switch | 1000.0 | IGBT3 - E3 | 2.55 | 3.1 | IHV B 130 mm |
| IGBT2 - Low Loss, Single switch | | | | | | | | |
| FZ400R33KL2C_B5 | active | A-IHV73-6 | Single switch | 400.0 | IGBT2 Low Loss | 3.0 | 2.6 | IHV 73 mm |
| IGBT2 - Standard, Chopper | | | | | | | | |
| FD800R33KF2C | active | A-IHV190-3 | Chopper | 800.0 | IGBT2 | 3.4 | 2.8 | IHV 190 mm |
| FD800R33KF2C-K | active | A-IHV190-3 | Chopper | 800.0 | IGBT2 | 3.4 | 2.8 | IHV 190 mm |
| FD400R33KF2C | active | A-IHV130-3 | Chopper | 400.0 | IGBT2 | 3.4 | 2.8 | IHV 130 mm |
| FD400R33KF2C-K | active | A-IHV130-3 | Chopper | 400.0 | IGBT2 | 3.4 | 2.8 | IHV 130 mm |
| IGBT2 - Standard, Dual | | | | | | | | |
| FF400R33KF2C | active | A-IHV130-3 | Dual | 400.0 | IGBT2 | 3.4 | 2.8 | IHV 130 mm |
| FF200R33KF2C | active | A-IHV73-3 | Dual | 200.0 | IGBT2 | 3.4 | 2.8 | IHV 73 mm |
| IGBT2 - Standard, Single switch | | | | | | | | |
| FZ1200R33KF2C | active | A-IHV190-3 | Single switch | 1200.0 | IGBT2 | 3.4 | 2.8 | IHV 190 mm |
| FZ800R33KF2C | active and preferred | A-IHV130-3 | Single switch | 800.0 | IGBT2 | 3.4 | 2.8 | IHV 130 mm |
| Diode | | | | | | | | |
| DD1200S33KL2C_B5 | active | A-IHV130-6 | Diodes | 1200.0 | Diode | - | 2.6 | IHV 130 mm |
| DD1200S33K2C | active | A-IHV130-3 | Diodes | 1200.0 | Diode | - | 2.8 | IHV 130 mm |
| DD1000S33HE3 | active and preferred | AG-IHVB130-3 | Diodes | 1000.0 | Diode | - | 3.1 | IHV B 130 mm |
| DD800S33K2C | active | A-IHV130-3 | Diodes | 800.0 | Diode | - | 2.8 | IHV 130 mm |
| DD500S33HE3 | active and preferred | AG-IHVB130-3 | Diodes | 500.0 | Diode | - | 3.1 | IHV B 130 mm |
| DD400S33KL2C | active | A-IHV73-3 | Diodes | 400.0 | Diode | - | 2.6 | IHV 73 mm |
| DD400S33K2C | active | A-IHV130-3 | Diodes | 400.0 | Diode | - | 2.8 | IHV 130 mm |
| DD200S33K2C | active | A-IHV73-3 | Diodes | 200.0 | Diode | - | 2.8 | IHV 73 mm |

Further information about additional modules especially those with pre-applied TIM, PrimePACK™ with IGBT5 and .XT as well as our new XHP™ platform can be found on our website: www.infineon.com/igbtmodules

IGBT modules up to 4500 V / 6500 V

| Product | Product status | Packages | Configuration | $I_{C(nom)} / I_{F(nom)}$ [A] | Technology | $V_{CE(sat)}$ ($T_{vj}=25^{\circ}\text{C typ}$) [V] | V_F ($T_{vj}=25^{\circ}\text{C typ}$) [V] | Housing |
|----------------------------------|----------------------|--------------|---------------|----------------------------------|------------|--|--|--------------|
| 4.5kV, IGBT3 - L3, Chopper | | | | | | | | |
| FD800R45KL3-K_B5 | active and preferred | A-IHV190-4 | Chopper | 800.0 | IGBT3 - L3 | 2.5 | 2.5 | IHV 190 mm |
| 4.5kV, IGBT3 - L3, Single switch | | | | | | | | |
| FZ1200R45HL3 | active and preferred | AG-IHVB190-4 | Single switch | 1200.0 | IGBT3 - L3 | 2.35 | 2.5 | IHM B 190 mm |
| FZ1200R45KL3_B5 | active and preferred | A-IHV190-4 | Single switch | 1200.0 | IGBT3 - L3 | 2.5 | 2.5 | IHV 190 mm |
| FZ800R45KL3_B5 | active and preferred | A-IHV130-4 | Single switch | 800.0 | IGBT3 - L3 | 2.5 | 2.5 | IHV 130 mm |
| 4.5kV, Diode | | | | | | | | |
| DD1200S45KL3_B5 | active and preferred | A-IHV130-4 | Diodes | 1200.0 | Diode | - | 2.5 | IHV 130 mm |
| DD400S45KL3_B5 | active and preferred | A-IHV130-4 | Diodes | 400.0 | Diode | - | 2.5 | IHV 130 mm |
| 6.5kV, IGBT3 - E3, Chopper | | | | | | | | |
| FD500R65KE3-K | active and preferred | A-IHV190-6 | Chopper | 500.0 | IGBT3 - E3 | 3.0 | 3.0 | IHV 190 mm |
| FD250R65KE3-K | active and preferred | A-IHV130-6 | Chopper | 250.0 | IGBT3 - E3 | 3.0 | 3.0 | IHV 130 mm |
| 6.5kV, IGBT3 - E3, Single switch | | | | | | | | |
| FZ750R65KE3 | active and preferred | A-IHV190-6 | Single switch | 750.0 | IGBT3 - E3 | 3.0 | 3.0 | IHV 190 mm |
| FZ600R65KE3 | active and preferred | A-IHV190-6 | Single switch | 600.0 | IGBT3 - E3 | 3.0 | 3.0 | IHV 190 mm |
| FZ500R65KE3 | active and preferred | A-IHV130-6 | Single switch | 500.0 | IGBT3 - E3 | 3.0 | 3.0 | IHV 130 mm |
| FZ400R65KE3 | active and preferred | A-IHV130-6 | Single switch | 400.0 | IGBT3 - E3 | 3.0 | 3.0 | IHV 130 mm |
| FZ250R65KE3 | active and preferred | A-IHV73-6 | Single switch | 250.0 | IGBT3 - E3 | 3.0 | 3.0 | IHV 73 mm |
| 6.5kV, Diode | | | | | | | | |
| DD750S65K3 | active and preferred | A-IHV130-6 | Diodes | 750.0 | Diode | - | 3.0 | IHV 130 mm |
| DD600S65K3 | active and preferred | A-IHV130-6 | Diodes | 600.0 | Diode | - | 3.0 | IHV 130 mm |
| DD500S65K3 | active and preferred | A-IHV130-6 | Diodes | 500.0 | Diode | - | 3.0 | IHV 130 mm |
| DD250S65K3 | active and preferred | A-IHV130-6 | Diodes | 250.0 | Diode | - | 3.0 | IHV 130 mm |

Further information about additional modules especially those with pre-applied TIM, PrimePACK™ with IGBT5 and .XT as well as our new XHP™ platform can be found on our website: www.infineon.com/igbtmodules

Bare dies

Discrete

IGBT modules

IPMs

Stacks & boards

Driver & controller

SiC

Presspacks

SCR / diode modules

Solid state relays



IPMs

Intelligent Power Modules

Intelligent Modules designed by Infineon represent a functional product family that is dedicated to useful integration of electronics into power modules. Depending on the level of power to be handled, Infineon offers a wide variety of semiconductors in different


packages and different voltage- and current classes. These Semiconductor products are separated in IRAM, μ IPM, CIPOS™ and MIPAQ™ module families.

Highlights




MIPAQ™ Pro

MIPAQ™ Pro intelligent power module (IPM) is a fully qualified and tested IPM integrating IGBTs, gate drivers, a heat sink, sensors, digital control electronics as well as digital bus communication. It comes in a half-bridge configuration with blocking voltages of 1200V and 1700V.
www.infineon.com/mipaq-pro



CIPOS™ IPMs

The energy-efficient CIPOS™ intelligent power module family with its latest Updates integrates various power and control components. Its design increases reliability, and can optimize PCB sizes and system costs. This simplifies the power design and reduces significantly the time to market.
www.infineon.com/cipos



IPMs™

Ultra compact, surface mount intelligent power modules designed for low power motor drive applications. The modules offer a combination of Infineon's FREDFET MOSFET or Trench IGBT technology and the industry benchmark high voltage, rugged driver in an ultra-compact packages. Available as 3 Phase Bridge or Half-bridge variation.
www.infineon.com/uIPM



IRAM – High Voltage 3 Phase Driver with IGBTs

The IRAM family of System-in-Package (SIP) shrinks and simplifies the design of appliance motor drive applications from 400 W up to 10kW. IRAM products integrate the inverter drive and protection circuitry in a single package utilizing IR advanced IGBT, ultra soft recovery diodes and rugged gate driver HVIC.
www.infineon.com/iram

Intelligent high power modules

| Product | Product status | Configuration | $I_{C(nom)} / I_{F(nom)}$ [A] | Technology | $V_{CE(sat)}$ ($T_{vj}=25^{\circ}\text{C}$ typ) [V] | V_F ($T_{vj}=25^{\circ}\text{C}$ typ) [V] | Housing |
|---------------------------|----------------------|---------------|----------------------------------|------------|---|---|--------------|
| IGBT4 - T4, sixpack serve | | | | | | | |
| IFS200V12PT4 | active | Sixpack | 200.0 | IGBT4 - T4 | 1.75 | 1.7 | EconoPACK™ 4 |
| IFS150V12PT4 | not for new design | Sixpack | 150.0 | IGBT4 - T4 | 1.75 | 1.7 | EconoPACK™ 4 |
| IFS100V12PT4 | active | Sixpack | 100.0 | IGBT4 - T4 | 1.75 | 1.7 | EconoPACK™ 4 |
| IGBT4 - E4, sixpack base | | | | | | | |
| IFS150B12N3E4_B31 | active and preferred | Sixpack | 150.0 | IGBT4 - E4 | 1.75 | 1.7 | EconoPACK™ 3 |
| IFS100B12N3E4_B31 | active and preferred | Sixpack | 100.0 | IGBT4 - E4 | 1.75 | 1.7 | EconoPACK™ 3 |
| IFS75B12N3E4_B31 | active and preferred | Sixpack | 75.0 | IGBT4 - E4 | 1.85 | 1.7 | EconoPACK™ 3 |
| IFS75B12N3E4_B32 | active and preferred | Sixpack | 75.0 | IGBT4 - E4 | 1.85 | 1.7 | EconoPACK™ 3 |

Bare dies

Discrete

IGBT
modules

IPMs

Stacks &
boardsDriver &
controller

SiC

Presspacks

SCR/diode
modulesSolid state
relays

Intelligent power modules

| Product | Package | Voltage class [V] | Pmot [W] @10kHz | $R_{DS(ON)}$ (max) [Ω] @25°C | Configuration | Built-in NTC | Family |
|---------------|----------|-------------------|-----------------|---------------------------------------|-------------------|--------------|------------|
| IRSM005-800MH | PQFN 7x8 | 40 | 165 | 0.005 | Motor half-bridge | no | μ IPM™ |
| IRSM005-301MH | PQFN 7x8 | 100 | 165 | 0.02 | Motor half-bridge | no | μ IPM™ |
| IRSM808-204MH | PQFN 8x9 | 250 | 205 | 0.15 | Motor half-bridge | no | μ IPM™ |
| IRSM807-045MH | PQFN 8x9 | 500 | 130 | 1.7 | Motor half-bridge | no | μ IPM™ |
| IRSM807-105MH | PQFN 8x9 | 500 | 205 | 0.8 | Motor half-bridge | no | μ IPM™ |
| IRSM808-105MH | PQFN 8x9 | 500 | 205 | 0.8 | Motor half-bridge | no | μ IPM™ |

| Product | Package | Voltage class [V] | Pmot [W] @10kHz | Rated current [A] @rms | Configuration | Built-in NTC | Family |
|------------------------|---------|-------------------|-----------------|------------------------|------------------------------|--------------|--------|
| 3 phase common emitter | | | | | | | |
| IGCM04G60GA | Mini | 600 | 600 | 4 | Motor 3 Phase Common Emitter | yes | CIPOS™ |
| IGCM04G60HA | Mini | 600 | 600 | 4 | Motor 3 Phase Common Emitter | no | CIPOS™ |
| IGCM06G60GA | Mini | 600 | 800 | 6 | Motor 3 Phase Common Emitter | yes | CIPOS™ |
| IGCM06G60HA | Mini | 600 | 800 | 6 | Motor 3 Phase Common Emitter | no | CIPOS™ |

| Product | Package | Voltage class [V] | Pmot [W] @10kHz | Rated current [A] @rms | Configuration | Built-in NTC | Family |
|-------------|---------|-------------------|-----------------|------------------------|---|--------------|--------|
| IGCM04B60GA | Mini | 600 | 600 | 4 | Motor 3 Phase common emitter with input rectifier | yes | CIPOS™ |
| IGCM04B60HA | Mini | 600 | 600 | 4 | Motor 3 Phase common emitter with input rectifier | no | CIPOS™ |
| IGCM06B60GA | Mini | 600 | 600 | 6 | Motor 3 Phase common emitter with input rectifier | yes | CIPOS™ |
| IGCM06B60HA | Mini | 600 | 600 | 6 | Motor 3 Phase common emitter with input rectifier | no | CIPOS™ |
| IKCM10B60GA | Mini | 600 | 800 | 10 | Motor 3 Phase common emitter with input rectifier | yes | CIPOS™ |
| IKCM10B60HA | Mini | 600 | 800 | 10 | Motor 3 Phase common emitter with input rectifier | no | CIPOS™ |

| Product | Package | Voltage class [V] | Pmot [W] @10kHz | $R_{DS(ON)}$ (max) [Ω] @25°C | Configuration | Built-in NTC | Family |
|---------------|------------|-------------------|-----------------|---------------------------------------|-----------------------------|--------------|------------|
| IRSM836-035MB | PQFN 12x12 | 500 | 70 | 2.2 | Motor 3 Phase Common Source | no | μ IPM™ |

Bare dies

Discrete

IGBT modules

IPMs

Stacks & boards

Driver & controller

SiC

Presspacks

SCR / diode modules

Solid state relays

Intelligent power modules

| Product | Package | Voltage class [V] | P _{mot} [W] @10kHz | Rated current [A] @rms | Configuration | Built-in NTC | Family |
|---------------|------------|-------------------|-----------------------------|------------------------|----------------------------|--------------|--------|
| IRSM506-076DA | DIP23 | 600 | 105 | 4 | Motor 3 phase open emitter | yes | μIPM™ |
| IRSM506-076PA | SOP23 | 600 | 105 | 4 | Motor 3 phase open emitter | yes | μIPM™ |
| IRSM516-076DA | DIP23 | 600 | 105 | 4 | Motor 3 phase open emitter | no | μIPM™ |
| IRSM516-076PA | SOP23 | 600 | 105 | 4 | Motor 3 phase open emitter | no | μIPM™ |
| IGCM04F60GA | Mini | 600 | 600 | 4 | Motor 3 phase open emitter | yes | CIPOS™ |
| IGCM04F60HA | Mini | 600 | 600 | 4 | Motor 3 phase open emitter | no | CIPOS™ |
| IRAM538-0865A | L- Frame | 600 | 800 | 8 | Motor 3 phase open emitter | yes | IRAM |
| IGCM06F60GA | Mini | 600 | 800 | 6 | Motor 3 phase open emitter | yes | CIPOS™ |
| IGCM06F60HA | Mini | 600 | 800 | 6 | Motor 3 phase open emitter | no | CIPOS™ |
| IRAM538-1065A | L- Frame | 600 | 1000 | 10 | Motor 3 phase open emitter | yes | IRAM |
| IGCM10F60GA | Mini | 600 | 1000 | 10 | Motor 3 phase open emitter | yes | CIPOS™ |
| IGCM10F60HA | Mini | 600 | 1000 | 10 | Motor 3 phase open emitter | no | CIPOS™ |
| IKCM10H60GA | Mini | 600 | 1000 | 10 | Motor 3 phase open emitter | yes | CIPOS™ |
| IKCM10H60HA | Mini | 600 | 1000 | 10 | Motor 3 phase open emitter | no | CIPOS™ |
| IRAM256-1067A | SIP1A Gen2 | 600 | 1200 | 10 | Motor 3 phase open emitter | yes | IRAM |
| IGCM15F60GA | Mini | 600 | 1200 | 15 | Motor 3 phase open emitter | yes | CIPOS™ |
| IGCM15F60HA | Mini | 600 | 1200 | 15 | Motor 3 phase open emitter | no | CIPOS™ |
| IKCM10L60GA | Mini | 600 | 1200 | 10 | Motor 3 phase open emitter | yes | CIPOS™ |
| IKCM10L60HA | Mini | 600 | 1200 | 10 | Motor 3 phase open emitter | no | CIPOS™ |
| IKCM15H60GA | Mini | 600 | 1200 | 15 | Motor 3 phase open emitter | yes | CIPOS™ |
| IKCM15H60HA | Mini | 600 | 1200 | 15 | Motor 3 phase open emitter | no | CIPOS™ |
| IRAM538-1565A | L- Frame | 600 | 1400 | 15 | Motor 3 phase open emitter | yes | IRAM |
| IRAM256-1567A | SIP1A Gen2 | 600 | 1400 | 15 | Motor 3 phase open emitter | yes | IRAM |
| IGCM20F60GA | Mini | 600 | 1600 | 20 | Motor 3 phase open emitter | yes | CIPOS™ |
| IGCM20F60HA | Mini | 600 | 1600 | 20 | Motor 3 phase open emitter | no | CIPOS™ |
| IKCM15F60GA | Mini | 600 | 1600 | 15 | Motor 3 phase open emitter | yes | CIPOS™ |
| IKCM15F60HA | Mini | 600 | 1600 | 15 | Motor 3 phase open emitter | no | CIPOS™ |
| IKCM15L60GA | Mini | 600 | 1600 | 15 | Motor 3 phase open emitter | yes | CIPOS™ |
| IKCM15L60HA | Mini | 600 | 1600 | 15 | Motor 3 phase open emitter | no | CIPOS™ |
| IRAM256-2067A | SIP1A Gen2 | 600 | 1800 | 20 | Motor 3 phase open emitter | yes | IRAM |
| IKCM20L60GA | Mini | 600 | 1800 | 20 | Motor 3 phase open emitter | yes | CIPOS™ |
| IKCM20L60HA | Mini | 600 | 1800 | 20 | Motor 3 phase open emitter | no | CIPOS™ |
| IKCM30F60GA | Mini | 600 | 2000 | 30 | Motor 3 phase open emitter | yes | CIPOS™ |
| IKCM30F60HA | Mini | 600 | 2000 | 30 | Motor 3 phase open emitter | no | CIPOS™ |
| IKCM15L60GD | Mini-DCB | 600 | 2200 | 15 | Motor 3 phase open emitter | yes | CIPOS™ |
| IKCM15L60HD | Mini-DCB | 600 | 2200 | 15 | Motor 3 phase open emitter | no | CIPOS™ |

Intelligent power modules

| Product | Package | Voltage class [V] | P _{mot} [W] @10kHz | Rated current [A] @rms | Configuration | Built-in NTC | Family |
|-------------|----------|-------------------|-----------------------------|------------------------|----------------------------|--------------|--------|
| IKCM20L60GD | Mini-DCB | 600 | 2400 | 20 | Motor 3 phase open emitter | yes | CIPOS™ |
| IKCM20L60HD | Mini-DCB | 600 | 2400 | 20 | Motor 3 phase open emitter | no | CIPOS™ |
| IKCM30F60GD | Mini-DCB | 600 | 2600 | 30 | Motor 3 phase open emitter | yes | CIPOS™ |
| IKCM30F60HD | Mini-DCB | 600 | 2600 | 30 | Motor 3 phase open emitter | no | CIPOS™ |

Bare dies

Discrete

IGBT
modules

IPMs

Stacks &
boardsDriver &
controller

SiC

Presspacks

SCR / diode
modulesSolid state
relays

Intelligent power modules

| Product | Package | Voltage class [V] | Pmot [W] @10kHz | R _{DS(ON)} (max) [Ω] @25°C | Configuration | Built-in NTC | Family |
|---------------|------------|-------------------|-----------------|-------------------------------------|-----------------------------|--------------|--------|
| IRSM505-024DA | DIP23 | 250 | 40 | 2.2 | 3 Phase Open Source | yes | μIPM™ |
| IRSM505-024PA | SOP23 | 250 | 40 | 2.2 | 3 Phase Open Source | yes | μIPM™ |
| IRSM515-024DA | DIP23 | 250 | 40 | 2.2 | 3 Phase Open Source | no | μIPM™ |
| IRSM515-024PA | SOP23 | 250 | 40 | 2.2 | 3 Phase Open Source | no | μIPM™ |
| IRSM836-024MA | PQFN 12x12 | 250 | 40 | 2.2 | 3 Phase Open Source | no | μIPM™ |
| IRSM836-044MA | PQFN 12x12 | 250 | 60 | 1.05 | 3 Phase Open Source | no | μIPM™ |
| IRSM505-044DA | DIP23 | 250 | 65 | 1.05 | 3 Phase Open Source | yes | μIPM™ |
| IRSM505-044PA | SOP23 | 250 | 65 | 1.05 | 3 Phase Open Source | yes | μIPM™ |
| IRSM515-044DA | DIP23 | 250 | 65 | 1.05 | 3 Phase Open Source | no | μIPM™ |
| IRSM515-044PA | SOP23 | 250 | 65 | 1.05 | 3 Phase Open Source | no | μIPM™ |
| IRSM836-084MA | PQFN 12x12 | 250 | 85 | 0.45 | Motor 3 Phase Open Source | no | μIPM™ |
| IRSM505-084DA | DIP23 | 250 | 95 | 0.45 | 3 Phase Open Source | yes | μIPM™ |
| IRSM505-084PA | SOP23 | 250 | 95 | 0.45 | 3 Phase Open Source | yes | μIPM™ |
| IRSM515-084DA | DIP23 | 250 | 95 | 0.45 | 3 Phase Open Source | no | μIPM™ |
| IRSM515-084PA | SOP23 | 250 | 95 | 0.45 | 3 Phase Open Source | no | μIPM™ |
| IRSM505-015DA | DIP23 | 500 | 50 | 6 | 3 Phase Open Source | yes | μIPM™ |
| IRSM505-015PA | SOP23 | 500 | 50 | 6 | 3 Phase Open Source | yes | μIPM™ |
| IRSM515-015DA | DIP23 | 500 | 50 | 6 | 3 Phase Open Source | no | μIPM™ |
| IRSM515-015PA | SOP23 | 500 | 50 | 6 | 3 Phase Open Source | no | μIPM™ |
| IRSM836-015MA | PQFN 12x12 | 500 | 50 | 6 | 3 Phase Open Source | no | μIPM™ |
| IRSM836-025MA | PQFN 12x12 | 500 | 55 | 4 | 3 Phase Open Source | no | μIPM™ |
| IRSM505-025DA | DIP23 | 500 | 60 | 4 | 3 Phase Open Source | yes | μIPM™ |
| IRSM505-025PA | SOP23 | 500 | 60 | 4 | 3 Phase Open Source | yes | μIPM™ |
| IRSM515-025DA | DIP23 | 500 | 60 | 4 | 3 Phase Open Source | no | μIPM™ |
| IRSM515-025PA | SOP23 | 500 | 60 | 4 | 3 Phase Open Source | no | μIPM™ |
| IRSM836-035MA | PQFN 12x12 | 500 | 70 | 2.2 | Motor 3 Phase Common Source | no | μIPM™ |
| IRSM505-035DA | DIP23 | 500 | 75 | 2.2 | 3 Phase Open Source | yes | μIPM™ |
| IRSM505-035PA | SOP23 | 500 | 75 | 2.2 | 3 Phase Open Source | yes | μIPM™ |
| IRSM515-035DA | DIP23 | 500 | 75 | 2.2 | 3 Phase Open Source | no | μIPM™ |
| IRSM515-035PA | SOP23 | 500 | 75 | 2.2 | 3 Phase Open Source | no | μIPM™ |
| IRSM836-045MA | PQFN 12x12 | 500 | 80 | 1.7 | Motor 3 Phase Open Source | no | μIPM™ |
| IRSM505-055DA | DIP23 | 500 | 85 | 1.7 | 3 Phase Open Source | yes | μIPM™ |
| IRSM505-055PA | SOP23 | 500 | 85 | 1.7 | 3 Phase Open Source | yes | μIPM™ |
| IRSM505-065DA | DIP23 | 500 | 85 | 1.3 | 3 Phase Open Source | yes | μIPM™ |
| IRSM505-065PA | SOP23 | 500 | 85 | 1.3 | 3 Phase Open Source | yes | μIPM™ |
| IRSM515-055DA | DIP23 | 500 | 85 | 1.7 | 3 Phase Open Source | no | μIPM™ |

Intelligent power modules

| Product | Package | Voltage class [V] | Pmot [W] @10kHz | $R_{DS(ON)}$ (max) [Ω] @25°C | Configuration | Built-in NTC | Family |
|---------------|---------|-------------------|-----------------|---------------------------------------|---------------------|--------------|------------|
| IRSM515-055PA | SOP23 | 500 | 85 | 1.7 | 3 Phase Open Source | no | μ IPM™ |
| IRSM515-065DA | DIP23 | 500 | 85 | 1.3 | 3 Phase Open Source | no | μ IPM™ |
| IRSM515-065PA | SOP23 | 500 | 85 | 1.3 | 3 Phase Open Source | no | μ IPM™ |

| Product | Package | Voltage class [V] | Pmot [W] @10kHz | Rated current [A] @DC | Configuration | Built-in NTC | Family |
|---------------|------------|-------------------|-----------------|-----------------------|-------------------------------|--------------|--------|
| IRAM722-1568F | SIP2A Gen2 | 600 | 1400 | 15 | 3 Phase open emitter with PFC | yes | IRAM |

| Product | Package | Voltageclass [V] | Rated current [A] @rms | Configuration | Built-in NTC | Family |
|-------------|----------|------------------|------------------------|-------------------------------------|--------------|--------|
| IKCM15R60GD | Mini-DCB | 600 | 15 | 2 phase asymmetric Inverter for SRM | yes | CIPOS™ |
| IKCM20R60GD | Mini-DCB | 600 | 20 | 2 phase asymmetric Inverter for SRM | yes | CIPOS™ |

Bare dies

Discrete

IGBT modules

IPMs

Stacks & boards

Driver & controller

SiC

Presspacks

SCR / diode modules

Solid state relays



Stacks & boards

IGBT Stacks and evaluation boards

Our reliable and highest quality stacks and assemblies offer optimized thermal management. These advanced systems provide design support and help to optimize system costs.

Set up laboratory experiments or a first prototype with Evaluation boards and Kits designed in several configurations to drive IGBT modules, discrete IGBTs and MOSFETs. Please find optimized solutions with tailor-made transformers or high voltage gate driver ICs with either integrated coreless transformer or even SOI level shift technology.

Highlights



MIPAQ™ Pro

MIPAQ™ Pro intelligent power module (IPM) is a fully qualified and tested IPM integrating IGBTs, gate drivers, a heat sink, sensors, digital control electronics as well as digital bus communication. It comes in a half-bridge configuration with blocking voltages of 1200 V and 1700 V.

www.infineon.com/mipaq-pro



EiceDRIVER™ – Gate Driver ICs and boards

Highly reliable solutions for driving MOSFETs, IGBTs and IGBT modules which enable our customers to build reliable and efficient applications.

www.infineon.com/eicedriver

IGBT Stacks & IGBT assemblies

| Product | Product status | Rated AC current (A_{RMS}) | Rated AC voltage (V_{RMS}) | Rated f_{sw} (kHz) | Configuration | Cooling | Housing | Features | Implemented IGBT Modules |
|----------------------------|----------------------|-----------------------------------|-----------------------------------|----------------------|---------------|---------------|-------------------------|------------------|--------------------------|
| IGBT4 1700V - ModSTACK™ C | | | | | | | | | |
| 2LS20017E42W36702 | active and preferred | 1520.0 | 690.0 | 2.0 | 2-pack | Liquid cooled | ModSTACK™ C | - | FF1000R17IE4 |
| IGBT4 1700V - ModSTACK™ HD | | | | | | | | | |
| 6MS10017E41W36460 | active and preferred | 60.00.0 | 690.0 | 3.0 | 6-pack | Liquid cooled | ModSTACK™ HD 1 | incl. Capacitors | FF1000R17IE4 |
| 6MS20017E43W37032 | active and preferred | 120.00.0 | 690.0 | 3.0 | 6-pack | Liquid cooled | ModSTACK™ HD 3 | incl. Capacitors | FF1000R17IE4 |
| 6MS20017E43W38170 | active and preferred | 120.00.0 | 690.0 | 3.0 | 6-pack | Liquid cooled | ModSTACK™ HD 3 | incl. Capacitors | FF1000R17IE4 |
| 6MS30017E43W38169 | active and preferred | 180.00.0 | 690.0 | 3.0 | 6-pack | Liquid cooled | ModSTACK™ HD 3 | incl. Capacitors | FF1000R17IE4 |
| 6MS30017E43W40372 | active and preferred | 180.00.0 | 690.0 | 3.0 | 6-pack | Liquid cooled | ModSTACK™ HD 3 | incl. Capacitors | FF1000R17IE4 |
| 6MS30017E43W34404 | active and preferred | 20.050.0 | 690.0 | 3.0 | 6-pack | Liquid cooled | ModSTACK™ HD 3 | incl. Capacitors | FF1000R17IE4 |
| IGBT4 1700V - PrimeSTACK™ | | | | | | | | | |
| 2PS12017E44G35911 | active and preferred | 460.0 | 690.0 | 3.0 | 2-pack | Air cooled | PrimeSTACK™ C4 | incl. Capacitors | FF300R17KE4 |
| IGBT4 1200V - PrimeSTACK™ | | | | | | | | | |
| 6PS04512E43G37986 | active and preferred | 265 | 40.00.0 | 5.0 | 6-pack | Air cooled | PrimeSTACK™ C3 | incl. Capacitors | FF450R12KE4 |
| 6PS04512E43W39693 | active and preferred | 30.00.0 | 50.00.0 | 2.5 | 6-pack | Liquid cooled | PrimeSTACK™ C3 | - | FF450R12KE4 |
| 6PS04012E4DG36022 | active | 30.06 | 40.00.0 | 5.0 | 6-pack | Air cooled | PrimeSTACK™ CD | incl. Capacitors | FF200R12KE4 |
| 2PS18012E44G38553 | active and preferred | 770.0 | 40.00.0 | 3.0 | 2-pack | Air cooled | PrimeSTACK™ C4 | incl. Capacitors | FF450R12KE4 |
| 6PS18012E4FG35689 | active and preferred | 729 | 40.00.0 | 5.0 | 6-pack | Air cooled | PrimeSTACK™ CF / 3 x C4 | incl. Capacitors | FF450R12KE4 |
| 2PS18012E44G40113 | active and preferred | 770.0 | 40.00.0 | 3.0 | 2-pack | Air cooled | PrimeSTACK™ C4 | - | FF450R12KE4 |
| 6PS18012E4FG38393 | active and preferred | 80.00.0 | 40.00.0 | 3.0 | 6-pack | Air cooled | PrimeSTACK™ CF / 3 x C4 | incl. Capacitors | FF450R12KE4 |
| 2PS13512E43W39689 | active and preferred | 90.00.0 | 40.00.0 | 5.0 | 2-pack | Liquid cooled | PrimeSTACK™ C3 | - | FF450R12KE4 |
| 2PS13512E43W35222 | active and preferred | 90.00.0 | 40.00.0 | 5.0 | 2-pack | Liquid cooled | PrimeSTACK™ C3 | - | FF450R12KE4 |
| IGBT3 1700V - ModSTACK™ 3 | | | | | | | | | |
| 6MS24017E33W32859 | active and preferred | 80.00.0 | 40.00.0 | 2.5 | 6-pack | Air cooled | ModSTACK™ 3 | incl. Capacitors | FF1200R17KE3_B2 |
| 6MS24017E33W32860 | active and preferred | 80.00.0 | 40.00.0 | 2.5 | 6-pack | Air cooled | ModSTACK™ 3 | incl. Capacitors | FF1200R17KE3_B2 |
| IGBT3 1700V - PrimeSTACK™ | | | | | | | | | |
| 2PS06017E32G28213 | active | 325 | 690.0 | 2.0 | 2-pack | Air cooled | PrimeSTACK™ C2 | - | FF300R17KE3 |
| 2PS12017E34W32132 | active | 10.070.0 | 690.0 | 2.0 | 2-pack | Liquid cooled | PrimeSTACK™ C4 | - | FF300R17KE3 |
| IGBT4 1700V - ModSTACK™ 3 | | | | | | | | | |
| 6MS16017P43W40383 | active and preferred | 880.0 | 690.0 | 3.0 | 6-pack | Liquid cooled | ModSTACK™ 3 | incl. Capacitors | FF800R17KP4_B2 |
| 6MS16017P43W40382 | active and preferred | 880.0 | 690.0 | 3.0 | 6-pack | Liquid cooled | ModSTACK™ 3 | incl. Capacitors | FF800R17KP4_B2 |
| 6MS24017P43W39872 | active and preferred | 10.050.0 | 690.0 | 3.0 | 6-pack | Liquid cooled | ModSTACK™ 3 | incl. Capacitors | FF1200R17KP4_B2 |
| 6MS24017P43W39873 | active and preferred | 10.050.0 | 690.0 | 3.0 | 6-pack | Liquid cooled | ModSTACK™ 3 | incl. Capacitors | FF1200R17KP4_B2 |
| IGBT3 1200V - PrimeSTACK™ | | | | | | | | | |
| 6PS03012E33G34160 | active | 234 | 30.00.0 | 5.0 | 6-pack | Air cooled | PrimeSTACK™ C3 | incl. Capacitors | FF300R12KE3 |

Evaluation boards

| Product | Product status | Promotion of | Description |
|---|----------------------|----------------------|---|
| Evaluation boards for industrial IGBT modules | | | |
| 2ED100E12-F2 | on request | EconoDUAL™ 3 | Evaluation Board for EconoDUAL™3 Modules (1200V) |
| 2ED250E12-F | on request | PrimePACK™ | Evaluation Driver Board for PrimePACK™ Modules (1200V) |
| 6ED100E12-F2 | on request | EconoPACK™+ | Evaluation Board for EconoPACK™+ Modules (1200V) |
| 7ED020E12-FI-U1 | on request | SmartPIM 1 | Evaluation Board for SmartPIM 1 Modules (1200V) |
| 7ED020E12-FI-W2 | on request | EasyPIM™ 2B | Evaluation Board for EasyPIM™ 2B PressFIT Modules (1200V) |
| F3L020E07-F-P | on request | EconoPACK™ 4 3-level | Evaluation Driver Board for EconoPACK™ 4 3-Level Modules in NPC1-Topology (650V) |
| F3L030E07-F-W2 | on request | EasyPACK 2B 3-level | Evaluation Board for EasyPACK 2B 3-level in NPC-Topology (650V) |
| F3L2020E07-F-P | on request | EconoPACK™ 4 3-level | Evaluation Driver Board for EconoPACK™ 4 3-Level Modules in NPC2-Topology (650V) |
| F3L2020E12-F-P_EVAL | on request | EconoPACK™ 4 3-level | Evaluation Driver Board for EconoPACK™ 4 3-Level Modules in NPC2-Topology (1200V) |
| MA040E12 | on request | MIPAQ™ serve | Isolated gate driver power supply and logic interface for MIPAQ™ serve (1200V) |
| MA070E12 | on request | 62mm Modules | Evaluation Adapter Board for 62mm Modules (1200V) |
| MA070E17 | on request | 62mm Modules | Evaluation Adapter Board for 62mm Modules (1700V) |
| MA200E17 | on request | EconoDUAL™ 3 | Evaluation Adapter Board for EconoDUAL™3 Modules (1700V) |
| MA300E12 | on request | PrimePACK™ | Evaluation Adapter Board for PrimePACK™ Modules (1200V) |
| MA3AE12 | on request | MIPAQ™ base | Isolating amplifier for current measurement with MIPAQ™ base (1200V) |
| MA200E12 | on request | EconoDUAL™ 3 | Evaluation Adapter Board for EconoDUAL™3 Modules (1200V) |
| MA300E17 | on request | PrimePACK™ | Evaluation Adapter Board for PrimePACK™ Modules (1700V) |
| MA3L080E07 | on request | EconoPACK™ 4 3-level | Evaluation Adapter Board for EconoPACK™ 4 3-Level Modules in NPC1-Topology (650V) |
| MA3L120E07 | on request | EconoPACK™ 4 3-level | Evaluation Adapter Board for EconoPACK™ 4 3-Level Modules in NPC2-Topology (650V) |
| MA3L120E12_EVAL | on request | EconoPACK™ 4 3-level | Evaluation Board for EconoPACK™ 4 3-Level Modules in NPC2-Topology (1200V) |
| MA400E12 | on request | IHM (130mm x 140mm) | Evaluation Adapter Board for IHM IGBT Modules (1200V) |
| MA400E17 | on request | IHM (130mm x 140mm) | Evaluation Adapter Board for IHM IGBT Modules (1700V) |
| MA401E12 | on request | IHM (140mm x 190mm) | Evaluation Adapter Board for IHM IGBT Modules (1200V) |
| MA401E17 | on request | IHM (140mm x 190mm) | Evaluation Adapter Board for IHM IGBT Modules (1700V) |
| Evaluation boards for industrial Driver ICs and Boards (EiceDRIVER™) | | | |
| 2ED300E17-SFO | on request | EiceDRIVER™ Safe | Evaluation Board for 2ED300C17-S EiceDRIVER™ Safe Driver Boards (1700V) |
| EVAL-1ED020I12-B2 | active and preferred | EiceDRIVER™ Enhanced | Evaluation Board for 1ED020I12-B2 EiceDRIVER™ Enhanced Driver ICs (1200V) |
| EVAL-1ED020I12-BT | active and preferred | EiceDRIVER™ Enhanced | Evaluation Board for 1ED020I12-BT EiceDRIVER™ Enhanced Driver ICs (1200V) |
| EVAL-2ED020I12-F2 | active and preferred | EiceDRIVER™ Enhanced | Evaluation Board for 2ED020I12-F2 EiceDRIVER™ Enhanced Driver ICs (600V/1200V) |
| EVAL-1EDI60I12AF | active and preferred | EiceDRIVER™ Compact | Evaluation Board for 1EDI60I12AF EiceDRIVER™ Compact Driver ICs (1200V) |
| EVAL-2EDL23N06PJ | active and preferred | EiceDRIVER™ Compact | Evaluation Board for 2EDL23N06PJ EiceDRIVER™ Compact Driver ICs (600V) |
| EVAL-2EDL23I06PJ | active and preferred | EiceDRIVER™ Compact | Evaluation Board for 2EDL23I06PJ EiceDRIVER™ Compact Driver ICs (600V) |
| EVAL-2EDL05I06PF | active and preferred | EiceDRIVER™ Compact | Evaluation Board for 2EDL05I06PF EiceDRIVER™ Compact Driver ICs (600V) |
| EVAL-6EDL04N02PR | active and preferred | EiceDRIVER™ Compact | Evaluation Board for 6EDL04N02PR EiceDRIVER™ Compact Driver ICs (200V) |
| EVAL-6EDL04I06PT | active and preferred | EiceDRIVER™ Compact | Evaluation Board for 6EDL04I06PT EiceDRIVER™ Compact Driver ICs (600V) |

Bare dies

Discrete

IGBT modules

IPMs

Stacks & boards

Driver & controller

SiC

Presspacks

SCR / diode modules

Solid state relays

Evaluation boards

| Product | Product status | Promotion of | Description |
|--|----------------|------------------------------------|--|
| Reference board for IPMs (uIPM) | | | |
| IRMD808 | active | uIPM IRSM808 Series | Motor Drive for low power applications featuring IRSM808 |
| IRMD836 | active | uIPM IRSM836 Series | Motor Drive for low power applications featuring IRSM836 |
| Reference design Kit for IPMs (iMotion™) | | | |
| IRMCS1173-1-7 | active | iMotion™ IRMCF171 + IRAM256 Series | Sensorless Motor Drive Reference Design Kit |
| IRMCS1173-1-D | active | iMotion™ IRMCF171 + IRSM505 Series | Sensorless Motor Drive Reference Design Kit |
| IRMCS1183-1-D | active | iMotion™ IRMCF183 + IRSM505 Series | Sensorless Motor Drive Reference Design Kit |
| IRMCS1088-1-8 | active | iMotion™ IRMCF188 + IRAM722 Series | Sensorless Motor Drive Reference Design Kit |
| IRMCS1243-1-8 | active | iMotion™ IRMCF143 + IRAM722 Series | Servo Motor Drive Reference Design Kit |
| Control board for IPMs (iMotion™) | | | |
| IRMC099 | active | iMotion™ IRMCK099 | iMotion™ IRMCK099 Control Board |
| Evaluation boards for Discrete IGBTs | | | |
| EVAL-IGBT-650V-TO247-4 | active | TRENCHSTOP™ 5 in TO-247 4pin | The EVAL-IGBT-650V-TO-247-4 board enables the evaluation of IGBT performance during switching events, as for instance double pulse test, and in particular a fair comparison between TO-247 3pin and TO-247 4pin packages. |
| Reference design Kit for Discrete IGBTs | | | |
| IRMDKG6-300W | active | IRGR4610D | DPAK IGBT Motor drive |
| IRMDG62-1-D2 | active | IRGS4610D | D2PAK IGBT Motor Drive |
| iMotion™ 100 series tool | | | |
| MCETOOLV1 | active | iMotion™ 100 Series | iMotion™MCE tool to program FLASH/OTP Memory of IRMCx100 and IRMCx300 Series |

Bare dies

Discrete

IGBT modules

IPMs

Stacks & boards

Driver & controller

SiC

Presspacks

SCR/diode modules

Solid state relays

Solid state
relays

SCR / diode
modules

Presspacks

SiC

Driver &
controller


Stacks &
boards

IPMs

IGBT
modules

Discrete

Bare dies



Driver & controller

Gate Driver IC and Digital Motor Controller

Our MOSFET gate and IGBT gate driver ICs are the simplest, smallest and lowest cost solution to drive MOSFETs or IGBTs up to 1200V in applications up to 12 kW. These MOSFET and IGBT drivers provide full driver capability with extremely fast switching speeds, designed-in ruggedness and low power dissipation. They generate the current and voltage necessary to turn MOSFETs or IGBTs on and off from the logic output of a DSP, microcontroller or other logic device and can save 30% in part count and up to half

the board space of discrete optocoupler or transformer-based solutions. Input is typically a 3.3V logic-level signal and output currents are up to 4A.

Our iMOTION™ Integrated Design Platform delivers everything needed to design a complete variable speed motor controller subsystem. From the front panel and power entry to the motor terminals, iMOTION brings powerful digital, analog and power silicon together with algorithms, development software and design tools.

Highlights



1EDI Compact 300mil Single High Side Driver

The 1EDI EiceDRIVER™ Compact single-channel high-voltage driver IC now comes in a DSO-8 300 mil package for increased creepage distance needs, optimized pin-out for low-impedance power supply, and improved thermal behavior. The high-speed versions 1EDI60H12AH and 1EDI20H12AH are an excellent match for SiC switches in applications such as SMPS, PFC, and photovoltaic inverters.
www.infineon.com/300mil



2EDL 600V Compact Half Bridge Driver

Tailored for consumer electronics and home appliance applications. The 2EDL EiceDRIVER™ Compact family realizes an efficient and compact design with monolithic integrate low-ohmic and ultrafast bootstrap diode, comprehensive protection features, and designed-in ruggedness.
www.infineon.com/eicedriver-compact



IR7xxxS – 700V Half Bridge Drivers

Optimized for 700V and 650V IGBTs or MOSFETS, these devices offer a higher breakdown voltage for enhanced reliability and performance in application such as major home appliances, servo drives and micro inverter drives. Three options in 8-Lead SOIC are now available.
www.infineon.com/700vhvic



IRMCK099 Sensorless Motor Control IC

IRMCK099 new sensorless motor control IC offers a high performance permanent magnet motor control for Home Appliance, Drone, Fan and Pump applications. It requires no external OP amp and direct interface to single shunt current sensing resistor. It comes in the small QFN32 pin package.
www.infineon.com/imotion

Driver

| Product | Package | Topology | Channel | Voltage class [V] | Source current [A] (typ) | Sink current [A] (typ) | Propagation delay on [ns] (typ) | Propagation delay off [ns] (typ) | Shutdown, enable or reset | Tj [°C] (max) | Isolation |
|--------------------------------|--------------|------------------|---------|-------------------|--------------------------|------------------------|---------------------------------|----------------------------------|---------------------------|---------------|-----------------------|
| μHVIC™ Current sense IC | | | | | | | | | | | |
| IR25750 | 5 Lead SOT23 | Current sense | 1 | 600 | 0 | 0 | 0 | 0 | - | 150 | Functional levelshift |
| μHVIC™ Single high side | | | | | | | | | | | |
| IRS25752 | 6 Lead SOT23 | Single high side | 1 | 600 | 0.16 | 0.24 | 140 | 215 | - | 150 | Functional levelshift |
| IRS20752 | 6 Lead SOT23 | Single high side | 1 | 200 | 0.16 | 0.24 | 140 | 215 | - | 150 | Functional levelshift |
| IRS10752 | 6 Lead SOT23 | Single high side | 1 | 100 | 0.16 | 0.24 | 140 | 215 | - | 150 | Functional levelshift |
| μHVIC™ Start up IC | | | | | | | | | | | |
| IRS25751 | 5 Lead SOT23 | Start up | 1 | 480 | 0 | 0 | 0 | 0 | EN | 150 | Functional levelshift |
| μHVIC™ Single low side | | | | | | | | | | | |
| IRS44273 | 5 Lead SOT23 | Single low side | 1 | 25 | 1.50 | 1.50 | 50 | 50 | - | 150 | - |
| IR44273 | 5 Lead SOT23 | Single low side | 1 | 20 | 1.70 | 1.50 | 50 | 50 | - | 150 | - |
| IR44272 | 5 Lead SOT23 | Single low side | 1 | 20 | 1.70 | 1.50 | 50 | 50 | EN | 150 | - |
| IR44252 | 5 Lead SOT23 | Single low side | 1 | 20 | 0.30 | 0.55 | 50 | 50 | - | 150 | - |

Driver

| Product | Package | Channels | Voltage class [V] | Source current [A] (typ) | Sink current [A] (typ) | Propagation delay on [ns] (typ) | Propagation delay off [ns] (typ) | UVLO on [V] (typ) | UVLO off [V] (typ) | Shut-down, enable or reset | Fault reporting | Soft overcurrent shutdown | Desaturation detection | Separate logic GND | Single input | Over current protection | Tj [°C] (max) | Isolation |
|------------------|----------------|----------|-------------------|--------------------------|------------------------|---------------------------------|----------------------------------|-------------------|--------------------|----------------------------|-----------------|---------------------------|------------------------|--------------------|--------------|-------------------------|---------------|-----------------------|
| Single high side | | | | | | | | | | | | | | | | | | |
| 1ED020I12-B2 | PG-DSO-16 | 1 | 1200 | 2 | 2 | 170 | 165 | 12 | 11 | /RST | X | | X | X | | | 150 | Basic galvanic |
| 1ED020I12-BT | PG-DSO-16 | 1 | 1200 | 2 | 2 | 1750 | 1750 | 12 | 11 | /RST | X | | X | X | | | 150 | Basic galvanic |
| 1ED020I12-F2 | PG-DSO-16 | 1 | 1200 | 2 | 2 | 170 | 165 | 12 | 11 | /RST | X | | X | X | | | 150 | Functional galvanic |
| 1ED020I12-FT | PG-DSO-16 | 1 | 1200 | 2 | 2 | 0 | 0 | 12.6 | 0 | /RST | | | X | X | | | 150 | Functional galvanic |
| 1EDI05I12AF | PG-DSO-8 | 1 | 1200 | 1.3 | 0.9 | 301 | 300 | 12.7 | 12 | | | | | X | | | 125 | Functional galvanic |
| 1EDI10I12MF | PG-DSO-8 | 1 | 1200 | 2.2 | 2.3 | 300 | 300 | 12.7 | 12 | | | | | X | | | 125 | Functional galvanic |
| 1EDI20I12AF | PG-DSO-8 | 1 | 1200 | 4 | 3.5 | 300 | 300 | 12.7 | 12 | | | | | X | | | 125 | Functional galvanic |
| 1EDI20I12MF | PG-DSO-8 | 1 | 1200 | 4 | 3.5 | 300 | 300 | 12.7 | 12 | | | | | X | | | 125 | Functional galvanic |
| 1EDI20N12AF | PG-DSO-8 | 1 | 1200 | 4 | 3.5 | 115 | 120 | 9.1 | 8.5 | | | | | X | | | 125 | Functional galvanic |
| 1EDI30I12MF | PG-DSO-8 | 1 | 1200 | 5.9 | 6.2 | 300 | 300 | 12.7 | 12 | | | | | X | | | 125 | Functional galvanic |
| 1EDI30J12CP | PG-DSO-19 | 1 | 1200 | 4 | 4 | 0 | 0 | -17.4 | 0 | EN | | | | X | | | 150 | Functional galvanic |
| 1EDI40I12AF | PG-DSO-8 | 1 | 1200 | 7.5 | 6.8 | 300 | 300 | 12.7 | 12 | | | | | X | | | 125 | Functional galvanic |
| 1EDI60I12AF | PG-DSO-8 | 1 | 1200 | 10 | 9.4 | 300 | 300 | 12.7 | 12 | | | | | X | | | 125 | Functional galvanic |
| 1EDI60N12AF | PG-DSO-8 | 1 | 1200 | 10 | 9.4 | 120 | 125 | 10 | 0 | | | | | X | | | 125 | Functional galvanic |
| IR2117 | 8 Lead PDIP | 1 | 600 | 0.25 | 0.5 | 125 | 105 | 8.6 | 8.2 | | | | | | X | | 150 | Functional levelshift |
| | 8 Lead SOIC | 1 | 600 | 0.25 | 0.5 | 125 | 105 | 8.6 | 8.2 | | | | | | X | | 150 | Functional levelshift |
| IR2118 | 8 Lead PDIP | 1 | 600 | 0.25 | 0.5 | 125 | 105 | 8.6 | 8.2 | | | | | | X | | 150 | Functional levelshift |
| | 8 Lead SOIC | 1 | 600 | 0.25 | 0.5 | 125 | 105 | 8.6 | 8.2 | | | | | | X | | 150 | Functional levelshift |
| IR2125 | 8 Lead PDIP | 1 | 500 | 1.6 | 3.3 | 170 | 200 | 9.2 | 8.3 | ERR(SD) | X | | | | X | X | 150 | Functional levelshift |
| | 16 Lead SOICWB | 1 | 500 | 1.6 | 3.3 | 170 | 200 | 9.2 | 8.3 | ERR(SD) | X | | | | X | X | 150 | Functional levelshift |
| IR2127 | 8 Lead PDIP | 1 | 600 | 0.25 | 0.5 | 200 | 150 | 10.3 | 9 | | X | | | | X | X | 150 | Functional levelshift |
| | 8 Lead SOIC | 1 | 600 | 0.25 | 0.5 | 200 | 150 | 10.3 | 9 | | X | | | | X | X | 150 | Functional levelshift |
| IR21271 | 8 Lead PDIP | 1 | 600 | 0.25 | 0.5 | 200 | 150 | 7.2 | 6.8 | | X | | X | | X | X | 150 | Functional levelshift |
| | 8 Lead SOIC | 1 | 600 | 0.25 | 0.5 | 200 | 150 | 7.2 | 6.8 | | X | | X | | X | X | 150 | Functional levelshift |
| IR2128 | 8 Lead PDIP | 1 | 600 | 0.25 | 0.5 | 200 | 150 | 10.3 | 9 | | X | | X | | X | X | 150 | Functional levelshift |
| | 8 Lead SOIC | 1 | 600 | 0.25 | 0.5 | 200 | 150 | 10.3 | 9 | | X | | X | | X | X | 150 | Functional levelshift |
| IRS2117 | 8 Lead PDIP | 1 | 600 | 0.29 | 0.6 | 125 | 105 | 8.6 | 8.2 | | | | | | X | | 150 | Functional levelshift |
| | 8 Lead SOIC | 1 | 600 | 0.29 | 0.6 | 125 | 105 | 8.6 | 8.2 | | | | | | X | | 150 | Functional levelshift |
| IRS21171 | 8 Lead SOIC | 1 | 600 | 0.29 | 0.6 | 160 | 160 | 8.6 | 8.2 | | | | | | X | | 150 | Functional levelshift |
| IRS2118 | 8 Lead PDIP | 1 | 600 | 0.29 | 0.6 | 125 | 105 | 8.6 | 8.2 | | | | | | X | | 150 | Functional levelshift |
| | 8 Lead SOIC | 1 | 600 | 0.29 | 0.6 | 125 | 105 | 8.6 | 8.2 | | | | | | X | | 150 | Functional levelshift |
| IRS2123 | 8 Lead SOIC | 1 | 600 | 0.5 | 0.5 | 140 | 140 | 8.6 | 8 | RST | | | | | X | | 150 | Functional levelshift |
| IRS2124 | 8 Lead SOIC | 1 | 600 | 0.5 | 0.5 | 140 | 140 | 8.6 | 8 | | | | | | X | | 150 | Functional levelshift |

Bare dies

Discrete

IGBT modules

IPMs

Stacks & boards

Driver & controller

SiC

Presspacks

SCR / diode modules

Solid state relays

Driver

| Product | Package | Channels | Voltage class [V] | Source current [A] (typ) | Sink current [A] (typ) | Propagation delay on [ns] (typ) | Propagation delay off [ns] (typ) | UVLO on [V] (typ) | UVLO off [V] (typ) | Shut-down, enable or reset | Fault reporting | Soft overcurrent shutdown | Desaturation detection | Separate logic GND | Single input | Over current protection | Tj [°C] (max) | Isolation |
|------------------|--------------|----------|-------------------|--------------------------|------------------------|---------------------------------|----------------------------------|-------------------|--------------------|----------------------------|-----------------|---------------------------|------------------------|--------------------|--------------|-------------------------|---------------|-----------------------|
| Single high side | | | | | | | | | | | | | | | | | | |
| IRS2127 | 8 Lead PDIP | 1 | 600 | 0.29 | 0.6 | 150 | 150 | 10.3 | 9 | | X | | | | X | X | 150 | Functional levelshift |
| | 8 Lead SOIC | 1 | 600 | 0.29 | 0.6 | 150 | 150 | 10.3 | 9 | | X | | | | X | X | 150 | Functional levelshift |
| IRS21271 | 8 Lead PDIP | 1 | 600 | 0.29 | 0.6 | 150 | 150 | 7.2 | 6.8 | | X | | X | | X | X | 150 | Functional levelshift |
| | 8 Lead SOIC | 1 | 600 | 0.29 | 0.6 | 150 | 150 | 7.2 | 6.8 | | X | | X | | X | X | 150 | Functional levelshift |
| IRS2128 | 8 Lead PDIP | 1 | 600 | 0.29 | 0.6 | 150 | 150 | 10.3 | 9 | | X | | X | | X | X | 150 | Functional levelshift |
| | 8 Lead SOIC | 1 | 600 | 0.29 | 0.6 | 150 | 150 | 10.3 | 9 | | X | | X | | X | X | 150 | Functional levelshift |
| IRS21281 | 8 Lead PDIP | 1 | 600 | 0.29 | 0.6 | 150 | 150 | 7.2 | 6.8 | | X | | X | | X | X | 150 | Functional levelshift |
| | 8 Lead SOIC | 1 | 600 | 0.29 | 0.6 | 150 | 150 | 7.2 | 6.8 | | X | | X | | X | X | 150 | Functional levelshift |
| IRS21850 | 8 Lead SOIC | 1 | 600 | 4 | 4 | 160 | 160 | 8.9 | 8.2 | | | | | | X | | 150 | Functional levelshift |
| IRS21858 | 16 Lead SOIC | 2 | 600 | 0.29 | 0.6 | 160 | 160 | 8.9 | 8.2 | | | | | | | | 150 | Functional levelshift |
| Single low side | | | | | | | | | | | | | | | | | | |
| IR2121 | 8 Lead PDIP | 1 | 5 | 1.6 | 3.3 | 150 | 200 | 8.9 | 8 | ERR(SD) | X | | | | X | X | 150 | Functional levelshift |

Driver

| Product | Package | Channels | Voltage class [V] | Source current [A] (typ) | Sink current [A] (typ) | Propagation delay on [ns] (typ) | Propagation delay off [ns] (typ) | UVLO on [V] (typ) | UVLO off [V] (typ) | Enable | Tj [°C] (max) |
|---------------|-------------|----------|-------------------|--------------------------|------------------------|---------------------------------|----------------------------------|-------------------|--------------------|--------|---------------|
| Dual low side | | | | | | | | | | | |
| IR25600 | 8 Lead PDIP | 2 | 25 | 2.3 | 3.3 | 85 | 65 | | | | 150 |
| | 8 Lead SOIC | 2 | 25 | 2.3 | 3.3 | 85 | 65 | | | | 150 |
| IR4426 | 8 Lead PDIP | 2 | 25 | 2.3 | 3.3 | 85 | 65 | | | | 150 |
| | 8 Lead SOIC | 2 | 25 | 2.3 | 3.3 | 85 | 65 | | | | 150 |
| IR4427 | 8 Lead PDIP | 2 | 25 | 2.3 | 3.3 | 85 | 65 | | | | 150 |
| | 8 Lead SOIC | 2 | 25 | 2.3 | 3.3 | 85 | 65 | | | | 150 |
| IRS44262 | 8 Lead SOIC | 2 | 25 | 2.3 | 3.3 | 50 | 50 | 10.2 | 9.2 | | 150 |
| IRS4426 | 8 Lead SOIC | 2 | 25 | 2.3 | 3.3 | 50 | 50 | | | | 150 |
| IRS4427 | 8 Lead PDIP | 2 | 25 | 2.3 | 3.3 | 50 | 50 | | | | 150 |
| | 8 Lead SOIC | 2 | 25 | 2.3 | 3.3 | 50 | 50 | | | | 150 |
| IRS4428 | 8 Lead SOIC | 2 | 25 | 2.3 | 3.3 | 50 | 50 | | | | 150 |
| 2EDN7524F | PG-DSO-8 | 2 | 20 | 5 | 5 | 19 | 19 | 4.2 | 3.9 | EN | 150 |
| 2EDN7523F | PG-DSO-8 | 2 | 20 | 5 | 5 | 19 | 19 | 4.2 | 3.9 | EN | 150 |
| 2EDN8524F | PG-DSO-8 | 2 | 20 | 5 | 5 | 19 | 19 | 8 | 7 | EN | 150 |
| 2EDN8523F | PG-DSO-8 | 2 | 20 | 5 | 5 | 19 | 19 | 8 | 7 | EN | 150 |
| 2EDN7524R | PG-TSSOP-8 | 2 | 20 | 5 | 5 | 19 | 19 | 4.2 | 3.9 | EN | 150 |
| 2EDN7523R | PG-TSSOP-8 | 2 | 20 | 5 | 5 | 19 | 19 | 4.2 | 3.9 | EN | 150 |
| 2EDN8524R | PG-TSSOP-8 | 2 | 20 | 5 | 5 | 19 | 19 | 8 | 7 | EN | 150 |
| 2EDN8523R | PG-TSSOP-8 | 2 | 20 | 5 | 5 | 19 | 19 | 8 | 7 | EN | 150 |

Bare dies

Discrete

IGBT modules

IPMs

Stacks & boards

Driver & controller

SiC

Presspacks

SCR / diode modules

Solid state relays

Driver

| Product | Package | Channels | Voltage class [V] | Source current [A] (typ) | Sink current [A] (typ) | Propagation delay on [ns] (typ) | Propagation delay off [ns] (typ) | UVLO on [V] (typ) | UVLO off [V] (typ) | Fault reporting | Reset | Desaturation detection | Separate logic GND | Tj [°C] (max) | Isolation |
|----------------|--------------|----------|-------------------|--------------------------|------------------------|---------------------------------|----------------------------------|-------------------|--------------------|-----------------|-------|------------------------|--------------------|---------------|-----------------------|
| Dual high side | | | | | | | | | | | | | | | |
| 2ED020112-F2 | PG-DSO-36 | 2 | 1200 | 2 | 2 | 170 | 165 | 12 | 11 | 1 | /RST | 1 | 1 | 150 | Functional galvanic |
| IRS21853 | 16 Lead SOIC | 2 | 600 | 2 | 2 | 170 | 170 | 8.9 | 8.2 | 0 | - | 0 | - | 150 | Functional levelshift |
| IRS21962 | 16 Lead SOIC | 2 | 600 | 0.5 | 0.5 | 90 | 90 | 8.6 | 8.2 | 0 | - | 0 | 1 | 150 | Functional levelshift |

Bare dies

Discrete

IGBT modules

IPMs

Stacks & boards

Driver & controller

SiC

Presspacks

SCR/diode modules

Solid state relays

Driver

| Product | Package | Channels | Voltage class [V] | Source current [A] (typ) | Sink current [A] (typ) | Propagation delay on [ns] (typ) | Propagation delay off [ns] (typ) | UVLO on [V] (typ) | UVLO off [V] (typ) | Separate logic GND | T _j [°C] (max) | Isolation |
|---------------------------------|----------------|----------|-------------------|--------------------------|------------------------|---------------------------------|----------------------------------|-------------------|--------------------|--------------------|---------------------------|-----------------------|
| Half bridge and single low side | | | | | | | | | | | | |
| IRS21952 | 16 Lead SOIC | 3 | 600 | 0.5 | 0.5 | 330 | 330 | 8.6 | 8.2 | 1 | 150 | Functional levelshift |
| IRS21953 | 16 Lead SOIC | 3 | 600 | 0.5 | 0.5 | 380 | 380 | 8.6 | 8.2 | 1 | 150 | Functional levelshift |
| IRS21956 | 20 Lead SOICWB | 2 | 600 | 0.5 | 0.5 | 300 | 280 | 8.7 | 8 | 1 | 150 | Functional levelshift |

Bare dies

Discrete

IGBT modules

IPMs

Stacks & boards

Driver & controller

SiC

Presspacks

SCR / diode modules

Solid state relays

Driver

| Product | Package | Channels | Voltage class [V] | Source current [A] (typ) | Sink current [A] (typ) | Propagation delay on [ns] (typ) | Propagation delay off [ns] (typ) | UVLO on [V] (typ) | UVLO off [V] (typ) | Shutdown | Separate logic GND | Tj [°C] (max) | Isolation |
|-------------------|----------------|----------|-------------------|--------------------------|------------------------|---------------------------------|----------------------------------|-------------------|--------------------|----------|--------------------|---------------|-----------------------|
| High and low side | | | | | | | | | | | | | |
| IR2213 | 14 Lead PDIP | 2 | 1200 | 2 | 2.5 | 280 | 225 | 10.2 | 9.3 | SD | X | 125 | Functional Levelshift |
| | 16 Lead SOICWB | 2 | 1200 | 2 | 2.5 | 280 | 225 | 10.2 | 9.3 | SD | X | 125 | Functional Levelshift |
| IR7106 | 8 Lead SOIC | 2 | 700 | 0.22 | 0.35 | 220 | 200 | 8.9 | 8.2 | | | 150 | Functional Levelshift |
| IR2101 | 8 Lead PDIP | 2 | 600 | 0.21 | 0.36 | 160 | 150 | 8.9 | 8.2 | | | 150 | Functional Levelshift |
| | 8 Lead SOIC | 2 | 600 | 0.21 | 0.36 | 160 | 150 | 8.9 | 8.2 | | | 150 | Functional Levelshift |
| IR2102 | 8 Lead PDIP | 2 | 600 | 0.21 | 0.36 | 160 | 150 | 8.9 | 8.2 | | | 150 | Functional Levelshift |
| | 8 Lead SOIC | 2 | 600 | 0.21 | 0.36 | 160 | 150 | 8.9 | 8.2 | | | 150 | Functional Levelshift |
| IR21064 | 14 Lead PDIP | 2 | 600 | 0.2 | 0.35 | 220 | 200 | 8.9 | 8.2 | | X | 150 | Functional Levelshift |
| | 14 Lead SOIC | 2 | 600 | 0.2 | 0.35 | 220 | 200 | 8.9 | 8.2 | | X | 150 | Functional Levelshift |
| IR2106 | 8 Lead PDIP | 2 | 600 | 0.2 | 0.35 | 220 | 200 | 8.9 | 8.2 | | | 150 | Functional Levelshift |
| | 8 Lead SOIC | 2 | 600 | 0.2 | 0.35 | 220 | 200 | 8.9 | 8.2 | | | 150 | Functional Levelshift |
| IR2112 | 14 Lead PDIP | 2 | 600 | 0.25 | 0.5 | 125 | 105 | 8.6 | 8.2 | SD | | 150 | Functional Levelshift |
| | 16 Lead SOICWB | 2 | 600 | 0.25 | 0.5 | 125 | 105 | 8.6 | 8.2 | SD | | 150 | Functional Levelshift |
| IR2113 | 14 Lead PDIP | 2 | 600 | 2.5 | 2.5 | 120 | 94 | 8.6 | 8.2 | SD | X | 150 | Functional Levelshift |
| | 16 Lead SOICWB | 2 | 600 | 2.5 | 2.5 | 120 | 94 | 8.6 | 8.2 | SD | X | 150 | Functional Levelshift |
| IR21814 | 14 Lead PDIP | 2 | 600 | 1.9 | 2.3 | 180 | 220 | 8.9 | 8.2 | | X | 150 | Functional Levelshift |
| | 14 Lead SOIC | 2 | 600 | 1.9 | 2.3 | 180 | 220 | 8.9 | 8.2 | | X | 150 | Functional Levelshift |
| IR2181 | 8 Lead PDIP | 2 | 600 | 1.9 | 2.3 | 180 | 220 | 8.9 | 8.2 | | | 150 | Functional Levelshift |
| | 8 Lead SOIC | 2 | 600 | 1.9 | 2.3 | 180 | 220 | 8.9 | 8.2 | | | 150 | Functional Levelshift |
| IR2301 | 8 Lead PDIP | 2 | 600 | 0.2 | 0.35 | 220 | 200 | 4.1 | 3.8 | | | 150 | Functional Levelshift |
| | 8 Lead SOIC | 2 | 600 | 0.2 | 0.35 | 220 | 200 | 4.1 | 3.8 | | | 150 | Functional Levelshift |
| IR25604 | 8 Lead SOIC | 2 | 600 | 0.2 | 0.35 | 220 | 200 | 8.9 | 8.2 | | | 150 | Functional Levelshift |
| IR25607 | 16 Lead SOICWB | 2 | 600 | 2.5 | 2.5 | 120 | 94 | 8.6 | 8.2 | SD | X | 150 | Functional Levelshift |
| IRS2101 | 8 Lead PDIP | 2 | 600 | 0.29 | 0.6 | 160 | 150 | 8.9 | 8.2 | | | 150 | Functional Levelshift |
| | 8 Lead SOIC | 2 | 600 | 0.29 | 0.6 | 160 | 150 | 8.9 | 8.2 | | | 150 | Functional Levelshift |
| IRS210614 | 14 Lead SOIC | 2 | 600 | 0.29 | 0.6 | 165 | 165 | 8.9 | 8.2 | | X | 150 | Functional Levelshift |
| IRS21064 | 14 Lead PDIP | 2 | 600 | 0.29 | 0.6 | 220 | 200 | 8.9 | 8.2 | | X | 150 | Functional Levelshift |
| | 14 Lead SOIC | 2 | 600 | 0.29 | 0.6 | 220 | 200 | 8.9 | 8.2 | | X | 150 | Functional Levelshift |
| IRS2106 | 8 Lead PDIP | 2 | 600 | 0.29 | 0.6 | 220 | 200 | 8.9 | 8.2 | | | 150 | Functional Levelshift |
| | 8 Lead SOIC | 2 | 600 | 0.29 | 0.6 | 220 | 200 | 8.9 | 8.2 | | | 150 | Functional Levelshift |
| IRS2112 | 14 Lead PDIP | 2 | 600 | 0.29 | 0.6 | 135 | 130 | 8.6 | 8.2 | SD | X | 150 | Functional Levelshift |
| | 16 Lead SOICWB | 2 | 600 | 0.29 | 0.6 | 135 | 130 | 8.6 | 8.2 | SD | X | 150 | Functional Levelshift |
| IRS2113 | MLPQ 4X4 14L | 2 | 600 | 2.5 | 2.5 | 130 | 120 | 8.5 | 8.2 | SD | X | 150 | Functional Levelshift |
| | 14 Lead PDIP | 2 | 600 | 2.5 | 2.5 | 130 | 120 | 8.5 | 8.2 | SD | X | 150 | Functional Levelshift |
| | 16 Lead SOICWB | 2 | 600 | 2.5 | 2.5 | 130 | 120 | 8.5 | 8.2 | SD | X | 150 | Functional Levelshift |

Driver

| Product | Package | Channels | Voltage class [V] | Source current [A] (typ) | Sink current [A] (typ) | Propagation delay on [ns] (typ) | Propagation delay off [ns] (typ) | UVLO on [V] (typ) | UVLO off [V] (typ) | Shutdown | Separate logic GND | Tj [°C] (max) | Isolation |
|-------------------|----------------|----------|-------------------|--------------------------|------------------------|---------------------------------|----------------------------------|-------------------|--------------------|----------|--------------------|---------------|-----------------------|
| High and low side | | | | | | | | | | | | | |
| IRS21814 | 14 Lead PDIP | 2 | 600 | 1.9 | 2.3 | 180 | 220 | 8.9 | 8.2 | | X | 150 | Functional Levelshift |
| | 14 Lead SOIC | 2 | 600 | 1.9 | 2.3 | 180 | 220 | 8.9 | 8.2 | | X | 150 | Functional Levelshift |
| IRS2181 | 8 Lead PDIP | 2 | 600 | 1.9 | 2.3 | 180 | 220 | 8.9 | 8.2 | | | 150 | Functional Levelshift |
| | 8 Lead SOIC | 2 | 600 | 1.9 | 2.3 | 180 | 220 | 8.9 | 8.2 | | | 150 | Functional Levelshift |
| | MLPQ 4x4 14L | 2 | 600 | 1.9 | 2.3 | 180 | 220 | 8.9 | 8.2 | | | 150 | Functional Levelshift |
| IRS21856 | 14 Lead SOIC | 2 | 600 | 0.5 | 0.5 | 150 | 160 | 9 | 8.3 | | | 150 | Functional Levelshift |
| IRS21864 | 14 Lead PDIP | 2 | 600 | 4 | 4 | 170 | 170 | 8.9 | 8.2 | | X | 150 | Functional Levelshift |
| | 14 Lead SOIC | 2 | 600 | 4 | 4 | 170 | 170 | 8.9 | 8.2 | | X | 150 | Functional Levelshift |
| IRS21867 | 8 Lead SOIC | 2 | 600 | 4 | 4 | 170 | 170 | 6 | 5.5 | | | 150 | Functional Levelshift |
| IRS2186 | 8 Lead PDIP | 2 | 600 | 4 | 4 | 170 | 170 | 8.9 | 8.2 | | | 150 | Functional Levelshift |
| | 8 Lead SOIC | 2 | 600 | 4 | 4 | 170 | 170 | 8.9 | 8.2 | | | 150 | Functional Levelshift |
| 2EDL05I06BF | PG-DSO-8 | 2 | 600 | 0.36 | 0.7 | 420 | 400 | 12.5 | 11.6 | | | 150 | Functional levelshift |
| IRS2301 | 8 Lead SOIC | 2 | 600 | 0.2 | 0.35 | 220 | 200 | 4.1 | 3.8 | | | 150 | Functional Levelshift |
| IRS26072D | 8 Lead SOIC | 2 | 600 | 0.2 | 0.35 | 200 | 200 | 8.9 | 7.7 | | | 150 | Functional Levelshift |
| IRS2607D | 8 Lead SOIC | 2 | 600 | 0.2 | 0.35 | 515 | 500 | 8.9 | 7.7 | | | 150 | Functional Levelshift |
| IR2110 | 14 Lead PDIP | 2 | 500 | 2.5 | 2.5 | 120 | 94 | 8.6 | 8.2 | SD | X | 150 | Functional Levelshift |
| | 16 Lead SOICWB | 2 | 500 | 2.5 | 2.5 | 120 | 94 | 8.6 | 8.2 | SD | X | 150 | Functional Levelshift |
| IRS2110 | 14 Lead PDIP | 2 | 500 | 2.5 | 2.5 | 130 | 120 | 8.5 | 8.2 | SD | X | 150 | Functional Levelshift |
| | 16 Lead SOICWB | 2 | 500 | 2.5 | 2.5 | 130 | 120 | 8.5 | 8.2 | SD | X | 150 | Functional Levelshift |
| IR2010 | 14 Lead PDIP | 2 | 200 | 3 | 3 | 95 | 65 | 8.6 | 8.2 | SD | X | 150 | Functional Levelshift |
| | 16 Lead SOICWB | 2 | 200 | 3 | 3 | 95 | 65 | 8.6 | 8.2 | SD | X | 150 | Functional Levelshift |
| IR2011 | 8 Lead PDIP | 2 | 200 | 1 | 1 | 80 | 75 | 9 | 8.2 | | | 150 | Functional Levelshift |
| | 8 Lead SOIC | 2 | 200 | 1 | 1 | 80 | 75 | 9 | 8.2 | | | 150 | Functional Levelshift |
| IRS2011 | 8 Lead PDIP | 2 | 200 | 1 | 1 | 60 | 60 | 9 | 8.2 | | | 150 | Functional Levelshift |
| | 8 Lead SOIC | 2 | 200 | 1 | 1 | 60 | 60 | 9 | 8.2 | | | 150 | Functional Levelshift |
| IRS2005 | 8 Lead SOIC | 2 | 200 | 0.29 | 0.6 | 160 | 150 | 8.9 | 8.2 | | | 150 | Functional Levelshift |
| | MLPQ 4x4 14L | 2 | 200 | 0.29 | 0.6 | 160 | 150 | 8.9 | 8.2 | | | 150 | Functional Levelshift |

Bare dies

Discrete

IGBT modules

IPMs

Stacks & boards

Driver & controller

SiC

Presspacks

SCR / diode modules

Solid state relays

Driver

| Product | Package | Channels | Voltage class [V] | Source current [A] (typ) | Sink current [A] (typ) | Propagation delay on [ns] (typ) | Propagation delay off [ns] (typ) | Dead-time [ns] (min) | Programmable deadtime | UVLO on [V] (typ) | UVLO off [V] (typ) | Shutdown, enable or reset | Interlock | Integrated bootstrap diode | Fault reporting | Soft overcurrent shutdown | Desaturation detection | Separate logic GND | Single input | Over current protection | Tj [°C] (max) | Isolation |
|--------------|--------------|----------|-------------------|--------------------------|------------------------|---------------------------------|----------------------------------|----------------------|-----------------------|-------------------|--------------------|---------------------------|-----------|----------------------------|-----------------|---------------------------|------------------------|--------------------|--------------|-------------------------|---------------|-----------------------|
| Half bridge | | | | | | | | | | | | | | | | | | | | | | |
| 2ED020I12-FI | PG-DSO-18 | 2 | 1200 | 1.5 | 2.5 | 85 | 85 | 0 | | 12.2 | 11.2 | /SD | X | | | | | | | | 150 | Functional galvanic |
| IR2214 | 24 Lead SSOP | 2 | 1200 | 2 | 3 | 440 | 440 | 0 | | 10.2 | 9.3 | | X | | X | X | X | X | | | 150 | Functional levelshift |
| IR7184 | 8 Lead SOIC | 2 | 700 | 1.9 | 2.3 | 680 | 270 | 280 | | 8.9 | 8.2 | /SD | X | | | | | | X | | 150 | Functional levelshift |
| IR7304 | 8 Lead SOIC | 2 | 700 | 0.078 | 0.169 | 220 | 220 | 0 | | 8.9 | 8.2 | | X | | | | | | | | 150 | Functional levelshift |
| 2ED020I06-FI | PG-DSO-18 | 2 | 650 | 1.5 | 2.5 | 85 | 85 | 0 | | 12.2 | 11.2 | /SD | X | | | | | | | | 150 | Functional galvanic |
| 2EDL05I06PF | PG-DSO-8 | 2 | 600 | 0.36 | 0.7 | 420 | 400 | 260 | | 12.5 | 11.6 | - | X | X | | | | | | | 150 | Functional levelshift |
| 2EDL05I06PJ | PG-DSO-14 | 2 | 600 | 0.36 | 0.7 | 420 | 400 | 260 | | 12.5 | 11.6 | - | X | X | | | | | | | 150 | Functional levelshift |
| 2EDL05N06PF | PG-DSO-8 | 2 | 600 | 0.36 | 0.7 | 310 | 300 | 30 | | 9.1 | 8.3 | - | X | X | | | | | | | 150 | Functional levelshift |
| 2EDL05N06PJ | PG-DSO-14 | 2 | 600 | 0.36 | 0.7 | 310 | 300 | 30 | | 9.1 | 8.3 | - | X | X | | | | | | | 150 | Functional levelshift |
| 2EDL23I06PJ | PG-DSO-14 | 2 | 600 | 2.3 | 2.8 | 420 | 400 | 380 | | 12.5 | 11.6 | EN | X | X | X | | | X | | X | 150 | Functional levelshift |
| 2EDL23N06PJ | PG-DSO-14 | 2 | 600 | 2.3 | 2.8 | 310 | 300 | 75 | | 9.1 | 8.3 | EN | X | X | X | | | X | | X | 150 | Functional levelshift |
| IR2103 | 8 Lead PDIP | 2 | 600 | 0.21 | 0.36 | 680 | 150 | 400 | | 8.9 | 8.2 | | X | | | | | | | | 150 | Functional levelshift |
| | 8 Lead SOIC | 2 | 600 | 0.21 | 0.36 | 680 | 150 | 400 | | 8.9 | 8.2 | | X | | | | | | | | 150 | Functional levelshift |
| IR2104 | 8 Lead PDIP | 2 | 600 | 0.21 | 0.36 | 680 | 150 | 400 | | 8.9 | 8.2 | /SD | X | | | | | | | X | 150 | Functional levelshift |
| | 8 Lead SOIC | 2 | 600 | 0.21 | 0.36 | 680 | 150 | 400 | | 8.9 | 8.2 | /SD | X | | | | | | | X | 150 | Functional levelshift |
| IR21084 | 14 Lead PDIP | 2 | 600 | 0.2 | 0.35 | 220 | 200 | 400 | X | 8.9 | 8.2 | | X | | | | | X | | | 150 | Functional levelshift |
| | 14 Lead SOIC | 2 | 600 | 0.2 | 0.35 | 220 | 200 | 400 | X | 8.9 | 8.2 | | X | | | | | X | | | 150 | Functional levelshift |
| IR2108 | 8 Lead PDIP | 2 | 600 | 0.2 | 0.35 | 220 | 200 | 400 | | 8.9 | 8.2 | | X | | | | | | | | 150 | Functional levelshift |
| | 8 Lead SOIC | 2 | 600 | 0.2 | 0.35 | 220 | 200 | 400 | | 8.9 | 8.2 | | X | | | | | | | | 150 | Functional levelshift |
| IR21091 | 8 Lead PDIP | 2 | 600 | 0.2 | 0.35 | 750 | 200 | 400 | X | 8.9 | 8.2 | SD | X | | | | | | | X | 150 | Functional levelshift |
| | 8 Lead SOIC | 2 | 600 | 0.2 | 0.35 | 750 | 200 | 400 | X | 8.9 | 8.2 | SD | X | | | | | | | X | 150 | Functional levelshift |
| IR21094 | 14 Lead PDIP | 2 | 600 | 0.2 | 0.35 | 750 | 200 | 400 | X | 8.9 | 8.2 | /SD | X | | | | | X | X | | 150 | Functional levelshift |
| | 14 Lead SOIC | 2 | 600 | 0.2 | 0.35 | 750 | 200 | 400 | X | 8.9 | 8.2 | /SD | X | | | | | X | X | | 150 | Functional levelshift |
| IR2109 | 8 Lead PDIP | 2 | 600 | 0.2 | 0.35 | 750 | 200 | 400 | | 8.9 | 8.2 | /SD | X | | | | | | X | | 150 | Functional levelshift |
| | 8 Lead SOIC | 2 | 600 | 0.2 | 0.35 | 750 | 200 | 400 | | 8.9 | 8.2 | /SD | X | | | | | | X | | 150 | Functional levelshift |
| IR2111 | 8 Lead PDIP | 2 | 600 | 0.25 | 0.5 | 750 | 150 | 480 | | 8.6 | 8.2 | | X | | | | | | | X | 150 | Functional levelshift |
| | 8 Lead SOIC | 2 | 600 | 0.25 | 0.5 | 750 | 150 | 480 | | 8.6 | 8.2 | | X | | | | | | | X | 150 | Functional levelshift |
| IR2114 | 24 Lead SSOP | 2 | 600 | 2 | 3 | 440 | 440 | 0 | | 10.2 | 9.3 | | X | | X | X | X | X | | | 150 | Functional levelshift |
| IR21531D | 8 Lead PDIP | 2 | 600 | 0.18 | 0.26 | 0 | 0 | 350 | | 9 | 8 | CT(SD) | X | X | | | | | | | 150 | Functional levelshift |
| IR21531 | 8 Lead PDIP | 2 | 600 | 0.18 | 0.26 | 0 | 0 | 350 | | 9 | 8 | CT(SD) | X | | | | | | | | 150 | Functional levelshift |
| | 8 Lead SOIC | 2 | 600 | 0.18 | 0.26 | 0 | 0 | 350 | | 9 | 8 | CT(SD) | X | | | | | | | | 150 | Functional levelshift |
| IR21834 | 14 Lead PDIP | 2 | 600 | 1.9 | 2.3 | 180 | 220 | 280 | X | 8.9 | 8.2 | | X | | | | | X | | | 150 | Functional levelshift |
| | 14 Lead SOIC | 2 | 600 | 1.9 | 2.3 | 180 | 220 | 280 | X | 8.9 | 8.2 | | X | | | | | X | | | 150 | Functional levelshift |

Driver

| Product | Package | Channels | Voltage class [V] | Source current [A] (typ) | Sink current [A] (typ) | Propagation delay on [ns] (typ) | Propagation delay off [ns] (typ) | Dead-time [ns] (min) | Programmable deadtime | UVLO on [V] (typ) | UVLO off [V] (typ) | Shutdown, enable or reset | Interlock | Integrated bootstrap diode | Fault reporting | Soft overcurrent shutdown | Desaturation detection | Separate logic GND | Single input | Over current protection | Tj [°C] (max) | Isolation |
|-------------|--------------|----------|-------------------|--------------------------|------------------------|---------------------------------|----------------------------------|----------------------|-----------------------|-------------------|--------------------|---------------------------|-----------|----------------------------|-----------------|---------------------------|------------------------|--------------------|--------------|-------------------------|---------------|-----------------------|
| Half bridge | | | | | | | | | | | | | | | | | | | | | | |
| IR2183 | 8 Lead PDIP | 2 | 600 | 1.9 | 2.3 | 180 | 220 | 280 | | 8.9 | 8.2 | | X | | | | | | | | 150 | Functional levelshift |
| | 8 Lead SOIC | 2 | 600 | 1.9 | 2.3 | 180 | 220 | 280 | | 8.9 | 8.2 | | X | | | | | | | | 150 | Functional levelshift |
| IR21844 | 14 Lead PDIP | 2 | 600 | 1.9 | 2.3 | 680 | 270 | 280 | X | 8.9 | 8.2 | /SD | X | | | | | X | X | | 150 | Functional levelshift |
| | 14 Lead SOIC | 2 | 600 | 1.9 | 2.3 | 680 | 270 | 280 | X | 8.9 | 8.2 | /SD | X | | | | | X | X | | 150 | Functional levelshift |
| IR2184 | 8 Lead PDIP | 2 | 600 | 1.9 | 2.3 | 680 | 270 | 280 | | 8.9 | 8.2 | /SD | X | | | | | | X | | 150 | Functional levelshift |
| | 8 Lead SOIC | 2 | 600 | 1.9 | 2.3 | 680 | 270 | 280 | | 8.9 | 8.2 | /SD | X | | | | | | X | | 150 | Functional levelshift |
| IR2302 | 8 Lead PDIP | 2 | 600 | 0.2 | 0.35 | 750 | 200 | 400 | | 4.1 | 3.8 | /SD | X | | | | | | X | | 150 | Functional levelshift |
| | 8 Lead SOIC | 2 | 600 | 0.2 | 0.35 | 750 | 200 | 400 | | 4.1 | 3.8 | /SD | X | | | | | | X | | 150 | Functional levelshift |
| IR2304 | 8 Lead PDIP | 2 | 600 | 0.29 | 0.6 | 220 | 220 | 80 | | 8.9 | 8.2 | | X | | | | | | | | 150 | Functional levelshift |
| | 8 Lead SOIC | 2 | 600 | 0.29 | 0.6 | 220 | 220 | 80 | | 8.9 | 8.2 | | X | | | | | | | | 150 | Functional levelshift |
| IR2308 | 8 Lead PDIP | 2 | 600 | 0.2 | 0.35 | 220 | 200 | 400 | | 8.9 | 8.2 | | X | | | | | | | | 150 | Functional levelshift |
| | 8 Lead SOIC | 2 | 600 | 0.2 | 0.35 | 220 | 200 | 400 | | 8.9 | 8.2 | | X | | | | | | | | 150 | Functional levelshift |
| IR25601 | 8 Lead SOIC | 2 | 600 | 0.078 | 0.169 | 220 | 220 | 80 | | 8.9 | 8.2 | | X | | | | | | | | 150 | Functional levelshift |
| IR25602 | 8 Lead SOIC | 2 | 600 | 0.21 | 0.36 | 680 | 150 | 400 | | 8.9 | 8.2 | /SD | X | | | | | | X | | 150 | Functional levelshift |
| IR25603 | 8 Lead PDIP | 2 | 600 | 0.18 | 0.26 | 0 | 0 | 750 | | 9 | 8 | CT(SD) | X | | | | | | | | 150 | Functional levelshift |
| | 8 Lead SOIC | 2 | 600 | 0.18 | 0.26 | 0 | 0 | 750 | | 9 | 8 | CT(SD) | X | | | | | | | | 150 | Functional levelshift |
| IR25606 | 8 Lead SOIC | 2 | 600 | 0.2 | 0.35 | 220 | 200 | 400 | | 8.9 | 8.2 | | X | | | | | | | | 150 | Functional levelshift |
| IRS2103 | 8 Lead PDIP | 2 | 600 | 0.29 | 0.6 | 680 | 150 | 400 | | 8.9 | 8.2 | | X | | | | | | | | 150 | Functional levelshift |
| | 8 Lead SOIC | 2 | 600 | 0.29 | 0.6 | 680 | 150 | 400 | | 8.9 | 8.2 | | X | | | | | | | | 150 | Functional levelshift |
| IRS2104 | 8 Lead PDIP | 2 | 600 | 0.29 | 0.6 | 680 | 150 | 400 | | 8.9 | 8.2 | /SD | X | | | | | | X | | 150 | Functional levelshift |
| | 8 Lead SOIC | 2 | 600 | 0.29 | 0.6 | 680 | 150 | 400 | | 8.9 | 8.2 | /SD | X | | | | | | X | | 150 | Functional levelshift |
| IRS21084 | 14 Lead PDIP | 2 | 600 | 0.29 | 0.6 | 220 | 200 | 400 | X | 8.9 | 8.2 | | X | | | | | X | | | 150 | Functional levelshift |
| | 14 Lead SOIC | 2 | 600 | 0.29 | 0.6 | 220 | 200 | 400 | X | 8.9 | 8.2 | | X | | | | | X | | | 150 | Functional levelshift |
| IRS2108 | 8 Lead PDIP | 2 | 600 | 0.29 | 0.6 | 220 | 200 | 400 | | 8.9 | 8.2 | | X | | | | | | | | 150 | Functional levelshift |
| | 8 Lead SOIC | 2 | 600 | 0.29 | 0.6 | 220 | 200 | 400 | | 8.9 | 8.2 | | X | | | | | | | | 150 | Functional levelshift |
| IRS21091 | 8 Lead PDIP | 2 | 600 | 0.29 | 0.6 | 750 | 200 | 400 | X | 8.9 | 8.2 | DT(SD) | X | | | | | | X | | 150 | Functional levelshift |
| | 8 Lead SOIC | 2 | 600 | 0.29 | 0.6 | 750 | 200 | 400 | X | 8.9 | 8.2 | DT(SD) | X | | | | | | X | | 150 | Functional levelshift |
| IRS21094 | 14 Lead PDIP | 2 | 600 | 0.29 | 0.6 | 750 | 200 | 400 | X | 8.9 | 8.2 | /SD | X | | | | | X | X | | 150 | Functional levelshift |
| | 14 Lead SOIC | 2 | 600 | 0.29 | 0.6 | 750 | 200 | 400 | X | 8.9 | 8.2 | /SD | X | | | | | X | X | | 150 | Functional levelshift |
| IRS2109 | 8 Lead PDIP | 2 | 600 | 0.29 | 0.6 | 750 | 200 | 400 | | 8.9 | 8.2 | /SD | X | | | | | | X | | 150 | Functional levelshift |
| | 8 Lead SOIC | 2 | 600 | 0.29 | 0.6 | 750 | 200 | 400 | | 8.9 | 8.2 | /SD | X | | | | | | X | | 150 | Functional levelshift |
| IRS2111 | 8 Lead PDIP | 2 | 600 | 0.29 | 0.6 | 750 | 150 | 480 | | 8.6 | 8.2 | | X | | | | | | X | | 150 | Functional levelshift |
| | 8 Lead SOIC | 2 | 600 | 0.29 | 0.6 | 750 | 150 | 480 | | 8.6 | 8.2 | | X | | | | | | X | | 150 | Functional levelshift |

Bare dies

Discrete

IGBT modules

IPMs

Stacks & boards

Driver & controller

SiC

Presspacks

SCR / diode modules

Solid state relays

Driver

| Product | Package | Channels | Voltage class [V] | Source current [A] (typ) | Sink current [A] (typ) | Propagation delay on [ns] (typ) | Propagation delay off [ns] (typ) | Dead-time [ns] (min) | Programmable deadtime | UVLO on [V] (typ) | UVLO off [V] (typ) | Shutdown, enable or reset | Interlock | Integrated bootstrap diode | Fault reporting | Soft overcurrent shutdown | Desaturation detection | Separate logic GND | Single input | Over current protection | Tj [°C] (max) | Isolation |
|-------------|--------------|----------|-------------------|--------------------------|------------------------|---------------------------------|----------------------------------|----------------------|-----------------------|-------------------|--------------------|---------------------------|-----------|----------------------------|-----------------|---------------------------|------------------------|--------------------|--------------|-------------------------|---------------|-----------------------|
| Half bridge | | | | | | | | | | | | | | | | | | | | | | |
| IRS21531D | 8 Lead PDIP | 2 | 600 | 0.18 | 0.26 | 0 | 0 | 350 | | 11 | 9 | CT(SD) | X | X | | | | | | | 150 | Functional levelshift |
| | 8 Lead SOIC | 2 | 600 | 0.18 | 0.26 | 0 | 0 | 350 | | 11 | 9 | CT(SD) | X | X | | | | | | | 150 | Functional levelshift |
| IRS2153D | 8 Lead PDIP | 2 | 600 | 0.18 | 0.26 | 0 | 0 | 650 | | 11 | 9 | CT(SD) | X | X | | | | | | | 150 | Functional levelshift |
| | 8 Lead SOIC | 2 | 600 | 0.18 | 0.26 | 0 | 0 | 650 | | 11 | 9 | CT(SD) | X | X | | | | | | | 150 | Functional levelshift |
| IR21531S | 8-lead SOIC | 2 | 600 | 0.18 | 0.26 | 0 | 0 | 350 | | 9 | 8 | CT(SD) | X | | | | | | | | 150 | Functional levelshift |
| IRS21834 | 14 Lead PDIP | 2 | 600 | 1.9 | 2.3 | 180 | 220 | 280 | X | 8.9 | 8.2 | | X | | | | | X | | | 150 | Functional levelshift |
| | 14 Lead SOIC | 2 | 600 | 1.9 | 2.3 | 180 | 220 | 280 | X | 8.9 | 8.2 | | X | | | | | X | | | 150 | Functional levelshift |
| IRS2183 | 8 Lead PDIP | 2 | 600 | 1.9 | 2.3 | 180 | 220 | 280 | | 8.9 | 8.2 | | X | | | | | | | | 150 | Functional levelshift |
| | 8 Lead SOIC | 2 | 600 | 1.9 | 2.3 | 180 | 220 | 280 | | 8.9 | 8.2 | | X | | | | | | | | 150 | Functional levelshift |
| IRS21844 | MLPQ 4X4 14L | 2 | 600 | 1.9 | 2.3 | 680 | 270 | 280 | X | 8.9 | 8.2 | /SD | X | | | | | X | X | | 150 | Functional levelshift |
| | 14 Lead PDIP | 2 | 600 | 1.9 | 2.3 | 680 | 270 | 280 | X | 8.9 | 8.2 | /SD | X | | | | | X | X | | 150 | Functional levelshift |
| | 14 Lead SOIC | 2 | 600 | 1.9 | 2.3 | 680 | 270 | 280 | X | 8.9 | 8.2 | /SD | X | | | | | X | X | | 150 | Functional levelshift |
| IRS2184 | 8 Lead PDIP | 2 | 600 | 1.9 | 2.3 | 680 | 270 | 280 | | 8.9 | 8.2 | /SD | X | | | | | | X | | 150 | Functional levelshift |
| | 8 Lead SOIC | 2 | 600 | 1.9 | 2.3 | 680 | 270 | 280 | | 8.9 | 8.2 | /SD | X | | | | | | X | | 150 | Functional levelshift |
| IRS2302 | 8 Lead SOIC | 2 | 600 | 0.2 | 0.35 | 650 | 200 | 300 | | 4.1 | 3.8 | /SD | X | | | | | | X | | 150 | Functional levelshift |
| IRS2304 | 8 Lead PDIP | 2 | 600 | 0.29 | 0.6 | 150 | 150 | 80 | | 8.9 | 8.2 | | X | | | | | | | | 150 | Functional levelshift |
| | 8 Lead SOIC | 2 | 600 | 0.29 | 0.6 | 150 | 150 | 80 | | 8.9 | 8.2 | | X | | | | | | | | 150 | Functional levelshift |
| IRS2308 | 8 Lead PDIP | 2 | 600 | 0.29 | 0.6 | 220 | 200 | 400 | | 8.9 | 8.2 | | X | | | | | | | | 150 | Functional levelshift |
| | 8 Lead SOIC | 2 | 600 | 0.29 | 0.6 | 220 | 200 | 400 | | 8.9 | 8.2 | | X | | | | | | | | 150 | Functional levelshift |
| IRS25091 | 8 Lead SOIC | 2 | 600 | 0.2 | 0.35 | 750 | 250 | 350 | X | 8.9 | 8.2 | DT(SD) | X | | | | | | X | | 150 | Functional levelshift |
| IRS2509 | 8 Lead SOIC | 2 | 600 | 0.2 | 0.35 | 750 | 250 | 350 | | 8.9 | 8.2 | /SD | X | | | | | | X | | 150 | Functional levelshift |
| IRS2608D | 8 Lead SOIC | 2 | 600 | 0.2 | 0.35 | 250 | 250 | 350 | | 8.9 | 8.2 | | X | X | | | | | | | 150 | Functional levelshift |
| IRS2609D | 8 Lead SOIC | 2 | 600 | 0.2 | 0.35 | 750 | 250 | 350 | | 8.9 | 8.2 | /SD | X | X | | | | | X | | 150 | Functional levelshift |
| IRS2003 | 8 Lead PDIP | 2 | 200 | 0.29 | 0.6 | 680 | 150 | 400 | | 8.9 | 8.2 | | X | | | | | | - | | 150 | Functional levelshift |
| | 8 Lead SOIC | 2 | 200 | 0.29 | 0.6 | 680 | 150 | 400 | | 8.9 | 8.2 | | X | | | | | | - | | 150 | Functional levelshift |
| IRS2004 | 8 Lead PDIP | 2 | 200 | 0.29 | 0.6 | 680 | 150 | 400 | | 8.9 | 8.2 | /SD | X | | | | | | X | | 150 | Functional levelshift |
| | 8 Lead SOIC | 2 | 200 | 0.29 | 0.6 | 680 | 150 | 400 | | 8.9 | 8.2 | /SD | X | | | | | | X | | 150 | Functional levelshift |

Driver

| Product | Package | Channels | Voltage class [V] | Source current [A] (typ) | Sink current [A] (typ) | Propagation delay on [ns] (typ) | Propagation delay off [ns] (typ) | Deadtime [ns] (min) | UVLO on [V] (typ) | UVLO off [V] (typ) | Shutdown/enable | Interlock | Integrated bootstrap diode | Fault reporting | Current amplifier output | Brake | Separate logic GND | Over current protection | Tj [°C] (max) | Isolation |
|--------------|----------------|----------|-------------------|--------------------------|------------------------|---------------------------------|----------------------------------|---------------------|-------------------|--------------------|-----------------|-----------|----------------------------|-----------------|--------------------------|-------|--------------------|-------------------------|---------------|-----------------------|
| Three phase | | | | | | | | | | | | | | | | | | | | |
| IR2233 | 44 Lead PLCC | 6 | 1200 | 0.25 | 0.5 | 750 | 700 | 100 | 8.6 | 8.2 | SD | X | | X | X | | X | X | 125 | Functional levelshift |
| | 28 Lead PDIP | 6 | 1200 | 0.25 | 0.5 | 750 | 700 | 100 | 8.6 | 8.2 | SD | X | | X | X | | X | X | 125 | Functional levelshift |
| | 28 Lead SOICWB | 6 | 1200 | 0.25 | 0.5 | 750 | 700 | 100 | 8.6 | 8.2 | SD | X | | X | X | | X | X | 125 | Functional levelshift |
| | 28 Lead SOIC | 6 | 1200 | 0.25 | 0.5 | 750 | 700 | 100 | 8.6 | 8.2 | SD | X | | X | X | | X | X | 125 | Functional levelshift |
| IR2235 | 44 Lead PLCC | 6 | 1200 | 0.25 | 0.5 | 750 | 700 | 100 | 10.4 | 9.4 | SD | X | | X | X | | X | X | 125 | Functional levelshift |
| | 28 Lead PDIP | 6 | 1200 | 0.25 | 0.5 | 750 | 700 | 100 | 10.4 | 9.4 | SD | X | | X | X | | X | X | 125 | Functional levelshift |
| | 28 Lead SOICWB | 6 | 1200 | 0.25 | 0.5 | 750 | 700 | 100 | 10.4 | 9.4 | SD | X | | X | X | | X | X | 125 | Functional levelshift |
| 6ED003L06-F2 | PG-DSO-28 | 6 | 600 | 0.165 | 0.375 | 530 | 490 | 150 | 11.7 | 9.8 | EN | X | | X | | | X | X | 125 | Functional levelshift |
| 6EDL04I06NT | PG-DSO-28 | 6 | 600 | 0.165 | 0.375 | 530 | 490 | 150 | 11.7 | 9.8 | EN | X | X | X | | | X | X | 125 | Functional levelshift |
| 6EDL04I06PT | PG-DSO-28 | 6 | 600 | 0.165 | 0.375 | 530 | 490 | 150 | 11.7 | 9.8 | EN | X | X | X | | | X | X | 125 | Functional levelshift |
| 6EDL04N06PT | PG-DSO-28 | 6 | 600 | 0.165 | 0.375 | 530 | 530 | 150 | 9 | 8.1 | EN | X | X | X | | | X | X | 125 | Functional levelshift |
| IR2130 | 44 Lead PLCC | 6 | 600 | 0.25 | 0.5 | 675 | 425 | 1300 | 9 | 8.7 | | X | | X | X | | X | X | 150 | Functional levelshift |
| | 28 Lead PDIP | 6 | 600 | 0.25 | 0.5 | 675 | 425 | 1300 | 9 | 8.7 | | X | | X | X | | X | X | 150 | Functional levelshift |
| | 28 Lead SOICWB | 6 | 600 | 0.25 | 0.5 | 675 | 425 | 1300 | 9 | 8.7 | | X | | X | X | | X | X | 150 | Functional levelshift |
| IR2131 | 44 Lead PLCC | 6 | 600 | 0.25 | 0.5 | 1300 | 600 | 400 | 8.7 | 8.3 | SD | X | | X | | | X | X | 150 | Functional levelshift |
| | 28 Lead PDIP | 6 | 600 | 0.25 | 0.5 | 1300 | 600 | 400 | 8.7 | 8.3 | SD | X | | X | | | X | X | 150 | Functional levelshift |
| | 28 Lead SOICWB | 6 | 600 | 0.25 | 0.5 | 1300 | 600 | 400 | 8.7 | 8.3 | SD | X | | X | | | X | X | 150 | Functional levelshift |
| IR2132 | 44 Lead PLCC | 6 | 600 | 0.25 | 0.5 | 675 | 425 | 400 | 9 | 8.7 | | X | | X | X | | X | X | 150 | Functional levelshift |
| | 28 Lead PDIP | 6 | 600 | 0.25 | 0.5 | 675 | 425 | 400 | 9 | 8.7 | | X | | X | X | | X | X | 150 | Functional levelshift |
| | 28 Lead SOICWB | 6 | 600 | 0.25 | 0.5 | 675 | 425 | 400 | 9 | 8.7 | | X | | X | X | | X | X | 150 | Functional levelshift |
| IR2133 | 44 Lead PLCC | 6 | 600 | 0.25 | 0.5 | 750 | 700 | 100 | 8.6 | 8.2 | SD | X | | X | X | | X | X | 125 | Functional levelshift |
| | 28 Lead PDIP | 6 | 600 | 0.25 | 0.5 | 750 | 700 | 100 | 8.6 | 8.2 | SD | X | | X | X | | X | X | 125 | Functional levelshift |
| | 28 Lead SOICWB | 6 | 600 | 0.25 | 0.5 | 750 | 700 | 100 | 8.6 | 8.2 | SD | X | | X | X | | X | X | 125 | Functional levelshift |
| IR2135 | 44 Lead PLCC | 6 | 600 | 0.25 | 0.5 | 750 | 700 | 100 | 10.4 | 9.4 | SD | X | | X | X | | X | X | 125 | Functional levelshift |
| | 28 Lead SOICWB | 6 | 600 | 0.25 | 0.5 | 750 | 700 | 100 | 10.4 | 9.4 | SD | X | | X | X | | X | X | 125 | Functional levelshift |
| IR2136 | 44 Lead PLCC | 6 | 600 | 0.2 | 0.35 | 425 | 400 | 220 | 8.9 | 8.2 | EN | X | | X | | | X | X | 150 | Functional levelshift |
| | 28 Lead PDIP | 6 | 600 | 0.2 | 0.35 | 425 | 400 | 220 | 8.9 | 8.2 | EN | X | | X | | | X | X | 150 | Functional levelshift |
| | 28 Lead SOICWB | 6 | 600 | 0.2 | 0.35 | 425 | 400 | 220 | 8.9 | 8.2 | EN | X | | X | | | X | X | 150 | Functional levelshift |
| IR21363 | 44 Lead PLCC | 6 | 600 | 0.2 | 0.35 | 425 | 400 | 220 | 11.1 | 10.9 | EN | X | | X | | | X | X | 150 | Functional levelshift |
| | 28 Lead SOICWB | 6 | 600 | 0.2 | 0.35 | 425 | 400 | 220 | 11.1 | 10.9 | EN | X | | X | | | X | X | 150 | Functional levelshift |
| IR21364 | 28 Lead SOICWB | 6 | 600 | 0.2 | 0.35 | 500 | 530 | 220 | 10.4 | 9.4 | EN | X | | X | | | X | X | 150 | Functional levelshift |
| IR21365 | 28 Lead SOICWB | 6 | 600 | 0.2 | 0.35 | 425 | 400 | 220 | 11.1 | 10.9 | EN | X | | X | | | X | X | 150 | Functional levelshift |
| IR21368 | 28 Lead SOICWB | 6 | 600 | 0.2 | 0.35 | 425 | 400 | 220 | 8.9 | 8.2 | EN | X | | X | | | X | X | 150 | Functional levelshift |

Bare dies

Discrete

IGBT modules

IPMs

Stacks & boards

Driver & controller

SiC

Presspacks

SCR / diode modules

Solid state relays

Driver

| Product | Package | Channels | Voltage class [V] | Source current [A] (typ) | Sink current [A] (typ) | Propagation delay on [ns] (typ) | Propagation delay off [ns] (typ) | Deadtime [ns] (min) | UVLO on [V] (typ) | UVLO off [V] (typ) | Shutdown/enable | Interlock | Integrated bootstrap diode | Fault reporting | Current amplifier output | Brake | Separate logic GND | Over current protection | Tj [°C] (max) | Isolation |
|--------------|----------------|----------|-------------------|--------------------------|------------------------|---------------------------------|----------------------------------|---------------------|-------------------|--------------------|-----------------|-----------|----------------------------|-----------------|--------------------------|-------|--------------------|-------------------------|---------------|-----------------------|
| Three phase | | | | | | | | | | | | | | | | | | | | |
| IRS2330 | 44 Lead PLCC | 6 | 600 | 0.25 | 0.5 | 500 | 500 | 1300 | 9 | 8.7 | | X | | X | X | | X | X | 150 | Functional levelshift |
| | 28 Lead SOICWB | 6 | 600 | 0.25 | 0.5 | 500 | 500 | 1300 | 9 | 8.7 | | X | | X | X | | X | X | 150 | Functional levelshift |
| IRS2332 | 44 Lead PLCC | 6 | 600 | 0.25 | 0.5 | 500 | 500 | 500 | 9 | 8.7 | | X | | X | X | | X | X | 150 | Functional levelshift |
| | 28 Lead SOICWB | 6 | 600 | 0.25 | 0.5 | 500 | 500 | 500 | 9 | 8.7 | | X | | X | X | | X | X | 150 | Functional levelshift |
| IRS2334 | 64 Lead MQFP | 6 | 600 | 0.2 | 0.35 | 530 | 530 | 190 | 11.1 | 10.9 | | X | | | | | | | 150 | Functional levelshift |
| | 20 Lead SOICWB | 6 | 600 | 0.2 | 0.35 | 530 | 530 | 190 | 11.1 | 10.9 | | X | | | | | | | 150 | Functional levelshift |
| IRS2336 | 44 Lead PLCC | 6 | 600 | 0.2 | 0.35 | 530 | 530 | 190 | 8.9 | 8.2 | EN | X | | X | | | | | 150 | Functional levelshift |
| | 28 Lead SOICWB | 6 | 600 | 0.2 | 0.35 | 530 | 530 | 190 | 8.9 | 8.2 | EN | X | | X | | | | | 150 | Functional levelshift |
| 6ED003L02-F2 | PG-TSSOP-28 | 6 | 200 | 0.165 | 0.375 | 530 | 490 | 150 | 11.7 | 9.8 | EN | X | | X | | | X | X | 125 | Functional levelshift |
| 6EDL04N02PR | PG-TSSOP-28 | 6 | 200 | 0.165 | 0.375 | 530 | 530 | 150 | 9 | 8.1 | EN | X | X | X | | | X | X | 125 | Functional levelshift |
| IR2238 | 64 Lead MQFP | 7 | 1200 | 0.35 | 0.54 | 550 | 550 | 76 | 11.2 | 10.2 | SD | X | | X | | X | | | 125 | Functional levelshift |

Driver

| Product | Package | Topology | Channels | Voltage class [V] | Separate logic GND | Propagation delay OC [μ s] (min) | T _j [°C] (max) | Isolation |
|---------------|----------------|---------------|----------|-------------------|--------------------|---------------------------------------|---------------------------|-----------------------|
| Current sense | | | | | | | | |
| IR2277 | 16 Lead SOICWB | Current sense | 1 | 1200 | X | 2.7 | 125 | Functional levelshift |
| IR22771 | 16 Lead SOICWB | Current sense | 1 | 1200 | X | 2.7 | 125 | Functional levelshift |
| IR2175 | 8 Lead PDIP | Current sense | 1 | 600 | | 1 | 150 | Functional levelshift |
| | 8 Lead SOIC | Current sense | 1 | 600 | | 1 | 150 | Functional levelshift |
| IR2177 | 16 Lead SOICWB | Current sense | 1 | 600 | X | 2.7 | 125 | Functional levelshift |
| IR21771 | 16 Lead SOICWB | Current sense | 1 | 600 | X | 2.7 | 125 | Functional levelshift |

Bare dies

Discrete

IGBT modules

IPMs

Stacks & boards

Driver & controller

SiC

Presspacks

SCR / diode modules

Solid state relays

Digital motor controller (iMOTION™)

| Product | Product status | Packages | Description | Moisture sensitivity level | Package | Processor type | Technology |
|-----------|------------------|------------------------------------|---|----------------------------|---------|----------------|------------|
| IRMCF183M | active active | MLPQ 5X5 32L MLPQ 5X5 32L | High Performance Sensorless Motor Control IC | 2 | QFN32 | MCE | DCIC |
| IRMCF171 | active active | MLPQ 7X7 48L MLPQ 7X7 48L | High Performance Appliance Motor Control IC | - | LQFP48 | MCE | DCIC |
| IRMCF143 | active active | MQFP 10X10 64L MQFP 10X10 64L | High Performance Position Servo Control IC | - | LQFP64 | MCE | DCIC |
| IRMCF188 | active active | LQFP 10X10 64L LQFP 10X10 64L | High Performance Sensorless Motor Control IC | 3 | LQFP64 | MCE | DCIC |
| IRMCK182M | active active | MLPQ 5X5 32L MLPQ 5X5 32L | Sensorless Motor Control IC for Appliance | - | QFN32 | MCE | DCIC |
| IRMCK171 | active active | MQFP 7X7 48L MQFP 7X7 48L | Sensorless Motor Control IC for Appliances | - | QFP48 | MCE | DCIC |
| IRMCK172M | active | MLPQ 7X7 48L | High Performance Sensorless Motor Control IC | 3 | QFP48 | MCE | DCIC |
| IRMCK099M | active active | MLPQ 5X5 32L MLPQ 5X5 32L | High Performance Sensorless Motor Control IC | 2 | QFN32 | MCE | DCIC |
| IRMCF588Q | active active | LQFP 14X14 100L LQFP 14X14 100L | Dual Motor High Performance Sensorless Control IC | 2 | QFP100 | MCE | DCIC |

Bare dies

Discrete

IGBT
modules

IPMs

Stacks &
boardsDriver &
controller

SiC

Presspacks

SCR/diode
modulesSolid state
relays

Solid state
relays

SCR / diode
modules

Presspacks

SiC

Driver &
controller

Stacks &
boards

IPMs

IGBT
modules

Discrete

Bare dies



SiC

Silicon Carbide

Silicon Carbide (SiC) devices belong to the so-called wide band gap semiconductor group, which offers a number of attractive characteristics for high voltage power semiconductors when compared to commonly used silicon (Si). In particular, the much

higher breakdown field strength and thermal conductivity of SiC allow creating devices which outperform by far the corresponding Si ones, and enable reaching otherwise unattainable efficiency levels.

Highlights

CoolSiC™ 1200V SiC JFET



CoolSiC™ 1200V SiC JFET The revolutionary CoolSiC™ 1200V SiC JFET family, in combination with the proposed Direct Drive Technology, represents Infineon's leading edge solution to bring actual designs towards new and so far unattainable efficiency levels. The new SiC JFET consistently reduces the switching losses with respect to the available IGBT based silicon devices and even the conduction losses when its ohmic characteristics are fully exploited.

www.infineon.com/coolbic

1200V CoolSiC™ Schottky Diode Generation 5



1200V SiC diode combined with a Si HighSpeed 3 IGBT enables simpler 2-level topologies due to its zero reverse recovery losses. It also delivers 40% lower Si IGBT turn-on losses and reduced EMI. Moreover, an improved thermal performance reduces now the junction temperature by 15% compared to a silicon based solution – increasing system reliability as well the possibility to increase output power in a given form factor.

www.infineon.com/sic-gen5-1200v

650V CoolSiC™ Schottky Diode Generation 5



With CoolSiC™ Generation 5 Infineon presents a new leading edge technology for SiC Schottky Barrier diodes, delivering market leading efficiency at attractive cost point. Infineon's proprietary diffusion soldering process, already introduced with Generation 3, is now combined with a new, more compact design as well as latest advancements in thin wafer technology.

www.infineon.com/sic-gen5-650v

Bare dies

Discrete

IGBT modules

IPMs

Stacks & boards

Driver & controller

SiC

Presspacks

SCR / diode modules

Solid state relays

CoolSiC™ Schottky diodes

| Product | Product status | Technology | V _{DC} min [V] | I _F max [A] | V _F [V] | Q _C [nC] | Package | I _(FSM) max [A] | I _R [uA] | C _T [pF] | P _{tot} max [W] | R _{thJC} [K/W] |
|-----------------|----------------------|-------------|-------------------------|------------------------|--------------------|---------------------|------------------|----------------------------|---------------------|---------------------|--------------------------|-------------------------|
| D2PAK real 2pin | | | | | | | | | | | | |
| IDK02G65C5 | active and preferred | CoolSiC™ 5G | 650.0 V | 2.0 A | 1.5 V | 4.0 nC | D2PAK (TO-263-2) | 23.0 A | 0.1 uA | 70.0 pF | 36.0 W | 2.6 K/W |
| IDK03G65C5 | active and preferred | CoolSiC™ 5G | 650.0 V | 3.0 A | 1.5 V | 5.0 nC | D2PAK (TO-263-2) | 31.0 A | 0.15 uA | 100.0 pF | 42.0 W | 2.2 K/W |
| IDK04G65C5 | active and preferred | CoolSiC™ 5G | 650.0 V | 4.0 A | 1.5 V | 7.0 nC | D2PAK (TO-263-2) | 38.0 A | 0.2 uA | 130.0 pF | 48.0 W | 1.9 K/W |
| IDK05G65C5 | active and preferred | CoolSiC™ 5G | 650.0 V | 5.0 A | 1.5 V | 8.0 nC | D2PAK (TO-263-2) | 46.0 A | 0.25 uA | 160.0 pF | 55.0 W | 1.7 K/W |
| IDK06G65C5 | active and preferred | CoolSiC™ 5G | 650.0 V | 6.0 A | 1.5 V | 10.0 nC | D2PAK (TO-263-2) | 54.0 A | 0.3 uA | 190.0 pF | 62.0 W | 1.5 K/W |
| IDK08G65C5 | active and preferred | CoolSiC™ 5G | 650.0 V | 8.0 A | 1.5 V | 13.0 nC | D2PAK (TO-263-2) | 68.0 A | 0.4 uA | 250.0 pF | 76.0 W | 1.2 K/W |
| IDK09G65C5 | active and preferred | CoolSiC™ 5G | 650.0 V | 9.0 A | 1.5 V | 14.0 nC | D2PAK (TO-263-2) | 75.0 A | 0.45 uA | 270.0 pF | 82.0 W | 1.1 K/W |
| IDK10G65C5 | active and preferred | CoolSiC™ 5G | 650.0 V | 10.0 A | 1.5 V | 15.0 nC | D2PAK (TO-263-2) | 82.0 A | 0.5 uA | 300.0 pF | 89.0 W | 1.0 K/W |
| IDK12G65C5 | active and preferred | CoolSiC™ 5G | 650.0 V | 12.0 A | 1.5 V | 18.0 nC | D2PAK (TO-263-2) | 97.0 A | 0.65 uA | 360.0 pF | 104.0 W | 0.9 K/W |
| DPAK (TO-252) | | | | | | | | | | | | |
| IDD03SG60C | active | CoolSiC™ 3G | 600.0 V | 3.0 A | 2.1 V | 3.2 nC | DPAK (TO-252) | 11.5 A | 0.23 uA | 60.0 pF | 38.0 W | - |
| IDD04SG60C | active | CoolSiC™ 3G | 600.0 V | 4.0 A | 2.1 V | 4.5 nC | DPAK (TO-252) | 18.0 A | 0.3 uA | 80.0 pF | 43.0 W | - |
| IDD05SG60C | active | CoolSiC™ 3G | 600.0 V | 5.0 A | 2.1 V | 6.0 nC | DPAK (TO-252) | 26.0 A | 0.4 uA | 110.0 pF | 56.0 W | - |
| IDD06SG60C | active | CoolSiC™ 3G | 600.0 V | 6.0 A | 2.1 V | 8.0 nC | DPAK (TO-252) | 32.0 A | 0.5 uA | 130.0 pF | 71.0 W | - |
| IDD08SG60C | active | CoolSiC™ 3G | 600.0 V | 8.0 A | 1.8 V | 12.0 nC | DPAK (TO-252) | 42.0 A | 0.6 uA | 240.0 pF | 100.0 W | - |
| IDD09SG60C | active | CoolSiC™ 3G | 600.0 V | 9.0 A | 1.8 V | 15.0 nC | DPAK (TO-252) | 49.0 A | 0.7 uA | 280.0 pF | 115.0 W | - |
| IDD10SG60C | active | CoolSiC™ 3G | 600.0 V | 10.0 A | 1.8 V | 16.0 nC | DPAK (TO-252) | 51.0 A | 0.8 uA | 290.0 pF | 120.0 W | - |
| IDD12SG60C | active | CoolSiC™ 3G | 600.0 V | 12.0 A | 1.8 V | 19.0 nC | DPAK (TO-252) | 59.0 A | 1.0 uA | 310.0 pF | 125.0 W | - |
| DPAK real 2pin | | | | | | | | | | | | |
| IDM10G120C5 | active and preferred | CoolSiC™ 5G | 1200.0 V | 10.0 A | 1.5 V | 41.0 nC | DPAK (TO-252-2) | 99.0 A | 4.0 uA | 525.0 pF | 223.0 W | 0.5 K/W |
| IDM08G120C5 | active and preferred | CoolSiC™ 5G | 1200.0 V | 8.0 A | 1.65 V | 28.0 nC | DPAK (TO-252-2) | 70.0 A | 3.0 uA | 365.0 pF | 167.0 W | 0.7 K/W |
| IDM05G120C5 | active and preferred | CoolSiC™ 5G | 1200.0 V | 5.0 A | 1.5 V | 24.0 nC | DPAK (TO-252-2) | 59.0 A | 2.5 uA | 301.0 pF | 144.0 W | 0.8 K/W |
| IDM02G120C5 | active and preferred | CoolSiC™ 5G | 1200.0 V | 2.0 A | 1.4 V | 14.0 nC | DPAK (TO-252-2) | 37.0 A | 1.2 uA | 182.0 pF | 98.0 W | 1.2 K/W |
| ThinPAK | | | | | | | | | | | | |
| IDL02G65C5 | active and preferred | CoolSiC™ 5G | 650.0 V | 2.0 A | 1.5 V | 4.0 nC | ThinPAK 8x8 | 21.0 A | 0.1 uA | 70.0 pF | 46.0 W | 2.1 K/W |
| IDL04G65C5 | active and preferred | CoolSiC™ 5G | 650.0 V | 4.0 A | 1.5 V | 7.0 nC | ThinPAK 8x8 | 29.0 A | 0.2 uA | 130.0 pF | 62.0 W | 1.6 K/W |
| IDL06G65C5 | active and preferred | CoolSiC™ 5G | 650.0 V | 6.0 A | 1.5 V | 10.0 nC | ThinPAK 8x8 | 36.0 A | 0.3 uA | 190.0 pF | 78.0 W | 1.2 K/W |
| IDL08G65C5 | active and preferred | CoolSiC™ 5G | 650.0 V | 8.0 A | 1.5 V | 13.0 nC | ThinPAK 8x8 | 43.0 A | 0.4 uA | 250.0 pF | 96.0 W | 1.0 K/W |
| IDL10G65C5 | active and preferred | CoolSiC™ 5G | 650.0 V | 10.0 A | 1.5 V | 15.0 nC | ThinPAK 8x8 | 50.0 A | 0.5 uA | 300.0 pF | 113.0 W | 0.8 K/W |
| IDL12G65C5 | active and preferred | CoolSiC™ 5G | 650.0 V | 12.0 A | 1.5 V | 18.0 nC | ThinPAK 8x8 | 57.0 A | 0.65 uA | 360.0 pF | 138.0 W | 0.7 K/W |

CoolSiC™ Schottky diodes

| Product | Product status | Technology | V _{DC} min [V] | I _F max [A] | V _F [V] | Q _C [nC] | Package | I _(FSM) max [A] | I _R [uA] | C _T [pF] | P _{tot} max [W] | R _{thJC} [K/W] |
|------------------|----------------------|-------------|-------------------------|------------------------|--------------------|---------------------|------------------|----------------------------|---------------------|---------------------|--------------------------|-------------------------|
| TO-220 real 2pin | | | | | | | | | | | | |
| IDH03SG60C | active | CoolSiC™ 3G | 600.0 V | 3.0 A | 2.1 V | 3.2 nC | TO-220 real 2pin | 11.5 A | 0.23 uA | 60.0 pF | 38.0 W | - |
| IDH04SG60C | active | CoolSiC™ 3G | 600.0 V | 4.0 A | 2.1 V | 4.5 nC | TO-220 real 2pin | 18.0 A | 0.3 uA | 80.0 pF | 43.0 W | - |
| IDH05SG60C | active | CoolSiC™ 3G | 600.0 V | 5.0 A | 2.1 V | 6.0 nC | TO-220 real 2pin | 26.0 A | 0.4 uA | 110.0 pF | 56.0 W | - |
| IDH06SG60C | active | CoolSiC™ 3G | 600.0 V | 6.0 A | 2.1 V | 8.0 nC | TO-220 real 2pin | 32.0 A | 0.5 uA | 130.0 pF | 71.0 W | - |
| IDH08SG60C | active | CoolSiC™ 3G | 600.0 V | 8.0 A | 1.8 V | 12.0 nC | TO-220 real 2pin | 42.0 A | 0.6 uA | 240.0 pF | 100.0 W | - |
| IDH09SG60C | active | CoolSiC™ 3G | 600.0 V | 9.0 A | 1.8 V | 15.0 nC | TO-220 real 2pin | 49.0 A | 0.7 uA | 280.0 pF | 115.0 W | - |
| IDH10SG60C | active | CoolSiC™ 3G | 600.0 V | 10.0 A | 1.8 V | 16.0 nC | TO-220 real 2pin | 51.0 A | 0.8 uA | 290.0 pF | 120.0 W | - |
| IDH12SG60C | active | CoolSiC™ 3G | 600.0 V | 12.0 A | 1.8 V | 19.0 nC | TO-220 real 2pin | 59.0 A | 1.0 uA | 310.0 pF | 125.0 W | - |
| IDH02G65C5 | active and preferred | CoolSiC™ 5G | 650.0 V | 2.0 A | 1.5 V | 4.0 nC | TO-220 real 2pin | 23.0 A | 0.1 uA | 70.0 pF | 36.0 W | 2.6 K/W |
| IDH03G65C5 | active and preferred | CoolSiC™ 5G | 650.0 V | 3.0 A | 1.5 V | 5.0 nC | TO-220 real 2pin | 31.0 A | 0.2 uA | 100.0 pF | 42.0 W | 2.2 K/W |
| IDH04G65C5 | active and preferred | CoolSiC™ 5G | 650.0 V | 4.0 A | 1.5 V | 7.0 nC | TO-220 real 2pin | 38.0 A | 0.2 uA | 130.0 pF | 48.0 W | 1.9 K/W |
| IDH05G65C5 | active and preferred | CoolSiC™ 5G | 650.0 V | 5.0 A | 1.5 V | 8.0 nC | TO-220 real 2pin | 46.0 A | 0.3 uA | 160.0 pF | 55.0 W | 1.7 K/W |
| IDH06G65C5 | active and preferred | CoolSiC™ 5G | 650.0 V | 6.0 A | 1.5 V | 10.0 nC | TO-220 real 2pin | 54.0 A | 0.3 uA | 190.0 pF | 62.0 W | 1.5 K/W |
| IDH08G65C5 | active and preferred | CoolSiC™ 5G | 650.0 V | 8.0 A | 1.5 V | 13.0 nC | TO-220 real 2pin | 68.0 A | 0.4 uA | 250.0 pF | 76.0 W | 1.2 K/W |
| IDH10G65C5 | active and preferred | CoolSiC™ 5G | 650.0 V | 10.0 A | 1.5 V | 15.0 nC | TO-220 real 2pin | 82.0 A | 0.5 uA | 300.0 pF | 89.0 W | 1.0 K/W |
| IDH12G65C5 | active and preferred | CoolSiC™ 5G | 650.0 V | 12.0 A | 1.5 V | 18.0 nC | TO-220 real 2pin | 97.0 A | 0.65 uA | 360.0 pF | 104.0 W | 0.9 K/W |
| IDH16G65C5 | active and preferred | CoolSiC™ 5G | 650.0 V | 16.0 A | 1.5 V | 23.0 nC | TO-220 real 2pin | 124.0 A | 0.85 uA | 470.0 pF | 129.0 W | 0.7 K/W |
| IDH20G65C5 | active and preferred | CoolSiC™ 5G | 650.0 V | 20.0 A | 1.5 V | 29.0 nC | TO-220 real 2pin | 142.0 A | 1.1 uA | 590.0 pF | 157.0 W | 0.6 K/W |
| IDH09G65C5 | active and preferred | CoolSiC™ 5G | 650.0 V | 9.0 A | 1.5 V | 14.0 nC | TO-220 real 2pin | 75.0 A | 0.45 uA | 270.0 pF | 82.0 W | 1.1 K/W |
| IDH10G120C5 | active and preferred | CoolSiC™ 5G | 1200.0 V | 10.0 A | 1.5 V | 41.0 nC | TO-220 real 2pin | 99.0 A | 4.0 uA | 525.0 pF | 165.0 W | 0.7 K/W |
| IDH05G120C5 | active and preferred | CoolSiC™ 5G | 1200.0 V | 5.0 A | 1.5 V | 24.0 nC | TO-220 real 2pin | 59.0 A | 2.5 uA | 301.0 pF | 109.0 W | 1.06 K/W |
| IDH08G120C5 | active and preferred | CoolSiC™ 5G | 1200.0 V | 8.0 A | 1.65 V | 28.0 nC | TO-220 real 2pin | 70.0 A | 3.0 uA | 365.0 pF | 126.0 W | 0.92 K/W |
| IDH02G120C5 | active and preferred | CoolSiC™ 5G | 1200.0 V | 2.0 A | 1.4 V | 14.0 nC | TO-220 real 2pin | 37.0 A | 1.2 uA | 182.0 pF | 75.0 W | 1.54 K/W |
| IDH20G120C5 | active and preferred | CoolSiC™ 5G | 1200.0 V | 20.0 A | 1.5 V | 82.0 nC | TO-220 real 2pin | 198.0 A | 8.5 uA | 1050.0 pF | 330.0 W | 0.35 K/W |
| IDH16G120C5 | active and preferred | CoolSiC™ 5G | 1200.0 V | 16.0 A | 1.65 V | 57.0 nC | TO-220 real 2pin | 140.0 A | 5.5 uA | 730.0 pF | 250.0 W | 0.46 K/W |

Bare dies

Discrete

IGBT modules

IPMs

Stacks & boards

Driver & controller

SiC

Presspacks

SCR / diode modules

Solid state relays

CoolSiC™ Schottky diodes

| Product | Product status | Technology | V _{DC} min [V] | I _F max [A] | V _F [V] | Q _C [nC] | Package | I _(FSM) max [A] | I _R [uA] | C _T [pF] | P _{tot} max [W] | R _{thJC} [K/W] |
|--------------|----------------------|-------------|-------------------------|------------------------|--------------------|---------------------|---------|----------------------------|---------------------|---------------------|--------------------------|-------------------------|
| TO-247 | | | | | | | | | | | | |
| IDW10G65C5 | active and preferred | CoolSiC™ 5G | 650.0 V | 10.0 A | 1.5 V | 15.0 nC | TO-247 | 58.0 A | 0.5 uA | 300.0 pF | 65.0 W | 1.8 K/W |
| IDW12G65C5 | active and preferred | CoolSiC™ 5G | 650.0 V | 12.0 A | 1.5 V | 18.0 nC | TO-247 | 71.0 A | 0.6 uA | 360.0 pF | 76.0 W | 1.5 K/W |
| IDW16G65C5 | active and preferred | CoolSiC™ 5G | 650.0 V | 16.0 A | 1.5 V | 23.0 nC | TO-247 | 95.0 A | 0.8 uA | 470.0 pF | 94.0 W | 1.2 K/W |
| IDW20G65C5 | active and preferred | CoolSiC™ 5G | 650.0 V | 20.0 A | 1.5 V | 29.0 nC | TO-247 | 103.0 A | 1.1 uA | 590.0 pF | 112.0 W | 1.0 K/W |
| IDW30G65C5 | active and preferred | CoolSiC™ 5G | 650.0 V | 30.0 A | 1.5 V | 42.0 nC | TO-247 | 165.0 A | 1.6 uA | 860.0 pF | 150.0 W | 0.8 K/W |
| IDW40G65C5 | active and preferred | CoolSiC™ 5G | 650.0 V | 40.0 A | 1.5 V | 55.0 nC | TO-247 | 182.0 A | 2.2 uA | 1140.0 pF | 183.0 W | 0.6 K/W |
| IDW10G120C5B | active and preferred | CoolSiC™ 5G | 1200.0 V | 10.0 A | 1.4 V | 57.0 nC | TO-247 | 140.0 A | 6.0 uA | 730.0 pF | 148.0 W | 0.8 K/W |
| IDW15G120C5B | active and preferred | CoolSiC™ 5G | 1200.0 V | 15.0 A | 1.4 V | 82.0 nC | TO-247 | 170.0 A | 8.0 uA | 1050.0 pF | 200.0 W | 0.6 K/W |
| IDW20G120C5B | active and preferred | CoolSiC™ 5G | 1200.0 V | 20.0 A | 1.4 V | 106.0 nC | TO-247 | 190.0 A | 12.0 uA | 1368.0 pF | 250.0 W | 0.45 K/W |
| IDW30G120C5B | active and preferred | CoolSiC™ 5G | 1200.0 V | 30.0 A | 1.4 V | 154.0 nC | TO-247 | 240.0 A | 17.0 uA | 1980.0 pF | 332.0 W | 0.35 K/W |
| IDW40G120C5B | active and preferred | CoolSiC™ 5G | 1200.0 V | 40.0 A | 1.4 V | 202.0 nC | TO-247 | 290.0 A | 23.0 uA | 2592.0 pF | 402.0 W | 0.3 K/W |
| IDW40G65C5B | active and preferred | CoolSiC™ 5G | 650.0 V | 20.0 A | 1.5 V | 29.0 nC | TO-247 | 103.0 A | 1.1 uA | 590.0 pF | 112.0 W | 1.0 K/W |
| IDW20G65C5B | active and preferred | CoolSiC™ 5G | 650.0 V | 10.0 A | 1.5 V | 15.0 nC | TO-247 | 58.0 A | 0.5 uA | 300.0 pF | 130.0 W | 1.8 K/W |
| IDW24G65C5B | active and preferred | CoolSiC™ 5G | 650.0 V | 12.0 A | 1.5 V | 18.0 nC | TO-247 | 71.0 A | 0.6 uA | 360.0 pF | 152.0 W | 1.5 K/W |
| IDW32G65C5B | active and preferred | CoolSiC™ 5G | 650.0 V | 16.0 A | 1.5 V | 23.0 nC | TO-247 | 95.0 A | 0.8 uA | 470.0 pF | 188.0 W | 1.2 K/W |

CoolSiC™ 1200 V SiC JFET & direct drive technology

| Product | Product status | Packages | V _{DS} max [V] | R _{DS(on)} (multiple) | I _D max [A] | P _{tot} max [W] | I _{Dpuls} max [A] | V _{GS(th)} | V _{GS(th)} min [V] | Q _g | R _{th} | Operating temperature min [°C] | Mounting | Q _{rr} [nC] | I _{rrm} [A] | E _{oss(typ)} [uJ] | C _{ol(er)} [pF] | C _{ol(tr)} [pF] |
|---------------|----------------------|------------|-------------------------|--------------------------------|------------------------|--------------------------|----------------------------|---------------------|-----------------------------|----------------|-----------------|--------------------------------|----------|----------------------|----------------------|----------------------------|--------------------------|--------------------------|
| TO247 | | | | | | | | | | | | | | | | | | |
| IJW120R100T1* | active and preferred | PG-TO247-3 | 1200.0 | 0.1 | 26.0 | 190.0 | 78.0 | -12 | -15.0 | 72 | 0.78 | -55.0 | THT | 118.0 | 11.0 | 28.0 | 89.0 | 112.0 |
| IJW120R070T1* | active and preferred | PG-TO247-3 | 1200.0 | 0.07 | 35.0 | 238.0 | 114.0 | -12 | -15.0 | 92 | 0.63 | -55.0 | THT | 120.0 | 15.0 | 38.0 | 120.0 | 152.0 |

* not recommended for new designs

SiC modules

| Product | Product status | Voltage [V] | Configuration | $I_{C(nom)}$ [A] | Technology | V_{CEsat} [V] | V_F [V] | Housing |
|--------------------|----------------------|-------------|---------------|------------------|-------------|-----------------|-----------|--------------|
| FF600R12IS4F | active and preferred | 1200 | Dual | 600 | IGBT2 Fast | 3.2 | 1.6 | PrimePACK™ 2 |
| DF200R12W1H3F_B11 | active and preferred | 1200 | Chopper | 200 | HighSpeed 3 | 1.3 | 1.6 | EasyPACK 1B |
| DF160R12W2H3F_B11 | active and preferred | 1200 | Chopper | 160 | HighSpeed 3 | 1.55 | 1.6 | EasyPACK 2B |
| DF80R12W2H3F_B11 | active and preferred | 1200 | Chopper | 80 | HighSpeed 3 | 1.55 | 1.6 | EasyPACK 2B |
| DF75R12W1H4F_B11 | active and preferred | 1200 | Chopper | 75 | HighSpeed 2 | 2.1 | 1.6 | EasyPACK 1B |
| F4-75R07W2H3_B51 | active and preferred | 650 | Fourpack | 75 | HighSpeed 3 | 1.35 | 1.45 | EasyPACK 2B |
| F4-50R07W2H3_B51 | active and preferred | 650 | Fourpack | 50 | HighSpeed 3 | 1.35 | 1.6 | EasyPACK 2B |
| FS3L50R07W2H3F_B11 | active and preferred | 650 | 3-level | 50 | HighSpeed 3 | 1.45 | 1.6 | EasyPACK 2B |
| FS3L30R07W2H3F_B11 | active and preferred | 650 | 3-level | 30 | HighSpeed 3 | 1.5 | 1.6 | EasyPACK 2B |

Bare dies

Discrete

IGBT modules

IPMs

Stacks & boards

Driver & controller

SiC

Presspacks

SCR / diode modules

Solid state relays



Presspacks

Thyristor / diode Presspacks

The wide portfolio consists of standard thyristors and diodes with epoxy disc case, high power thyristors and diodes with ceramic disc case. Bipolar Power Semiconductors are applied in the most varied fields of application in a power range of just a few kilowatts up to several gig watts.

All discs are assembled in high reliable, robust and hermetic sealed ceramic housings in order to avoid mechanical damages as well as almost any negative environmental influences as e.g. high humidity.

Highlights

**Silicon controlled rectifiers for medium-voltage soft starters**


The 6.5 kV thyristor disc series consists of four robust and powerful disc device types developed and designed for the special requirements of medium-voltage soft starter applications. All devices are designed for high surge current capability.

www.infineon.com/SCRs

**Discover our Soft Recovery Freewheeling Diodes**

Our soft recovery diode disc series consists of robust and powerful disc device types developed for the special requirements of medium-voltage IGCT inverter applications. All devices are designed for high surge current capability.

www.infineon.com/softrecovery

**BIP-Stacks – optimized solutions directly from Infineon Bipolar**

For high power applications we offer a stack portfolio which includes modules- and discs -Assemblies & -Stacks with up to several 10 kA and up to 40 kV. Benefit from over 40 years of experience and order your stacks directly from leading manufacturer of power semiconductors.

www.infineon.com/bipstacks

**Easy online ordering for Bipolar Power Semiconductors**

We offer a broad range of presspack disc housings which are directly available in our webshop.

www.ifbip-shop.com

Fast rectifier diodes

| Product | V_{RRM} [V] | I_{FAVM}/T_c [A/°C] (@180° el sin) | I_{FSM} [A] (@10ms, $T_{vj\ max}$) | $\int I_2 dt$ [A ² · 10 ³] (@10ms, $T_{vj\ max}$) | V_F/I_F [V/kA] (@ $T_{vj\ max}$) | V_{TO} [V] (@ $T_{vj\ max}$) max | r_T [mΩ] (@ $T_{vj\ max}$) max | I_{RM} [A] (@ $I_F = I_{FAVM}$, $di/dt = 50$ A/μs) max | R_{thJC} [K/kW] (@180° el sin) max | T_{vj} [°C] max | Clamping force [kn] min | Clamping force [kn] max | Housing | Configuration |
|-----------------------------------|---------------|--------------------------------------|---------------------------------------|---|-------------------------------------|-------------------------------------|-----------------------------------|---|--------------------------------------|-------------------|-------------------------|-------------------------|--------------------------------------|---------------------------|
| Fast rectifier diodes up to 1400V | | | | | | | | | | | | | | |
| D650S14T QR | 1400.0 | 650/96 | 10100.0 | 510.0 | 2.25/2.7 | 1.0 | 0.45 | 122.0 | 48.0 | 150.0 | 6.0 | 14.5 | Disc dia 58mm height 26mm / Ceramic | Fast rectifier diodes |
| D650S14T | 1400.0 | 650/96 | 10100.0 | 510.0 | 2.25/2.7 | 1.0 | 0.45 | 122.0 | 48.0 | 150.0 | 6.0 | 14.5 | Disc dia 58mm height 26mm / Ceramic | Fast rectifier diodes |
| D650S12T | 1200.0 | 650/96 | 10100.0 | 510.0 | 2.25/2.7 | 1.0 | 0.45 | 122.0 | 48.0 | 150.0 | 6.0 | 14.5 | Disc dia 58mm height 26mm / Ceramic | Fast rectifier diodes |
| D450S20T | 2000.0 | 443/100 | 4600.0 | 106.0 | 2.25/1.2 | 1.0 | 0.9 | 160.0 | 57.0 | 150.0 | 3.2 | 7.6 | Disc dia 42mm height 14mm / Ceramic | Fast rectifier diodes |
| D450S16T | 1600.0 | 443/100 | 4600.0 | 106.0 | 2.25/1.2 | 1.0 | 0.9 | 160.0 | 57.0 | 150.0 | 3.2 | 7.6 | Disc dia 42mm height 14mm / Ceramic | Fast rectifier diodes |
| D690S26T | 2600.0 | 690/100 | 11500.0 | 661.0 | 2.7/3.0 | 1.0 | 0.5 | 230.0 | 39.0 | 150.0 | 10.0 | 24.0 | Disc dia 58mm height 26mm / Ceramic | Fast rectifier diodes |
| D690S24T | 2400.0 | 690/100 | 11500.0 | 661.0 | 2.7/3.0 | 1.0 | 0.5 | 230.0 | 39.0 | 150.0 | 10.0 | 24.0 | Disc dia 58mm height 26mm / Ceramic | Fast rectifier diodes |
| D690S22T | 2200.0 | 690/100 | 11500.0 | 661.0 | 2.7/3.0 | 1.0 | 0.5 | 230.0 | 39.0 | 150.0 | 10.0 | 24.0 | Disc dia 58mm height 26mm / Ceramic | Fast rectifier diodes |
| D690S20T | 2000.0 | 690/100 | 11500.0 | 661.0 | 3.7/3.0 | 1.0 | 0.5 | 230.0 | 39.0 | 150.0 | 10.0 | 24.0 | Disc dia 58mm height 26mm / Ceramic | Fast rectifier diodes |
| D291S45T | 4500.0 | 290/85 | 4500.0 | 100.0 | 4.15/1.2 | 1.9 | 1.76 | 500.0 | 40.0 | 125.0 | 9.0 | 13.0 | Disc dia 58mm height 26mm / Ceramic | Fast rectifier diodes |
| D371S45T | 4500.0 | 330/85 | 6000.0 | 180.0 | 3.9/1.2 | 2.0 | 1.49 | 500.0 | 18.0 | 125.0 | 10.0 | 16.0 | Disc dia 58mm height 26mm / Ceramic | Fast rectifier diodes |
| GTO - freewheeling diodes | | | | | | | | | | | | | | |
| D721S45T | 4500.0 | 720/85 | 15000.0 | 1300.0 | 3.5/2.5 | 1.7 | 0.69 | 600.0 | 18.0 | 125.0 | 15.0 | 36.0 | Disc dia 75mm height 26mm / Ceramic | GTO - freewheeling diodes |
| D721S35T VF | 3500.0 | 720/85 | 15000.0 | 1300.0 | 3.5/2.5 | 1.7 | 0.69 | 600.0 | 18.0 | 125.0 | 15.0 | 36.0 | Disc dia 75mm height 26mm / Ceramic | GTO - freewheeling diodes |
| D921S45T | 4500.0 | 1380/85 | 28000.0 | 2650.0 | 2.6/2.5 | 1.4 | 0.48 | 800.0 | 12.5 | 140.0 | 27.0 | 45.0 | Disc dia 100mm height 26mm / Ceramic | GTO - freewheeling diodes |
| D1251S45T | 4500.0 | 1310/85 | 18000.0 | 1620.0 | 2.5/2.5 | 1.25 | 0.45 | 800.0 | 14.0 | 140.0 | 15.0 | 36.0 | Disc dia 76mm height 14mm / Ceramic | GTO - freewheeling diodes |
| D1381S45T | 4500.0 | 1380/85 | 28000.0 | 5120.0 | 2.6/2.5 | 1.4 | 0.48 | 700.0 | 12.5 | 140.0 | 27.0 | 35.0 | Disc dia 100mm height 26mm / Ceramic | GTO - freewheeling diodes |
| D1461S45T | 4500.0 | 1460/85 | 28000.0 | 5120.0 | 2.5/2.5 | 1.43 | 0.38 | 840.0 | 12.5 | 140.0 | 27.0 | 45.0 | Disc dia 100mm height 26mm / Ceramic | GTO - freewheeling diodes |

All here shown Presspacks are active and preferred.

Rectifier diodes

| Product | V_{RRM} [V] | I_{FAVM}/T_c [A/°C] (@180° el sin) | I_{FSM} [A] (@10ms, $T_{vj\ max}$) | $\int I^2 dt$ [A ² s · 10 ³] (@10ms, $T_{vj\ max}$) | V^2/I^2 [V/kA] (@ $T_{vj\ max}$) | V_{TO} [V] (@ $T_{vj\ max}$) | r_f [mΩ] (@ $T_{vj\ max}$) | R_{thJC} [K/kW] (@180° el sin) max | T_{vj} [°C] max | Clamping force [kn] min | Clamping force [kn] max | Housing | Configuration |
|---------------------------|---------------|--------------------------------------|---------------------------------------|---|-------------------------------------|---------------------------------|-------------------------------|--------------------------------------|-------------------|-------------------------|-------------------------|--------------------------------------|------------------|
| Ceramic discs up to 800V | | | | | | | | | | | | | |
| D650N08T | 800.0 | 651/100 | 510.0 | 130.0 | 1.44/1.35 | 0.7 | 0.51 | 81.0 | 180.0 | 2.6 | 4.6 | Disc dia 42mm height 14mm / Ceramic | Rectifier diodes |
| D650N06T | 600.0 | 651/100 | 510.0 | 130.0 | 1.44/1.35 | 0.7 | 0.51 | 81.0 | 180.0 | 2.6 | 4.6 | Disc dia 42mm height 14mm / Ceramic | Rectifier diodes |
| D650N04T | 400.0 | 651/100 | 510.0 | 130.0 | 1.44/1.35 | 0.7 | 0.51 | 81.0 | 180.0 | 2.6 | 4.6 | Disc dia 42mm height 14mm / Ceramic | Rectifier diodes |
| D650N02T | 200.0 | 651/100 | 510.0 | 130.0 | 1.44/1.35 | 0.7 | 0.51 | 81.0 | 180.0 | 2.6 | 4.6 | Disc dia 42mm height 14mm / Ceramic | Rectifier diodes |
| D970N08T | 800.0 | 972/100 | 8800.0 | 387.0 | 1.45/2.3 | 0.7 | 0.31 | 57.0 | 180.0 | 3.9 | 7.6 | Disc dia 42mm height 14mm / Ceramic | Rectifier diodes |
| D970N06T | 600.0 | 972/100 | 8800.0 | 387.0 | 1.45/2.3 | 0.7 | 0.31 | 57.0 | 180.0 | 3.9 | 7.6 | Disc dia 42mm height 14mm / Ceramic | Rectifier diodes |
| D970N04T | 400.0 | 972/100 | 8800.0 | 387.0 | 1.45/2.3 | 0.7 | 0.31 | 57.0 | 180.0 | 3.9 | 7.6 | Disc dia 42mm height 14mm / Ceramic | Rectifier diodes |
| D970N02T | 200.0 | 972/100 | 8800.0 | 387.0 | 1.45/2.3 | 0.7 | 0.31 | 57.0 | 180.0 | 3.9 | 7.6 | Disc dia 42mm height 14mm / Ceramic | Rectifier diodes |
| D2450N07T | 700.0 | 2452/100 | 4000.0 | 4061.0 | 1.5/7.7 | 0.7 | 0.1 | 25.3 | 180.0 | 12.0 | 24.0 | Disc dia 58mm height 14mm / Ceramic | Rectifier diodes |
| D2450N06T | 600.0 | 2452/100 | 4000.0 | 4061.0 | 1.5/7.7 | 0.7 | 0.1 | 25.3 | 180.0 | 12.0 | 24.0 | Disc dia 58mm height 14mm / Ceramic | Rectifier diodes |
| D2450N04T | 400.0 | 2452/100 | 4000.0 | 4061.0 | 1.5/7.7 | 0.7 | 0.1 | 25.3 | 180.0 | 12.0 | 24.0 | Disc dia 58mm height 14mm / Ceramic | Rectifier diodes |
| D2450N02T | 200.0 | 2452/100 | 4000.0 | 4061.0 | 1.5/7.7 | 0.7 | 0.1 | 25.3 | 180.0 | 12.0 | 24.0 | Disc dia 58mm height 14mm / Ceramic | Rectifier diodes |
| D5810N06T VF | 600.0 | 5800/58 | 70000.0 | 24500.0 | 1.47/18.0 | 0.7 | 0.04 | 17.0 | 180.0 | 30.0 | 60.0 | Disc dia 75mm height 26mm / Ceramic | Rectifier diodes |
| D5810N04T VF | 400.0 | 5800/58 | 70000.0 | 24500.0 | 1.47/18.0 | 0.7 | 0.04 | 17.0 | 180.0 | 30.0 | 60.0 | Disc dia 75mm height 26mm / Ceramic | Rectifier diodes |
| D5810N02T VF | 200.0 | 5800/58 | 70000.0 | 24500.0 | 1.47/18.0 | 0.7 | 0.04 | 17.0 | 180.0 | 30.0 | 60.0 | Disc dia 75mm height 26mm / Ceramic | Rectifier diodes |
| D8320N06T VF | 600.0 | 8320/56 | 95000.0 | 45000.0 | 0.94/10.0 | 0.7 | 0.02 | 12.5 | 180.0 | 40.0 | 80.0 | Disc dia 100mm height 26mm / Ceramic | Rectifier diodes |
| D8320N04T VF | 400.0 | 8320/56 | 95000.0 | 45000.0 | 0.94/10.0 | 0.7 | 0.02 | 12.5 | 180.0 | 40.0 | 80.0 | Disc dia 100mm height 26mm / Ceramic | Rectifier diodes |
| D8320N02T VF | 200.0 | 8320/56 | 95000.0 | 45000.0 | 0.94/10.0 | 0.7 | 0.02 | 12.5 | 180.0 | 40.0 | 80.0 | Disc dia 100mm height 26mm / Ceramic | Rectifier diodes |
| Ceramic discs up to 1800V | | | | | | | | | | | | | |
| D1050N18T | 1800.0 | 1050/130 | 18500.0 | 1710.0 | 1.76/5.0 | 0.81 | 0.17 | 38.0 | 180.0 | 10.0 | 24.0 | Disc dia 58mm height 26mm / Ceramic | Rectifier diodes |
| D1050N16T | 1600.0 | 1050/130 | 18500.0 | 1710.0 | 1.76/5.0 | 0.81 | 0.17 | 38.0 | 180.0 | 10.0 | 24.0 | Disc dia 58mm height 26mm / Ceramic | Rectifier diodes |
| D1050N14T | 1400.0 | 1050/130 | 18500.0 | 1710.0 | 1.76/5.0 | 0.81 | 0.17 | 38.0 | 180.0 | 10.0 | 24.0 | Disc dia 58mm height 26mm / Ceramic | Rectifier diodes |
| D1050N12T | 1200.0 | 1050/130 | 18500.0 | 1710.0 | 1.76/5.0 | 0.81 | 0.17 | 38.0 | 180.0 | 10.0 | 24.0 | Disc dia 58mm height 26mm / Ceramic | Rectifier diodes |
| D1230N18T | 1800.0 | 1234/100 | 11800.0 | 696.0 | 1.77/3.2 | 0.81 | 0.28 | 39.0 | 180.0 | 6.0 | 15.0 | Disc dia 48mm height 14mm / Ceramic | Rectifier diodes |
| D1230N16T | 1600.0 | 1234/100 | 11800.0 | 696.0 | 1.77/3.2 | 0.81 | 0.28 | 39.0 | 180.0 | 6.0 | 15.0 | Disc dia 48mm height 14mm / Ceramic | Rectifier diodes |
| D1230N14T | 1400.0 | 1234/100 | 11800.0 | 696.0 | 1.77/3.2 | 0.81 | 0.28 | 39.0 | 180.0 | 6.0 | 15.0 | Disc dia 48mm height 14mm / Ceramic | Rectifier diodes |
| D1230N12T | 1200.0 | 1234/100 | 11800.0 | 696.0 | 1.77/3.2 | 0.81 | 0.28 | 39.0 | 180.0 | 6.0 | 15.0 | Disc dia 48mm height 14mm / Ceramic | Rectifier diodes |

All here shown Presspacks are active and preferred.

Bare dies

Discrete

IGBT modules

IPMs

Stacks & boards

Driver & controller

SiC

Presspacks

SCR / diode modules

Solid state relays

Rectifier diodes

| Product | V_{RRM} [V] | I_{FVM}/T_c [A/°C] (@180° el sin) | I_{FSM} [A] (@10ms, $T_{vj max}$) | $\int I^2 dt$ [A ² s · 10 ³] (@10ms, $T_{vj max}$) | V_f/I_f [V/kA] (@ $T_{vj max}$) | V_{TO} [V] (@ $T_{vj max}$) | r_f [mΩ] (@ $T_{vj max}$) | R_{thJC} [K/kW] (@180° el sin) max | T_{vj} [°C] max | Clamping force [kn] min | Clamping force [kn] max | Housing | Configuration |
|---------------------------|---------------|-------------------------------------|--------------------------------------|--|------------------------------------|--------------------------------|------------------------------|--------------------------------------|-------------------|-------------------------|-------------------------|--------------------------------------|------------------|
| Ceramic discs up to 3000V | | | | | | | | | | | | | |
| D770N20T | 2000.0 | 767/100 | 6000.0 | 180.0 | 1.76/1.6 | 0.81 | 0.54 | 57.0 | 180.0 | 3.2 | 7.6 | Disc dia 42mm height 14mm / Ceramic | Rectifier diodes |
| D770N18T | 1800.0 | 767/100 | 6000.0 | 180.0 | 1.76/1.6 | 0.81 | 0.54 | 57.0 | 180.0 | 3.2 | 7.6 | Disc dia 42mm height 14mm / Ceramic | Rectifier diodes |
| D770N16T | 1600.0 | 767/100 | 6000.0 | 180.0 | 1.76/1.6 | 0.81 | 0.54 | 57.0 | 180.0 | 3.2 | 7.6 | Disc dia 42mm height 14mm / Ceramic | Rectifier diodes |
| D770N14T | 1400.0 | 767/100 | 6000.0 | 180.0 | 1.76/1.6 | 0.81 | 0.54 | 57.0 | 180.0 | 3.2 | 7.6 | Disc dia 42mm height 14mm / Ceramic | Rectifier diodes |
| D770N12T | 1200.0 | 767/100 | 6000.0 | 180.0 | 1.76/1.6 | 0.81 | 0.54 | 57.0 | 180.0 | 3.2 | 7.6 | Disc dia 42mm height 14mm / Ceramic | Rectifier diodes |
| D950N22T | 2200.0 | 950/100 | 10250.0 | 525.0 | 2.1/2.8 | 0.7 | 0.5 | 45.0 | 180.0 | 6.0 | 12.0 | Disc dia 42mm height 14mm / Ceramic | Rectifier diodes |
| D950N18T | 1800.0 | 950/100 | 10250.0 | 525.0 | 2.1/2.8 | 0.7 | 0.5 | 45.0 | 180.0 | 6.0 | 12.0 | Disc dia 42mm height 14mm / Ceramic | Rectifier diodes |
| D820N28T | 2800.0 | 818/100 | 9000.0 | 405.0 | 2.15/2.4 | 0.83 | 0.52 | 39.0 | 160.0 | 6.0 | 15.0 | Disc dia 48mm height 14mm / Ceramic | Rectifier diodes |
| D820N26T | 2600.0 | 818/100 | 9000.0 | 405.0 | 2.15/2.4 | 0.83 | 0.52 | 39.0 | 160.0 | 6.0 | 15.0 | Disc dia 48mm height 14mm / Ceramic | Rectifier diodes |
| D820N24T | 2400.0 | 818/100 | 9000.0 | 405.0 | 2.15/2.4 | 0.83 | 0.52 | 39.0 | 160.0 | 6.0 | 15.0 | Disc dia 48mm height 14mm / Ceramic | Rectifier diodes |
| D820N22T | 2200.0 | 818/100 | 9000.0 | 405.0 | 2.15/2.4 | 0.83 | 0.52 | 39.0 | 160.0 | 6.0 | 15.0 | Disc dia 48mm height 14mm / Ceramic | Rectifier diodes |
| D820N20T | 2000.0 | 818/100 | 9000.0 | 405.0 | 2.15/2.4 | 0.83 | 0.52 | 39.0 | 160.0 | 6.0 | 15.0 | Disc dia 48mm height 14mm / Ceramic | Rectifier diodes |
| D1030N26T | 2600.0 | 1030/100 | 14500.0 | 1051.0 | 2.05/4.0 | 0.82 | 0.28 | 38.0 | 160.0 | 10.0 | 24.0 | Disc dia 58mm height 26mm / Ceramic | Rectifier diodes |
| D1030N24T | 2400.0 | 1030/100 | 14500.0 | 1051.0 | 2.05/4.0 | 0.82 | 0.28 | 38.0 | 160.0 | 10.0 | 24.0 | Disc dia 58mm height 26mm / Ceramic | Rectifier diodes |
| D1030N22T | 2200.0 | 1030/100 | 14500.0 | 1051.0 | 2.05/4.0 | 0.82 | 0.28 | 38.0 | 160.0 | 10.0 | 24.0 | Disc dia 58mm height 26mm / Ceramic | Rectifier diodes |
| D2200N24T VF | 2400.0 | 2200/100 | 35000.0 | 6125.0 | 1.17/2.5 | 0.83 | 0.15 | 17.0 | 160.0 | 24.0 | 60.0 | Disc dia 75mm height 26mm / Ceramic | Rectifier diodes |
| D2200N22T VF | 2200.0 | 2200/100 | 35000.0 | 6125.0 | 1.17/2.5 | 0.83 | 0.15 | 17.0 | 160.0 | 24.0 | 60.0 | Disc dia 74mm height 26mm / Ceramic | Rectifier diodes |
| D2200N20T VF | 2000.0 | 2200/100 | 35000.0 | 6125.0 | 1.17/2.5 | 0.83 | 0.15 | 17.0 | 160.0 | 24.0 | 60.0 | Disc dia 74mm height 26mm / Ceramic | Rectifier diodes |
| D2520N22T VF | 2200.0 | 2520/100 | 35000.0 | 6125.0 | 1.57/10.2 | 0.73 | 0.1 | 22.0 | 175.0 | 15.0 | 24.0 | Disc dia 76mm height 26mm / Ceramic | Rectifier diodes |
| D2650N24T VF | 2400.0 | 3520 / 100 | 41000.0 | 5611.0 | 2.25/9.0 | 0.82 | 0.15 | 16.9 | 180.0 | 24.0 | 60.0 | Disc dia 75mm height 26mm / Ceramic | Rectifier diodes |
| D4201N22T | 2200.0 | 4830/100 | 73500.0 | 27000.0 | 0.94/4.0 | 0.67 | 0.08 | 9.2 | 160.0 | 36.0 | 52.0 | Disc dia 120mm height 35mm / Ceramic | Rectifier diodes |
| D4201N20T | 2000.0 | 4830/100 | 73500.0 | 27000.0 | 0.94/4.0 | 0.67 | 0.08 | 9.2 | 160.0 | 36.0 | 52.0 | Disc dia 120mm height 35mm / Ceramic | Rectifier diodes |
| D4810N28T VF | 2800.0 | 4810/100 | 60000.0 | 18000.0 | 1.45/10.0 | 0.83 | 0.06 | 8.0 | 160.0 | 42.0 | 95.0 | Disc dia 111mm height 26mm / Ceramic | Rectifier diodes |
| D4810N24T VF | 2400.0 | 4810/100 | 60000.0 | 18000.0 | 1.45/10.0 | 0.83 | 0.06 | 8.0 | 160.0 | 42.0 | 95.0 | Disc dia 111mm height 26mm / Ceramic | Rectifier diodes |
| D4810N22T VF | 2200.0 | 4810/100 | 60000.0 | 18000.0 | 1.45/10.0 | 0.83 | 0.06 | 8.0 | 160.0 | 42.0 | 95.0 | Disc dia 111mm height 26mm / Ceramic | Rectifier diodes |
| D4810N20T VF | 2000.0 | 4810/100 | 60000.0 | 18000.0 | 1.45/10.0 | 0.83 | 0.06 | 8.0 | 160.0 | 42.0 | 95.0 | Disc dia 111mm height 26mm / Ceramic | Rectifier diodes |

All here shown Presspacks are active and preferred.

Rectifier diodes

| Product | V _{RRM} [V] | I _{F(AV)} /T _c [A/°C] (@180° el sin) | I _{FSM} [A] (@10ms, T _{vj max}) | ∫I ² dt [A ² s · 10 ³] (@10ms, T _{vj max}) | V ^f /I ^f [V/kA] (@T _{vj max}) | V _{TO} [V] (@T _{vj max}) max | r _F [mΩ] (@T _{vj max}) max | R _{thJC} [K/kW] (@180° el sin) max | T _{vj} [°C] max | Clamping force [kn] min | Clamping force [kn] max | Housing | Configuration |
|---------------------------|----------------------|--|--|--|---|---|---|---|--------------------------|-------------------------|-------------------------|--------------------------------------|------------------|
| Ceramic discs up to 5000V | | | | | | | | | | | | | |
| D270N36T | 3600.0 | 270/100 | 4000.0 | 80.0 | 2.6/1.05 | 0.86 | 1.54 | 98.0 | 150.0 | 3.2 | 7.6 | Disc dia 58mm height 26mm / Ceramic | Rectifier diodes |
| D740N48T | 4800.0 | 750/100 | 11000.0 | 605.0 | 2.94/3.0 | 0.85 | 0.65 | 39.0 | 160.0 | 10.0 | 24.0 | Disc dia 58mm height 26mm / Ceramic | Rectifier diodes |
| D740N46T | 4600.0 | 750/100 | 11000.0 | 605.0 | 2.94/3.0 | 0.85 | 0.65 | 39.0 | 160.0 | 10.0 | 24.0 | Disc dia 58mm height 26mm / Ceramic | Rectifier diodes |
| D740N44T | 4400.0 | 750/100 | 11000.0 | 605.0 | 2.94/3.0 | 0.85 | 0.65 | 39.0 | 160.0 | 10.0 | 24.0 | Disc dia 58mm height 26mm / Ceramic | Rectifier diodes |
| D740N42T | 4200.0 | 750/100 | 11000.0 | 605.0 | 2.94/3.0 | 0.85 | 0.65 | 39.0 | 160.0 | 10.0 | 24.0 | Disc dia 58mm height 26mm / Ceramic | Rectifier diodes |
| D740N40T | 4000.0 | 750/100 | 11000.0 | 605.0 | 2.94/3.0 | 0.85 | 0.65 | 39.0 | 160.0 | 10.0 | 24.0 | Disc dia 58mm height 26mm / Ceramic | Rectifier diodes |
| D740N36T | 3600.0 | 750/100 | 11000.0 | 605.0 | 2.94/3.0 | 0.85 | 0.65 | 39.0 | 160.0 | 10.0 | 24.0 | Disc dia 58mm height 26mm / Ceramic | Rectifier diodes |
| D850N40T | 4000.0 | 850/100 | 12800.0 | 819.0 | 2.62/3.5 | 0.84 | 0.49 | 38.0 | 160.0 | 10.0 | 24.0 | Disc dia 58mm height 26mm / Ceramic | Rectifier diodes |
| D850N36T | 3600.0 | 850/100 | 12800.0 | 819.0 | 2.62/3.5 | 0.84 | 0.49 | 38.0 | 160.0 | 10.0 | 24.0 | Disc dia 58mm height 26mm / Ceramic | Rectifier diodes |
| D850N34T | 3400.0 | 850/100 | 12800.0 | 819.0 | 2.62/3.5 | 0.84 | 0.49 | 38.0 | 160.0 | 10.0 | 24.0 | Disc dia 58mm height 26mm / Ceramic | Rectifier diodes |
| D850N32T | 3200.0 | 850/100 | 12800.0 | 819.0 | 2.62/3.5 | 0.84 | 0.49 | 38.0 | 160.0 | 10.0 | 24.0 | Disc dia 58mm height 26mm / Ceramic | Rectifier diodes |
| D850N30T | 3000.0 | 850/100 | 12800.0 | 819.0 | 2.62/3.5 | 0.84 | 0.49 | 38.0 | 160.0 | 10.0 | 24.0 | Disc dia 58mm height 26mm / Ceramic | Rectifier diodes |
| D850N28T | 2800.0 | 850/100 | 12800.0 | 819.0 | 2.62/3.5 | 0.84 | 0.49 | 38.0 | 160.0 | 10.0 | 24.0 | Disc dia 58mm height 26mm / Ceramic | Rectifier diodes |
| D1800N48T VF | 4800.0 | 1800/100 | 27500.0 | 3781.0 | 2.82/7.4 | 0.85 | 0.25 | 16.9 | 160.0 | 24.0 | 60.0 | Disc dia 75mm height 26mm / Ceramic | Rectifier diodes |
| D1800N46T VF | 4600.0 | 1800/100 | 27500.0 | 3781.0 | 2.82/7.4 | 0.85 | 0.25 | 16.9 | 160.0 | 24.0 | 60.0 | Disc dia 75mm height 26mm / Ceramic | Rectifier diodes |
| D1800N44T VF | 4400.0 | 1800/100 | 27500.0 | 3781.0 | 2.82/7.4 | 0.85 | 0.25 | 16.9 | 160.0 | 24.0 | 60.0 | Disc dia 75mm height 26mm / Ceramic | Rectifier diodes |
| D1800N43T VF | 4300.0 | 1800/100 | 27500.0 | 3781.0 | 2.82/7.4 | 0.85 | 0.25 | 16.9 | 160.0 | 24.0 | 60.0 | Disc dia 75mm height 26mm / Ceramic | Rectifier diodes |
| D1800N42T VF | 4200.0 | 1800/100 | 27500.0 | 3781.0 | 2.82/7.4 | 0.85 | 0.25 | 16.9 | 160.0 | 24.0 | 60.0 | Disc dia 75mm height 26mm / Ceramic | Rectifier diodes |
| D1800N40T VF | 4000.0 | 1800/100 | 27500.0 | 3781.0 | 2.82/7.4 | 0.85 | 0.25 | 16.9 | 160.0 | 24.0 | 60.0 | Disc dia 75mm height 26mm / Ceramic | Rectifier diodes |
| D1800N36T VF | 3600.0 | 1800/100 | 27500.0 | 3781.0 | 2.82/7.4 | 0.85 | 0.25 | 16.9 | 160.0 | 24.0 | 60.0 | Disc dia 75mm height 26mm / Ceramic | Rectifier diodes |
| D2201N45T | 4500.0 | 2320/100 | 38000.0 | 7220.0 | 1.17/2.5 | 0.69 | 0.206 | 11.2 | 140.0 | 27.0 | 45.0 | Disc dia 100mm height 26mm / Ceramic | Rectifier diodes |
| D3501N42T | 4200.0 | 3690/100 | 56000.0 | 15700.0 | 1.2/4.0 | 0.73 | 0.13 | 9.2 | 160.0 | 36.0 | 52.0 | Disc dia 120mm height 35mm / Ceramic | Rectifier diodes |
| D3501N40T PR | 4000.0 | 3690/100 | 56000.0 | 15700.0 | 1.2/4.0 | 0.73 | 0.13 | 9.2 | 160.0 | 36.0 | 52.0 | Disc dia 120mm height 35mm / Ceramic | Rectifier diodes |
| D3501N36T | 3600.0 | 3690/100 | 56000.0 | 15700.0 | 1.2/4.0 | 0.73 | 0.13 | 9.2 | 160.0 | 36.0 | 52.0 | Disc dia 120mm height 35mm / Ceramic | Rectifier diodes |
| D6001N50T | 5000.0 | 6070/100 | 110000.0 | 60500.0 | 1.15/6.0 | 0.8 | 0.09 | 4.6 | 160.0 | 63.0 | 91.0 | Disc dia 150mm height 26mm / Ceramic | Rectifier diodes |

All here shown Presspacks are active and preferred.

Bare dies

Discrete

IGBT modules

IPMs

Stacks & boards

Driver & controller

SiC

Presspacks

SCR / diode modules

Solid state relays

Rectifier diodes

| Product | V_{RRM} [V] | I_{FARM}/T_c [A/°C] (@180° el sin) | I_{FSM} [A] (@10ms, $T_{vj max}$) | $\int I^2 dt$ [A ² s · 10 ³] (@10ms, $T_{vj max}$) | V^2/I^2 [V/kA] (@ $T_{vj max}$) | V_{TO} [V] (@ $T_{vj max}$) | r_f [mΩ] (@ $T_{vj max}$) | R_{thJC} [K/kW] (@180° el sin) max | T_{vj} [°C] max | Clamping force [kn] min | Clamping force [kn] max | Housing | Configuration |
|----------------------------|---------------|--------------------------------------|--------------------------------------|--|------------------------------------|--------------------------------|------------------------------|--------------------------------------|-------------------|-------------------------|-------------------------|--------------------------------------|-------------------|
| Ceramic discs up to 10000V | | | | | | | | | | | | | |
| D471N90T | 9000.0 | 565/100 | 10000.0 | 500.0 | 3.0/1.2 | 1.04 | 1.78 | 31.5 | 160.0 | 10.0 | 16.0 | Disc dia 58mm height 26mm / Ceramic | Rectifier diodes |
| D471N85T | 8500.0 | 565/100 | 10000.0 | 500.0 | 3.0/1.2 | 1.04 | 1.78 | 31.5 | 160.0 | 10.0 | 16.0 | Disc dia 58mm height 26mm / Ceramic | Rectifier diodes |
| D471N80T | 8000.0 | 565/100 | 10000.0 | 500.0 | 3.0/1.2 | 1.04 | 1.78 | 31.5 | 160.0 | 10.0 | 16.0 | Disc dia 58mm height 26mm / Ceramic | Rectifier diodes |
| D711N68T | 6800.0 | 790/100 | 10500.0 | 550.0 | 1.77/1.2 | 0.84 | 0.87 | 31.5 | 160.0 | 10.0 | 16.0 | Disc dia 58mm height 26mm / Ceramic | Rectifier diodes |
| D711N65T | 6500.0 | 790/100 | 10500.0 | 550.0 | 1.77/1.2 | 0.84 | 0.87 | 31.5 | 160.0 | 10.0 | 16.0 | Disc dia 58mm height 26mm / Ceramic | Rectifier diodes |
| D711N60T | 6000.0 | 790/100 | 10500.0 | 550.0 | 1.77/1.2 | 0.84 | 0.87 | 31.5 | 160.0 | 10.0 | 16.0 | Disc dia 58mm height 26mm / Ceramic | Rectifier diodes |
| D1481N68T VF | 6800.0 | 1650/100 | 24500.0 | 3000.0 | 1.8/2.5 | 0.75 | 0.42 | 15.8 | 160.0 | 15.0 | 36.0 | Disc dia 75mm height 26mm / Ceramic | Rectifier diodes |
| D1481N65T | 6500.0 | 1650/100 | 24500.0 | 3000.0 | 1.8/2.5 | 0.75 | 0.42 | 15.8 | 160.0 | 15.0 | 36.0 | Disc dia 75mm height 26mm / Ceramic | Rectifier diodes |
| D1481N62T | 6200.0 | 1650/100 | 24500.0 | 3000.0 | 1.8/2.5 | 0.75 | 0.42 | 15.8 | 160.0 | 15.0 | 36.0 | Disc dia 75mm height 26mm / Ceramic | Rectifier diodes |
| D1481N60T | 6000.0 | 1650/100 | 24500.0 | 3000.0 | 1.8/2.5 | 0.75 | 0.42 | 15.8 | 160.0 | 15.0 | 36.0 | Disc dia 75mm height 26mm / Ceramic | Rectifier diodes |
| D1481N58T | 5800.0 | 1650/100 | 24500.0 | 3000.0 | 1.8/2.5 | 0.75 | 0.42 | 15.8 | 160.0 | 15.0 | 36.0 | Disc dia 75mm height 26mm / Ceramic | Rectifier diodes |
| D3001N68T | 6800.0 | 2900/100 | 53000.0 | 14040.0 | 1.8/4.0 | 0.84 | 0.22 | 9.2 | 160.0 | 36.0 | 52.0 | Disc dia 120mm height 35mm / Ceramic | Rectifier diodes |
| D3001N65T | 6500.0 | 2900/100 | 53000.0 | 14040.0 | 1.8/4.0 | 0.84 | 0.22 | 9.2 | 160.0 | 36.0 | 52.0 | Disc dia 120mm height 35mm / Ceramic | Rectifier diodes |
| D3001N60T PR | 6000.0 | 2900/100 | 53000.0 | 14040.0 | 1.8/4.0 | 0.84 | 0.22 | 9.2 | 160.0 | 36.0 | 52.0 | Disc dia 120mm height 35mm / Ceramic | Rectifier diodes |
| D3001N58T | 5800.0 | 2900/100 | 53000.0 | 14040.0 | 1.8/4.0 | 0.84 | 0.22 | 9.2 | 160.0 | 36.0 | 52.0 | Disc dia 120mm height 35mm / Ceramic | Rectifier diodes |
| D3041N68T | 6800.0 | 3040/100 | 53000.0 | 14040.0 | 1.7/4.0 | 0.84 | 0.22 | 8.55 | 160.0 | 36.0 | 52.0 | Disc dia 120mm height 26mm / Ceramic | Rectifier diodes |
| D3041N65T | 6500.0 | 3040/100 | 53000.0 | 14040.0 | 1.7/4.0 | 0.84 | 0.22 | 8.55 | 160.0 | 36.0 | 52.0 | Disc dia 120mm height 26mm / Ceramic | Rectifier diodes |
| D3041N58T | 5800.0 | 3040/100 | 53000.0 | 14040.0 | 1.7/4.0 | 0.84 | 0.22 | 8.55 | 160.0 | 36.0 | 52.0 | Disc dia 120mm height 26mm / Ceramic | Rectifier diodes |
| D2601N90T | 9000.0 | 2240/100 | 50000.0 | 12500.0 | 2.6/4.0 | 0.94 | 0.41 | 8.55 | 160.0 | 36.0 | 52.0 | Disc dia 120mm height 26mm / Ceramic | Rectifier diodes |
| D2601N85T | 8500.0 | 2240/100 | 50000.0 | 12500.0 | 2.6/4.0 | 0.94 | 0.41 | 8.55 | 160.0 | 36.0 | 52.0 | Disc dia 120mm height 26mm / Ceramic | Rectifier diodes |
| D2601NH90T | 9000.0 | 1440/85 | 22000.0 | 12500.0 | 2.6/4.0 | 0.94 | 0.41 | 8.55 | 160.0 | 36.0 | 52.0 | Disc dia 120mm height 26mm / Ceramic | Pulse Power Diode |

All here shown Presspacks are active and preferred.

IGCT/IGBT – freewheeling diodes

| Product | V_{RRM} [V] | $V_R(D)$ [kV] (@TC = 25°) | I_{FAVM}/T_C [A/°C] (@180° el sin) | I_{FSM} [A] (@10ms, $T_{vj\ max}$) | $\int I^2 dt$ [A ² s · 10 ³] (@10ms, $T_{vj\ max}$) | V_F/I_F [V/kA] (@ $T_{vj\ max}$) | V_{TO} [V] (@ $T_{vj\ max}$) | r_T [mΩ] (@ $T_{vj\ max}$) | Q_r [mAs] (@di/dt = 1000 A/μs, $I_{FM} = 2.5$ kA, $T_{vj\ max}$) max | I_{RM} [A] (@di/dt = 1000 A/μs, IFM = 2.5 kA, $T_{vj\ max}$) max | R_{thJC} [K/kW] (@DC) max | T_{vj} [°C] max | Clamping force [kn] min | Clamping force [kn] max | Configuration | Housing |
|------------|---------------|---------------------------|--------------------------------------|---------------------------------------|---|-------------------------------------|---------------------------------|-------------------------------|---|---|-----------------------------|-------------------|-------------------------|-------------------------|---------------------------------|--------------------------------------|
| D931SH65T | 6500.0 | 3.2 | 940/85 | 16000.0 | 1280.0 | 5.6/2.5 | 1.99 | 1.44 | 3.5 | 1300.0 | 11.1 | 140.0 | 27.0 | 45.0 | IGCT/IGBT - freewheeling diodes | Disc Dia 100mm height 26mm / Ceramic |
| D1031SH45T | 4500.0 | 2.8 | 1120/85 | 23000.0 | 2645.0 | 4.2/2.5 | 1.78 | 0.968 | 3.5 | 1500.0 | 10.0 | 140.0 | 27.0 | 45.0 | IGCT/IGBT - freewheeling diodes | Disc Dia 100mm height 26mm / Ceramic |
| D1131SH65T | 6500.0 | 3.2 | 1100/85 | 22000.0 | - | 4.2/2.5 | 2.19 | 1.364 | 3.5 | 1200.0 | 7.5 | 140.0 | 36.0 | 52.0 | IGCT/IGBT - freewheeling diodes | Disc Dia 120mm height 26mm / Ceramic |
| D1331SH45T | 4500.0 | 2.8 | 1310/85 | 28000.0 | 1530.0 | 5.6/2.5 | 1.83 | 0.948 | 3.5 | 1500.0 | 7.5 | 140.0 | 36.0 | 52.0 | IGCT/IGBT - freewheeling diodes | Disc Dia 120mm height 26mm / Ceramic |
| D1951SH65T | 6500.0 | 3.2 | 1920/85 | 44000.0 | 9680.0 | 4.0/2.5 | 1.77 | 0.892 | 5.0 | 1800.0 | 6.4 | 140.0 | 63.0 | 91.0 | IGCT/IGBT - freewheeling diodes | Disc Dia 120mm height 26mm / Ceramic |
| D1961SH45T | 4500.0 | 2.8 | 1830/85 | 40000.0 | 8000.0 | 2.5/2.5 | 1.25 | 0.5 | 12.0 | 2250.0 | 7.5 | 140.0 | 36.0 | 52.0 | IGCT/IGBT - freewheeling diodes | Disc Dia 120mm height 26mm / Ceramic |

All here shown Presspacks are active and preferred.

Bare dies

Discrete

IGBT modules

IPMs

Stacks & boards

Driver & controller

SiC

Presspacks

SCR / diode modules

Solid state relays

Thyristor Presspacks

| Product | V_{DRM} / V_{RRM} [V] | I_{TAVM}/T_c [A/°C] (@180° el sin) | I_{TSM} [A] (@10ms, $T_{vj\ max}$) | $\int I^2 dt$ [A ² s · 10 ³] (@10ms, $T_{vj\ max}$) | V_T/I_T [V/kA] (@ $T_{vj\ max}$) | V_{TO} [V] (@ $T_{vj\ max}$) max | r_T [mΩ] (@ $T_{vj\ max}$) max | t_q [μs] | R_{thJC} [K/kW] (@180° el sin) max | T_{vj} [°C] max | Clamping force [kN] min | Clamping force [kN] max | Housing | Configuration |
|--------------------------|-------------------------|--------------------------------------|---------------------------------------|---|-------------------------------------|-------------------------------------|-----------------------------------|------------|--------------------------------------|-------------------|-------------------------|-------------------------|--------------------------------------|--|
| Ceramic discs up to 800V | | | | | | | | | | | | | | |
| T580N06TOF | 600.0 | 568/85 | 5500.0 | 151.0 | 1.63/1.5 | 1.0 | 0.4 | 200.0 | 62.0 | 140.0 | 3.0 | 6.0 | Disc dia 42mm height 14mm / Ceramic | Electrical triggered phase control thyristor |
| T580N04TOF | 400.0 | 568/85 | 5500.0 | 151.0 | 1.63/1.5 | 1.0 | 0.4 | 200.0 | 62.0 | 140.0 | 3.0 | 6.0 | Disc dia 42mm height 14mm / Ceramic | Electrical triggered phase control thyristor |
| T580N02TOF | 200.0 | 568/85 | 5500.0 | 151.0 | 1.63/1.5 | 1.0 | 0.4 | 200.0 | 62.0 | 140.0 | 3.0 | 6.0 | Disc dia 42mm height 14mm / Ceramic | Electrical triggered phase control thyristor |
| T690N06TOF | 600.0 | 694/85 | 6700.0 | 225.0 | 1.76/2.0 | 0.8 | 0.44 | 200.0 | 51.0 | 140.0 | 4.0 | 8.0 | Disc dia 42mm height 14mm / Ceramic | Electrical triggered phase control thyristor |
| T690N04TOF | 400.0 | 694/85 | 6700.0 | 225.0 | 1.76/2.0 | 0.8 | 0.44 | 200.0 | 51.0 | 140.0 | 4.0 | 8.0 | Disc dia 42mm height 14mm / Ceramic | Electrical triggered phase control thyristor |
| T690N02TOF | 200.0 | 694/85 | 6700.0 | 225.0 | 1.76/2.0 | 0.8 | 0.44 | 200.0 | 51.0 | 140.0 | 4.0 | 8.0 | Disc dia 42mm height 14mm / Ceramic | Electrical triggered phase control thyristor |
| T920N06TOF | 600.0 | 925/85 | 12000.0 | 720.0 | 1.65/2.5 | 1.0 | 0.23 | 150.0 | 39.0 | 140.0 | 5.5 | 8.0 | Disc dia 48mm height 14mm / Ceramic | Electrical triggered phase control thyristor |
| T920N04TOF | 400.0 | 925/85 | 12000.0 | 720.0 | 1.65/2.5 | 1.0 | 0.23 | 150.0 | 39.0 | 140.0 | 5.5 | 8.0 | Disc dia 48mm height 14mm / Ceramic | Electrical triggered phase control thyristor |
| T920N02TOF | 200.0 | 925/85 | 12000.0 | 720.0 | 1.65/2.5 | 1.0 | 0.23 | 150.0 | 39.0 | 140.0 | 5.5 | 8.0 | Disc dia 48mm height 14mm / Ceramic | Electrical triggered phase control thyristor |
| T1080N06TOF | 600.0 | 1075/85 | 14500.0 | 1050.0 | 1.81/3.5 | 1.02 | 0.2 | 150.0 | 33.0 | 140.0 | 8.0 | 16.0 | Disc dia 48mm height 14mm / Ceramic | Electrical triggered phase control thyristor |
| T1080N04TOF | 400.0 | 1075/85 | 14500.0 | 1050.0 | 1.81/3.5 | 1.02 | 0.2 | 150.0 | 33.0 | 140.0 | 8.0 | 16.0 | Disc dia 48mm height 14mm / Ceramic | Electrical triggered phase control thyristor |
| T1080N02TOF | 200.0 | 1075/85 | 14500.0 | 1050.0 | 1.81/3.5 | 1.02 | 0.2 | 150.0 | 33.0 | 140.0 | 8.0 | 16.0 | Disc dia 48mm height 14mm / Ceramic | Electrical triggered phase control thyristor |
| T1410N06TOF | 600.0 | 1490/85 | 20000.0 | 2000.0 | 1.50/4.5 | 1.0 | 0.1 | 200.0 | 27.0 | 140.0 | 12.0 | 24.0 | Disc dia 58mm height 14mm / Ceramic | Electrical triggered phase control thyristor |
| T1410N04TOF | 400.0 | 1490/85 | 20000.0 | 2000.0 | 1.50/4.5 | 1.0 | 0.1 | 200.0 | 27.0 | 140.0 | 12.0 | 24.0 | Disc dia 58mm height 14mm / Ceramic | Electrical triggered phase control thyristor |
| T1410N02TOF | 200.0 | 1490/85 | 20000.0 | 2000.0 | 1.50/4.5 | 1.0 | 0.1 | 200.0 | 27.0 | 140.0 | 12.0 | 24.0 | Disc dia 58mm height 14mm / Ceramic | Electrical triggered phase control thyristor |
| T2510N06TOF VT | 600.0 | 2509/85 | 42000.0 | 8820.0 | 1.22/6.0 | 0.75 | 0.072 | 200.0 | 18.4 | 140.0 | 24.0 | 56.0 | Disc dia 75mm height 26mm / Ceramic | Electrical triggered phase control thyristor |
| T2510N04TOF VT | 400.0 | 2509/85 | 42000.0 | 8820.0 | 1.22/6.0 | 0.75 | 0.072 | 200.0 | 18.4 | 140.0 | 24.0 | 56.0 | Disc dia 75mm height 26mm / Ceramic | Electrical triggered phase control thyristor |
| T2510N02TOF VT | 200.0 | 2509/85 | 42000.0 | 8820.0 | 1.22/6.0 | 0.75 | 0.072 | 200.0 | 18.4 | 140.0 | 24.0 | 56.0 | Disc dia 75mm height 26mm / Ceramic | Electrical triggered phase control thyristor |
| T3710N06TOF VT | 600.0 | 3710/85 | 60000.0 | 18000.0 | 1.50/15.0 | 0.75 | 0.048 | 200.0 | 12.5 | 140.0 | 30.0 | 65.0 | Disc dia 100mm height 26mm / Ceramic | Electrical triggered phase control thyristor |
| T3710N04TOF VT | 400.0 | 3710/85 | 60000.0 | 18000.0 | 1.50/15.0 | 0.75 | 0.048 | 200.0 | 12.5 | 140.0 | 30.0 | 65.0 | Disc dia 100mm height 26mm / Ceramic | Electrical triggered phase control thyristor |
| T3710N02TOF VT | 200.0 | 3710/85 | 60000.0 | 18000.0 | 1.50/15.0 | 0.75 | 0.048 | 200.0 | 12.5 | 140.0 | 30.0 | 65.0 | Disc dia 100mm height 26mm / Ceramic | Electrical triggered phase control thyristor |

All here shown Presspacks are active and preferred.

Thyristor Presspacks

| Product | V _{DRM} / V _{RRM} [V] | I _{TAVM} /T _c [A/°C] (@180° el sin) | I _{TSM} [A] (@10ms, T _{vj max}) | ∫I ² dt [A ² s · 10 ³] (@10ms, T _{vj max}) | V _T /I _T [V/kA] (@T _{vj max}) | V _{TO} [V] (@T _{vj max}) max | r _T [mΩ] (@T _{vj max}) max | t _q [μs] | R _{thJC} [K/kW] (@180° el sin) max | T _{vj} [°C] max | Clamping force [kn] min | Clamping force [kn] max | Housing | Configuration |
|---------------------------|---|---|--|--|---|---|---|---------------------|---|--------------------------|-------------------------|-------------------------|-------------------------------------|--|
| Ceramic discs up to 1800V | | | | | | | | | | | | | | |
| T300N18TOF | 1800.0 | 303/85 | 3400.0 | 58.0 | 2.20/0.8 | 0.9 | 1.35 | 200.0 | 69.0 | 125.0 | 2.5 | 5.0 | Disc dia 42mm height 14mm / Ceramic | Electrical triggered phase control thyristor |
| T300N16TOF | 1600.0 | 303/85 | 3400.0 | 58.0 | 2.20/0.8 | 0.9 | 1.35 | 200.0 | 69.0 | 125.0 | 2.5 | 5.0 | Disc dia 42mm height 14mm / Ceramic | Electrical triggered phase control thyristor |
| T300N14TOF | 1400.0 | 303/85 | 3400.0 | 58.0 | 2.20/0.8 | 0.9 | 1.35 | 200.0 | 69.0 | 125.0 | 2.5 | 5.0 | Disc dia 42mm height 14mm / Ceramic | Electrical triggered phase control thyristor |
| T300N12TOF | 1200.0 | 303/85 | 3400.0 | 58.0 | 2.20/0.8 | 0.9 | 1.35 | 200.0 | 69.0 | 125.0 | 2.5 | 5.0 | Disc dia 42mm height 14mm / Ceramic | Electrical triggered phase control thyristor |
| T300N10TOF | 1000.0 | 303/85 | 3400.0 | 58.0 | 2.20/0.8 | 0.9 | 1.35 | 200.0 | 69.0 | 125.0 | 2.5 | 5.0 | Disc dia 42mm height 14mm / Ceramic | Electrical triggered phase control thyristor |
| T390N16TOF | 1600.0 | 381/85 | 4250.0 | 91.0 | 2.00/1.1 | 0.85 | 0.9 | 200.0 | 62.0 | 125.0 | 3.0 | 6.0 | Disc dia 42mm height 14mm / Ceramic | Electrical triggered phase control thyristor |
| T390N14TOF | 1400.0 | 381/85 | 4250.0 | 91.0 | 2.00/1.1 | 0.85 | 0.9 | 200.0 | 62.0 | 125.0 | 3.0 | 6.0 | Disc dia 42mm height 14mm / Ceramic | Electrical triggered phase control thyristor |
| T390N12TOF | 1200.0 | 381/85 | 4250.0 | 91.0 | 2.00/1.1 | 0.85 | 0.9 | 200.0 | 62.0 | 125.0 | 3.0 | 6.0 | Disc dia 42mm height 14mm / Ceramic | Electrical triggered phase control thyristor |
| T420N18TOF | 1800.0 | 424/85 | 6400.0 | 205.0 | 2.10/1.5 | 0.9 | 0.75 | 220.0 | 56.0 | 125.0 | 5.0 | 10.0 | Disc dia 48mm height 14mm / Ceramic | Electrical triggered phase control thyristor |
| T420N16TOF | 1600.0 | 424/85 | 6400.0 | 205.0 | 2.10/1.5 | 0.9 | 0.75 | 220.0 | 56.0 | 125.0 | 5.0 | 10.0 | Disc dia 48mm height 14mm / Ceramic | Electrical triggered phase control thyristor |
| T420N14TOF | 1400.0 | 424/85 | 6400.0 | 205.0 | 2.10/1.5 | 0.9 | 0.75 | 220.0 | 56.0 | 125.0 | 5.0 | 10.0 | Disc dia 48mm height 14mm / Ceramic | Electrical triggered phase control thyristor |
| T420N12TOF | 1200.0 | 424/85 | 6400.0 | 205.0 | 2.10/1.5 | 0.9 | 0.75 | 220.0 | 56.0 | 125.0 | 5.0 | 10.0 | Disc dia 48mm height 14mm / Ceramic | Electrical triggered phase control thyristor |
| T430N18TOF | 1800.0 | 433/85 | 4600.0 | 106.0 | 2.07/1.2 | 0.85 | 0.9 | 250.0 | 51.0 | 125.0 | 4.0 | 8.0 | Disc dia 42mm height 14mm / Ceramic | Electrical triggered phase control thyristor |
| T430N16TOF | 1600.0 | 433/85 | 4600.0 | 106.0 | 2.07/1.2 | 0.85 | 0.9 | 250.0 | 51.0 | 125.0 | 4.0 | 8.0 | Disc dia 42mm height 14mm / Ceramic | Electrical triggered phase control thyristor |
| T430N14TOF | 1400.0 | 433/85 | 4600.0 | 106.0 | 2.07/1.2 | 0.85 | 0.9 | 250.0 | 51.0 | 125.0 | 4.0 | 8.0 | Disc dia 42mm height 14mm / Ceramic | Electrical triggered phase control thyristor |
| T430N12TOF | 1200.0 | 433/85 | 4600.0 | 106.0 | 2.07/1.2 | 0.85 | 0.9 | 250.0 | 51.0 | 125.0 | 4.0 | 8.0 | Disc dia 42mm height 14mm / Ceramic | Electrical triggered phase control thyristor |
| T470N16TOF | 1600.0 | 470/85 | 6350.0 | 202.0 | 1.85/1.2 | 0.8 | 0.75 | 250.0 | 51.0 | 125.0 | 4.0 | 8.0 | Disc dia 42mm height 14mm / Ceramic | Electrical triggered phase control thyristor |
| T470N14TOF | 1400.0 | 470/85 | 6350.0 | 202.0 | 1.85/1.2 | 0.8 | 0.75 | 250.0 | 51.0 | 125.0 | 4.0 | 8.0 | Disc dia 42mm height 14mm / Ceramic | Electrical triggered phase control thyristor |
| T470N12TOF | 1200.0 | 470/85 | 6350.0 | 202.0 | 1.85/1.2 | 0.8 | 0.75 | 250.0 | 51.0 | 125.0 | 4.0 | 8.0 | Disc dia 42mm height 14mm / Ceramic | Electrical triggered phase control thyristor |
| T560N18TOF | 1800.0 | 559/85 | 6900.0 | 238.0 | 1.92/1.6 | 0.8 | 0.6 | 250.0 | 44.0 | 125.0 | 5.0 | 10.0 | Disc dia 48mm height 14mm / Ceramic | Electrical triggered phase control thyristor |
| T560N16TOF | 1600.0 | 559/85 | 6900.0 | 238.0 | 1.92/1.6 | 0.8 | 0.6 | 250.0 | 44.0 | 125.0 | 5.0 | 10.0 | Disc dia 48mm height 14mm / Ceramic | Electrical triggered phase control thyristor |
| T560N14TOF | 1400.0 | 559/85 | 6900.0 | 238.0 | 1.92/1.6 | 0.8 | 0.6 | 250.0 | 44.0 | 125.0 | 5.0 | 10.0 | Disc dia 48mm height 14mm / Ceramic | Electrical triggered phase control thyristor |
| T560N12TOF | 1200.0 | 559/85 | 6900.0 | 238.0 | 1.92/1.6 | 0.8 | 0.6 | 250.0 | 44.0 | 125.0 | 5.0 | 10.0 | Disc dia 48mm height 14mm / Ceramic | Electrical triggered phase control thyristor |
| T590N18TOF | 1800.0 | 588/85 | 8000.0 | 320.0 | 2.15/2.4 | 0.8 | 0.5 | 250.0 | 45.0 | 125.0 | 6.0 | 12.0 | Disc dia 58mm height 26mm / Ceramic | Electrical triggered phase control thyristor |
| T590N16TOF | 1600.0 | 588/85 | 8000.0 | 320.0 | 2.15/2.4 | 0.8 | 0.5 | 250.0 | 45.0 | 125.0 | 6.0 | 12.0 | Disc dia 58mm height 26mm / Ceramic | Electrical triggered phase control thyristor |
| T590N14TOF | 1400.0 | 588/85 | 8000.0 | 320.0 | 2.15/2.4 | 0.8 | 0.5 | 250.0 | 45.0 | 125.0 | 6.0 | 12.0 | Disc dia 58mm height 26mm / Ceramic | Electrical triggered phase control thyristor |
| T590N12TOF | 1200.0 | 588/85 | 8000.0 | 320.0 | 2.15/2.4 | 0.8 | 0.5 | 250.0 | 45.0 | 125.0 | 6.0 | 12.0 | Disc dia 58mm height 26mm / Ceramic | Electrical triggered phase control thyristor |
| T640N18TOF | 1800.0 | 644/85 | 8000.0 | 320.0 | 2.15/2.4 | 0.8 | 0.5 | 250.0 | 39.0 | 125.0 | 6.0 | 12.0 | Disc dia 48mm height 14mm / Ceramic | Electrical triggered phase control thyristor |
| T640N16TOF | 1600.0 | 644/85 | 8000.0 | 320.0 | 2.15/2.4 | 0.8 | 0.5 | 250.0 | 39.0 | 125.0 | 6.0 | 12.0 | Disc dia 48mm height 14mm / Ceramic | Electrical triggered phase control thyristor |
| T640N14TOF | 1400.0 | 644/85 | 8000.0 | 320.0 | 2.15/2.4 | 0.8 | 0.5 | 250.0 | 39.0 | 125.0 | 6.0 | 12.0 | Disc dia 48mm height 14mm / Ceramic | Electrical triggered phase control thyristor |
| T640N12TOF | 1200.0 | 644/85 | 8000.0 | 320.0 | 2.15/2.4 | 0.8 | 0.5 | 250.0 | 39.0 | 125.0 | 6.0 | 12.0 | Disc dia 48mm height 14mm / Ceramic | Electrical triggered phase control thyristor |
| T680N14TOF | 1400.0 | 681/85 | 9500.0 | 451.0 | 1.75/2.0 | 0.8 | 0.42 | 250.0 | 39.0 | 125.0 | 6.0 | 12.0 | Disc dia 48mm height 14mm / Ceramic | Electrical triggered phase control thyristor |
| T680N12TOF | 1200.0 | 681/85 | 9500.0 | 451.0 | 1.75/2.0 | 0.8 | 0.42 | 250.0 | 39.0 | 125.0 | 6.0 | 12.0 | Disc dia 48mm height 14mm / Ceramic | Electrical triggered phase control thyristor |
| T720N18TOF | 1800.0 | 718/85 | 12500.0 | 781.0 | 1.94/3.0 | 0.85 | 0.35 | 250.0 | 38.0 | 125.0 | 9.0 | 18.0 | Disc dia 58mm height 26mm / Ceramic | Electrical triggered phase control thyristor |
| T720N16TOF | 1600.0 | 718/85 | 12500.0 | 781.0 | 1.94/3.0 | 0.85 | 0.35 | 250.0 | 38.0 | 125.0 | 9.0 | 18.0 | Disc dia 58mm height 26mm / Ceramic | Electrical triggered phase control thyristor |

All here shown Presspacks are active and preferred.

- Bare dies
- Discrete
- IGBT modules
- IPMs
- Stacks & boards
- Driver & controller
- SiC
- Presspacks
- SCR / diode modules
- Solid state relays

Thyristor Presspacks

| Product | V _{DRM} / V _{RRM} [V] | I _{TAVM} /T _c [A/°C] (@180° el sin) | I _{TSM} [A] (@10ms, T _{vj max}) | [I ² dt [A ² s · 10 ³] (@10ms, T _{vj max}) | V _T /I _T [V/kA] (@T _{vj max}) | V _{TO} [V] (@T _{vj max}) max | r _T [mΩ] (@T _{vj max}) max | t _q [μs] | R _{thJC} [K/kW] (@180° el sin) max | T _{vj} [°C] max | Clamping force [kN] min | Clamping force [kN] max | Housing | Configuration |
|---------------------------|---|---|--|--|---|---|---|---------------------|---|--------------------------|-------------------------|-------------------------|--------------------------------------|--|
| Ceramic discs up to 1800V | | | | | | | | | | | | | | |
| T720N14TOF | 1400.0 | 718/85 | 12500.0 | 781.0 | 1.94/3.0 | 0.85 | 0.35 | 250.0 | 38.0 | 125.0 | 9.0 | 18.0 | Disc dia 58mm height 26mm / Ceramic | Electrical triggered phase control thyristor |
| T720N12TOF | 1200.0 | 718/85 | 12500.0 | 781.0 | 1.94/3.0 | 0.85 | 0.35 | 250.0 | 38.0 | 125.0 | 9.0 | 18.0 | Disc dia 58mm height 26mm / Ceramic | Electrical triggered phase control thyristor |
| T830N18TOF | 1800.0 | 844/85 | 12500.0 | 781.0 | 1.94/3.0 | 0.85 | 0.3 | 250.0 | 30.0 | 125.0 | 9.0 | 18.0 | Disc dia 58mm height 14mm / Ceramic | Electrical triggered phase control thyristor |
| T830N16TOF | 1600.0 | 844/85 | 12500.0 | 781.0 | 1.94/3.0 | 0.85 | 0.3 | 250.0 | 30.0 | 125.0 | 9.0 | 18.0 | Disc dia 58mm height 14mm / Ceramic | Electrical triggered phase control thyristor |
| T830N14TOF | 1400.0 | 844/85 | 12500.0 | 781.0 | 1.94/3.0 | 0.85 | 0.3 | 250.0 | 30.0 | 125.0 | 9.0 | 18.0 | Disc dia 58mm height 14mm / Ceramic | Electrical triggered phase control thyristor |
| T830N12TOF | 1200.0 | 844/85 | 12500.0 | 781.0 | 1.94/3.0 | 0.85 | 0.3 | 250.0 | 30.0 | 125.0 | 9.0 | 18.0 | Disc dia 58mm height 14mm / Ceramic | Electrical triggered phase control thyristor |
| T880N18TOF | 1800.0 | 879/85 | 15500.0 | 1200.0 | 1.95/3.6 | 0.85 | 0.27 | 250.0 | 32.0 | 125.0 | 10.5 | 21.0 | Disc dia 58mm height 26mm / Ceramic | Electrical triggered phase control thyristor |
| T880N16TOF | 1600.0 | 879/85 | 15500.0 | 1200.0 | 1.95/3.6 | 0.85 | 0.27 | 250.0 | 32.0 | 125.0 | 10.5 | 21.0 | Disc dia 58mm height 26mm / Ceramic | Electrical triggered phase control thyristor |
| T880N14TOF | 1400.0 | 879/85 | 15500.0 | 1200.0 | 1.95/3.6 | 0.85 | 0.27 | 250.0 | 32.0 | 125.0 | 10.5 | 21.0 | Disc dia 58mm height 26mm / Ceramic | Electrical triggered phase control thyristor |
| T880N12TOF | 1200.0 | 879/85 | 15500.0 | 1200.0 | 1.95/3.6 | 0.85 | 0.27 | 250.0 | 32.0 | 125.0 | 10.5 | 21.0 | Disc dia 58mm height 26mm / Ceramic | Electrical triggered phase control thyristor |
| T940N18TOF | 1800.0 | 959/85 | 15500.0 | 1200.0 | 1.95/3.6 | 0.85 | 0.27 | 250.0 | 28.0 | 125.0 | 10.5 | 21.0 | Disc dia 58mm height 14mm / Ceramic | Electrical triggered phase control thyristor |
| T940N16TOF | 1600.0 | 959/85 | 15500.0 | 1200.0 | 1.95/3.6 | 0.85 | 0.27 | 250.0 | 28.0 | 125.0 | 10.5 | 21.0 | Disc dia 58mm height 14mm / Ceramic | Electrical triggered phase control thyristor |
| T940N14TOF | 1200.0 | 959/85 | 15500.0 | 1200.0 | 1.95/3.6 | 0.85 | 0.27 | 250.0 | 28.0 | 125.0 | 10.5 | 21.0 | Disc dia 58mm height 14mm / Ceramic | Electrical triggered phase control thyristor |
| T940N12TOF | 1200.0 | 959/85 | 15500.0 | 1200.0 | 1.95/3.6 | 0.85 | 0.27 | 250.0 | 28.0 | 125.0 | 10.5 | 21.0 | Disc dia 58mm height 14mm / Ceramic | Electrical triggered phase control thyristor |
| T1190N18TOF VT | 1800.0 | 1190/85 | 22500.0 | 2530.0 | 2.05/5.4 | 0.9 | 0.19 | 240.0 | 23.0 | 125.0 | 16.0 | 32.0 | Disc dia 75mm height 26mm / Ceramic | Electrical triggered phase control thyristor |
| T1190N16TOF VT | 1600.0 | 1190/85 | 22500.0 | 2530.0 | 2.05/5.4 | 0.9 | 0.19 | 240.0 | 23.0 | 125.0 | 16.0 | 32.0 | Disc dia 75mm height 26mm / Ceramic | Electrical triggered phase control thyristor |
| T1190N14TOF VT | 1400.0 | 1190/85 | 22500.0 | 2530.0 | 2.05/5.4 | 0.9 | 0.19 | 240.0 | 23.0 | 125.0 | 16.0 | 32.0 | Disc dia 75mm height 26mm / Ceramic | Electrical triggered phase control thyristor |
| T1190N12TOF VT | 1200.0 | 1190/85 | 22500.0 | 2530.0 | 2.05/5.4 | 0.9 | 0.19 | 240.0 | 23.0 | 125.0 | 16.0 | 32.0 | Disc dia 75mm height 26mm / Ceramic | Electrical triggered phase control thyristor |
| T1500N18TOF VT | 1800.0 | 1500/85 | 33500.0 | 5611.0 | 2.10/7.0 | 0.9 | 0.15 | 240.0 | 18.4 | 125.0 | 24.0 | 56.0 | Disc dia 75mm height 26mm / Ceramic | Electrical triggered phase control thyristor |
| T1500N16TOF VT | 1600.0 | 1500/85 | 33500.0 | 5611.0 | 2.10/7.0 | 0.9 | 0.15 | 240.0 | 18.4 | 125.0 | 24.0 | 56.0 | Disc dia 75mm height 26mm / Ceramic | Electrical triggered phase control thyristor |
| T1500N14TOF VT | 1400.0 | 1500/85 | 33500.0 | 5611.0 | 2.10/7.0 | 0.9 | 0.15 | 240.0 | 18.4 | 125.0 | 24.0 | 56.0 | Disc dia 75mm height 26mm / Ceramic | Electrical triggered phase control thyristor |
| T1500N12TOF VT | 1200.0 | 1500/85 | 33500.0 | 5611.0 | 2.10/7.0 | 0.9 | 0.15 | 240.0 | 18.4 | 125.0 | 24.0 | 56.0 | Disc dia 75mm height 26mm / Ceramic | Electrical triggered phase control thyristor |
| T2180N18TOF VT | 1800.0 | 2180/85 | 36000.0 | 6480.0 | 2.05/8.0 | 0.9 | 0.106 | 250.0 | 12.5 | 125.0 | 30.0 | 65.0 | Disc dia 100mm height 26mm / Ceramic | Electrical triggered phase control thyristor |
| T2180N16TOF VT | 1600.0 | 2180/85 | 36000.0 | 6480.0 | 2.05/8.0 | 0.9 | 0.106 | 250.0 | 12.5 | 125.0 | 30.0 | 65.0 | Disc dia 100mm height 26mm / Ceramic | Electrical triggered phase control thyristor |
| T2180N14TOF VT | 1400.0 | 2180/85 | 36000.0 | 6480.0 | 2.05/8.0 | 0.9 | 0.106 | 250.0 | 12.5 | 125.0 | 30.0 | 65.0 | Disc dia 100mm height 26mm / Ceramic | Electrical triggered phase control thyristor |
| T2180N12TOF VT | 1200.0 | 2180/85 | 36000.0 | 6480.0 | 2.05/8.0 | 0.9 | 0.106 | 250.0 | 12.5 | 125.0 | 30.0 | 65.0 | Disc dia 100mm height 26mm / Ceramic | Electrical triggered phase control thyristor |
| T3160N18TOF VT | 1800.0 | 3160/85 | 57000.0 | 16245.0 | 1.37/6.0 | 0.85 | 0.082 | 250.0 | 8.5 | 125.0 | 42.0 | 95.0 | Disc dia 111mm height 26mm / Ceramic | Electrical triggered phase control thyristor |
| T3160N16TOF VT | 1600.0 | 3160/85 | 57000.0 | 16245.0 | 1.37/6.0 | 0.85 | 0.082 | 250.0 | 8.5 | 125.0 | 42.0 | 95.0 | Disc dia 111mm height 26mm / Ceramic | Electrical triggered phase control thyristor |
| T3160N14TOF VT | 1400.0 | 3160/85 | 57000.0 | 16245.0 | 1.37/6.0 | 0.85 | 0.082 | 250.0 | 8.5 | 125.0 | 42.0 | 95.0 | Disc dia 111mm height 26mm / Ceramic | Electrical triggered phase control thyristor |
| T3160N12TOF VT | 1200.0 | 3160/85 | 57000.0 | 16245.0 | 1.37/6.0 | 0.85 | 0.082 | 250.0 | 8.5 | 125.0 | 42.0 | 95.0 | Disc dia 111mm height 26mm / Ceramic | Electrical triggered phase control thyristor |

All here shown Presspacks are active and preferred.

Thyristor Presspacks

| Product | V _{DRM} / V _{RRM} [V] | I _{TAVM} /T _c [A/°C] (@180° el sin) | I _{TSM} [A] (@10ms, T _{vj max}) | ∫I ² dt [A ² s · 10 ³] (@10ms, T _{vj max}) | V _T /I _T [V/kA] (@T _{vj max}) | V _{TO} [V] (@T _{vj max}) max | r _T [mΩ] (@T _{vj max}) max | t _q [μs] | R _{thJC} [K/kW] (@180° el sin) max | T _{vj} [°C] max | Clamping force [kn] min | Clamping force [kn] max | Housing | Configuration |
|---------------------------|---|---|--|--|---|---|---|---------------------|---|--------------------------|-------------------------|-------------------------|--------------------------------------|--|
| Ceramic discs up to 3000V | | | | | | | | | | | | | | |
| T360N28TOF | 2800.0 | 360/85 | 4500.0 | 101.0 | 2.88/1.1 | 1.1 | 1.6 | 350.0 | 44.0 | 125.0 | 5.0 | 10.0 | Disc dia 48mm height 14mm / Ceramic | Electrical triggered phase control thyristor |
| T360N26TOF | 2600.0 | 360/85 | 4500.0 | 101.0 | 2.88/1.1 | 1.1 | 1.6 | 350.0 | 44.0 | 125.0 | 5.0 | 10.0 | Disc dia 48mm height 14mm / Ceramic | Electrical triggered phase control thyristor |
| T360N24TOF | 2400.0 | 360/85 | 4500.0 | 101.0 | 2.88/1.1 | 1.1 | 1.6 | 350.0 | 44.0 | 125.0 | 5.0 | 10.0 | Disc dia 48mm height 14mm / Ceramic | Electrical triggered phase control thyristor |
| T360N22TOF | 2200.0 | 360/85 | 4500.0 | 101.0 | 2.88/1.1 | 1.1 | 1.6 | 350.0 | 44.0 | 125.0 | 5.0 | 10.0 | Disc dia 48mm height 14mm / Ceramic | Electrical triggered phase control thyristor |
| T360N20TOF | 2000.0 | 360/85 | 4500.0 | 101.0 | 2.88/1.1 | 1.1 | 1.6 | 350.0 | 44.0 | 125.0 | 5.0 | 10.0 | Disc dia 48mm height 14mm / Ceramic | Electrical triggered phase control thyristor |
| T460N26TOF | 2600.0 | 459/85 | 9000.0 | 405.0 | 2.75/2.0 | 1.0 | 0.84 | 300.0 | 45.5 | 125.0 | 7.5 | 17.5 | Disc dia 58mm height 26mm / Ceramic | Electrical triggered phase control thyristor |
| T460N24TOF | 2400.0 | 459/85 | 9000.0 | 405.0 | 2.75/2.0 | 1.0 | 0.84 | 300.0 | 45.5 | 125.0 | 7.5 | 17.5 | Disc dia 58mm height 26mm / Ceramic | Electrical triggered phase control thyristor |
| T460N22TOF | 2200.0 | 459/85 | 9000.0 | 405.0 | 2.75/2.0 | 1.0 | 0.84 | 300.0 | 45.5 | 125.0 | 7.5 | 17.5 | Disc dia 58mm height 26mm / Ceramic | Electrical triggered phase control thyristor |
| T660N26TOF | 2600.0 | 659/85 | 11500.0 | 660.0 | 2.53/2.85 | 1.0 | 0.5 | 300.0 | 33.0 | 125.0 | 10.5 | 21.0 | Disc dia 58mm height 26mm / Ceramic | Electrical triggered phase control thyristor |
| T660N24TOF | 2400.0 | 659/85 | 11500.0 | 660.0 | 2.53/2.85 | 1.0 | 0.5 | 300.0 | 33.0 | 125.0 | 10.5 | 21.0 | Disc dia 58mm height 26mm / Ceramic | Electrical triggered phase control thyristor |
| T660N22TOF | 2200.0 | 659/85 | 11500.0 | 660.0 | 2.53/2.85 | 1.0 | 0.5 | 300.0 | 33.0 | 125.0 | 10.5 | 21.0 | Disc dia 58mm height 26mm / Ceramic | Electrical triggered phase control thyristor |
| T700N22TOF | 2200.0 | 699/85 | 12200.0 | 744.0 | 2.32/2.85 | 0.95 | 0.45 | 300.0 | 32.0 | 125.0 | 10.5 | 21.0 | Disc dia 58mm height 26mm / Ceramic | Electrical triggered phase control thyristor |
| T700N20TOF | 2000.0 | 699/85 | 12200.0 | 744.0 | 2.32/2.85 | 0.95 | 0.45 | 300.0 | 32.0 | 125.0 | 10.5 | 21.0 | Disc dia 58mm height 26mm / Ceramic | Electrical triggered phase control thyristor |
| T700N18TOF | 1800.0 | 699/85 | 12200.0 | 744.0 | 2.32/2.85 | 0.95 | 0.45 | 300.0 | 32.0 | 125.0 | 10.5 | 21.0 | Disc dia 58mm height 26mm / Ceramic | Electrical triggered phase control thyristor |
| T740N26TOF | 2600.0 | 745/85 | 11500.0 | 660.0 | 2.53/2.85 | 1.0 | 0.5 | 300.0 | 28.0 | 125.0 | 10.5 | 21.0 | Disc dia 58mm height 14mm / Ceramic | Electrical triggered phase control thyristor |
| T740N24TOF | 2400.0 | 745/85 | 11500.0 | 660.0 | 2.53/2.85 | 1.0 | 0.5 | 300.0 | 28.0 | 125.0 | 10.5 | 21.0 | Disc dia 58mm height 14mm / Ceramic | Electrical triggered phase control thyristor |
| T740N22TOF | 2200.0 | 745/85 | 11500.0 | 660.0 | 2.53/2.85 | 1.0 | 0.5 | 300.0 | 28.0 | 125.0 | 10.5 | 21.0 | Disc dia 58mm height 14mm / Ceramic | Electrical triggered phase control thyristor |
| T1040N22TOF VT | 2200.0 | 1039/85 | 18500.0 | 1711.0 | 1.53/2.0 | 0.9 | 0.3 | 300.0 | 23.1 | 125.0 | 16.0 | 32.0 | Disc dia 75mm height 26mm / Ceramic | Electrical triggered phase control thyristor |
| T1040N20TOF VT | 2000.0 | 1039/85 | 18500.0 | 1711.0 | 1.53/2.0 | 0.9 | 0.3 | 300.0 | 23.1 | 125.0 | 16.0 | 32.0 | Disc dia 75mm height 26mm / Ceramic | Electrical triggered phase control thyristor |
| T1220N28TOF VT | 2800.0 | 1220/85 | 22500.0 | 2531.0 | 1.38/1.0 | 1.0 | 0.275 | 350.0 | 18.4 | 125.0 | 20.0 | 45.0 | Disc dia 75mm height 26mm / Ceramic | Electrical triggered phase control thyristor |
| T1220N26TOF VT | 2600.0 | 1220/85 | 22500.0 | 2531.0 | 1.38/1.0 | 1.0 | 0.275 | 350.0 | 18.4 | 125.0 | 20.0 | 45.0 | Disc dia 75mm height 26mm / Ceramic | Electrical triggered phase control thyristor |
| T1220N24TOF VT | 2400.0 | 1220/85 | 22500.0 | 2531.0 | 1.38/1.0 | 1.0 | 0.275 | 350.0 | 18.4 | 125.0 | 20.0 | 45.0 | Disc dia 75mm height 26mm / Ceramic | Electrical triggered phase control thyristor |
| T1220N22TOF VT | 2200.0 | 1220/85 | 22500.0 | 2531.0 | 1.38/1.0 | 1.0 | 0.275 | 350.0 | 18.4 | 125.0 | 20.0 | 45.0 | Disc dia 75mm height 26mm / Ceramic | Electrical triggered phase control thyristor |
| T1220N20TOF VT | 2000.0 | 1220/85 | 22500.0 | 2531.0 | 1.38/1.0 | 1.0 | 0.275 | 350.0 | 18.4 | 125.0 | 20.0 | 45.0 | Disc dia 75mm height 26mm / Ceramic | Electrical triggered phase control thyristor |
| T1330N22TOF VT | 2200.0 | 1329/85 | 23000.0 | 2645.0 | 1.13/1.0 | 0.9 | 0.234 | 300.0 | 18.4 | 125.0 | 20.0 | 45.0 | Disc dia 75mm height 26mm / Ceramic | Electrical triggered phase control thyristor |
| T1330N20TOF VT | 2000.0 | 1329/85 | 23000.0 | 2645.0 | 1.13/1.0 | 0.9 | 0.234 | 300.0 | 18.4 | 125.0 | 20.0 | 45.0 | Disc dia 75mm height 26mm / Ceramic | Electrical triggered phase control thyristor |
| T1330N18TOF VT | 1800.0 | 1329/85 | 23000.0 | 2645.0 | 1.13/1.0 | 0.9 | 0.234 | 300.0 | 18.4 | 125.0 | 20.0 | 45.0 | Disc dia 75mm height 26mm / Ceramic | Electrical triggered phase control thyristor |
| T1590N28TOF VT | 2800.0 | 1590/85 | 28000.0 | 3920.0 | 2.45/5.0 | 1.1 | 0.237 | 400.0 | 12.5 | 125.0 | 30.0 | 65.0 | Disc dia 100mm height 26mm / Ceramic | Electrical triggered phase control thyristor |
| T1590N26TOF VT | 2600.0 | 1590/85 | 28000.0 | 3920.0 | 2.45/5.0 | 1.1 | 0.237 | 400.0 | 12.5 | 125.0 | 30.0 | 65.0 | Disc dia 100mm height 26mm / Ceramic | Electrical triggered phase control thyristor |
| T1590N24TOF VT | 2400.0 | 1590/85 | 28000.0 | 3920.0 | 2.45/5.0 | 1.1 | 0.237 | 400.0 | 12.5 | 125.0 | 30.0 | 65.0 | Disc dia 100mm height 26mm / Ceramic | Electrical triggered phase control thyristor |
| T1590N22TOF VT | 2200.0 | 1590/85 | 28000.0 | 3920.0 | 2.45/5.0 | 1.1 | 0.237 | 400.0 | 12.5 | 125.0 | 30.0 | 65.0 | Disc dia 100mm height 26mm / Ceramic | Electrical triggered phase control thyristor |
| T1960N22TOF VT | 2200.0 | 1960/85 | 35000.0 | 6125.0 | 2.20/8.0 | 0.9 | 0.15 | 300.0 | 12.5 | 125.0 | 30.0 | 65.0 | Disc dia 100mm height 26mm / Ceramic | Electrical triggered phase control thyristor |
| T1960N20TOF VT | 2000.0 | 1960/85 | 35000.0 | 6125.0 | 2.20/8.0 | 0.9 | 0.15 | 300.0 | 12.5 | 125.0 | 30.0 | 65.0 | Disc dia 100mm height 26mm / Ceramic | Electrical triggered phase control thyristor |
| T1960N18TOF VT | 1800.0 | 1960/85 | 35000.0 | 6125.0 | 2.20/8.0 | 0.9 | 0.15 | 300.0 | 12.5 | 125.0 | 30.0 | 65.0 | Disc dia 100mm height 26mm / Ceramic | Electrical triggered phase control thyristor |
| T2160N28TOF VT | 2800.0 | 2400/85 | 40000.0 | 8000.0 | 2.65/8.8 | 1.05 | 0.154 | 400.0 | 8.5 | 125.0 | 42.0 | 95.0 | Disc dia 111mm height 26mm / Ceramic | Electrical triggered phase control thyristor |

All here shown Presspacks are active and preferred.

- Bare dies
- Discrete
- IGBT modules
- IPMs
- Stacks & boards
- Driver & controller
- SiC
- Presspacks
- SCR / diode modules
- Solid state relays

Thyristor Presspacks

| Product | V_{DRM} / V_{RRM} [V] | I_{TAVM}/T_c [A/°C] (@180° el sin) | I_{TSM} [A] (@10ms, T_{vjmax}) | $\int I^2 dt$ [A ² s · 10 ³] (@10ms, T_{vjmax}) | V_T/I_T [V/kA] (@ T_{vjmax}) | V_{TO} [V] (@ T_{vjmax}) max | r_T [mΩ] (@ T_{vjmax}) max | t_q [μs] | R_{thJC} [K/kW] (@180° el sin) max | T_{vj} [°C] max | Clamping force [kn] min | Clamping force [kn] max | Housing | Configuration |
|---------------------------|-------------------------|--------------------------------------|-------------------------------------|---|-----------------------------------|-----------------------------------|---------------------------------|------------|--------------------------------------|-------------------|-------------------------|-------------------------|--------------------------------------|--|
| Ceramic discs up to 3000V | | | | | | | | | | | | | | |
| T2160N26TOF VT | 2600.0 | 2400/85 | 40000.0 | 8000.0 | 2.65/8.8 | 1.05 | 0.154 | 400.0 | 8.5 | 125.0 | 42.0 | 95.0 | Disc dia 111mm height 26mm / Ceramic | Electrical triggered phase control thyristor |
| T2160N24TOF VT | 2400.0 | 2400/85 | 40000.0 | 8000.0 | 2.65/8.8 | 1.05 | 0.154 | 400.0 | 8.5 | 125.0 | 42.0 | 95.0 | Disc dia 111mm height 26mm / Ceramic | Electrical triggered phase control thyristor |
| T2160N22TOF VT | 2200.0 | 2400/85 | 40000.0 | 8000.0 | 2.65/8.8 | 1.05 | 0.154 | 400.0 | 8.5 | 125.0 | 42.0 | 95.0 | Disc dia 111mm height 26mm / Ceramic | Electrical triggered phase control thyristor |
| T2160N20TOF VT | 2000.0 | 2400/85 | 40000.0 | 8000.0 | 2.65/8.8 | 1.05 | 0.154 | 400.0 | 8.5 | 125.0 | 42.0 | 95.0 | Disc dia 111mm height 26mm / Ceramic | Electrical triggered phase control thyristor |
| T2480N28TOF VT | 2800.0 | 2480/85 | 43500.0 | 9460.0 | 1.43/3.0 | 0.95 | 0.154 | 400.0 | 8.5 | 125.0 | 42.0 | 95.0 | Disc dia 111mm height 26mm / Ceramic | Electrical triggered phase control thyristor |
| T2480N26TOF VT | 2600.0 | 2480/85 | 43500.0 | 9460.0 | 1.43/3.0 | 0.95 | 0.154 | 400.0 | 8.5 | 125.0 | 42.0 | 95.0 | Disc dia 111mm height 26mm / Ceramic | Electrical triggered phase control thyristor |
| T2480N24TOF VT | 2400.0 | 2480/85 | 43500.0 | 9460.0 | 1.43/3.0 | 0.95 | 0.154 | 400.0 | 8.5 | 125.0 | 42.0 | 95.0 | Disc dia 111mm height 26mm / Ceramic | Electrical triggered phase control thyristor |
| T2480N22TOF VT | 2200.0 | 2480/85 | 43500.0 | 9460.0 | 1.43/3.0 | 0.95 | 0.154 | 400.0 | 8.5 | 125.0 | 42.0 | 95.0 | Disc dia 111mm height 26mm / Ceramic | Electrical triggered phase control thyristor |
| T2810N22TOF VT | 2200.0 | 2810/85 | 50000.0 | 12500.0 | 2.35/11.0 | 0.9 | 0.112 | 300.0 | 8.5 | 125.0 | 42.0 | 95.0 | Disc dia 111mm height 26mm / Ceramic | Electrical triggered phase control thyristor |
| T2810N20TOF VT | 2000.0 | 2810/85 | 50000.0 | 12500.0 | 2.35/11.0 | 0.9 | 0.112 | 300.0 | 8.5 | 125.0 | 42.0 | 95.0 | Disc dia 111mm height 26mm / Ceramic | Electrical triggered phase control thyristor |
| T2810N18TOF VT | 1800.0 | 2810/85 | 50000.0 | 12500.0 | 2.35/11.0 | 0.9 | 0.112 | 300.0 | 8.5 | 125.0 | 42.0 | 95.0 | Disc dia 111mm height 26mm / Ceramic | Electrical triggered phase control thyristor |
| T2810N16TOF VT | 1600.0 | 2810/85 | 50000.0 | 12500.0 | 2.35/11.0 | 0.9 | 0.112 | 300.0 | 8.5 | 125.0 | 42.0 | 95.0 | Disc dia 111mm height 26mm / Ceramic | Electrical triggered phase control thyristor |
| T4301N28TOF | 2800.0 | 4030/85 | 100000.0 | 41400.0 | 1.20/4.0 | 0.77 | 0.107 | 250.0 | 5.4 | 125.0 | 63.0 | 91.0 | Disc dia 150mm height 35mm / Ceramic | Electrical triggered phase control thyristor |
| T4301N26TOF | 2600.0 | 4030/85 | 100000.0 | 41400.0 | 1.20/4.0 | 0.77 | 0.107 | 250.0 | 5.4 | 125.0 | 63.0 | 91.0 | Disc dia 150mm height 35mm / Ceramic | Electrical triggered phase control thyristor |
| T4301N24TOF | 2400.0 | 4030/85 | 100000.0 | 41400.0 | 1.20/4.0 | 0.77 | 0.107 | 250.0 | 5.4 | 125.0 | 63.0 | 91.0 | Disc dia 150mm height 35mm / Ceramic | Electrical triggered phase control thyristor |
| T4301N22TOF | 2200.0 | 4030/85 | 100000.0 | 41400.0 | 1.20/4.0 | 0.77 | 0.107 | 250.0 | 5.4 | 125.0 | 63.0 | 91.0 | Disc dia 150mm height 35mm / Ceramic | Electrical triggered phase control thyristor |
| T4771N28TOF PR | 2800.0 | 4340/85 | 91000.0 | 41400.0 | 1.20/4.0 | 0.77 | 0.107 | 250.0 | 4.8 | 125.0 | 63.0 | 91.0 | Disc dia 150mm height 26mm / Ceramic | Electrical triggered phase control thyristor |
| T4771N22TOF PR | 2200.0 | 4340/85 | 91000.0 | 41400.0 | 1.20/4.0 | 0.77 | 0.107 | 250.0 | 4.8 | 125.0 | 63.0 | 91.0 | Disc dia 150mm height 26mm / Ceramic | Electrical triggered phase control thyristor |

All here shown Presspacks are active and preferred.

Thyristor Presspacks

| Product | V _{DRM} / V _{RRM} [V] | I _{TAVM} /T _c [A/°C] (@180° el sin) | I _{TSM} [A] (@10ms, T _{vj max}) | [I ² dt [A ² s · 10 ³] (@10ms, T _{vj max}) | V _T /I _T [V/kA] (@T _{vj max}) | V _{TO} [V] (@T _{vj max}) max | r _T [mΩ] (@T _{vj max}) max | t _q [μs] | R _{thJC} [K/kW] (@180° el sin) max | T _{vj} [°C] max | Clamping force [kn] min | Clamping force [kn] max | Housing | Configuration |
|---------------------------|---|---|--|--|---|---|---|---------------------|---|--------------------------|-------------------------|-------------------------|--------------------------------------|--|
| Ceramic discs up to 5500V | | | | | | | | | | | | | | |
| T730N42TOF VT | 4200.0 | 730/85 | 15800.0 | 1250.0 | 3.40/3.5 | 1.2 | 0.57 | 400.0 | 21.5 | 120.0 | 18.0 | 43.0 | Disc dia 75mm height 26mm / Ceramic | Electrical triggered phase control thyristor |
| T730N40TOF VT | 4000.0 | 730/85 | 15800.0 | 1250.0 | 3.40/3.5 | 1.2 | 0.57 | 400.0 | 21.5 | 120.0 | 18.0 | 43.0 | Disc dia 75mm height 26mm / Ceramic | Electrical triggered phase control thyristor |
| T730N38TOF VT | 3800.0 | 730/85 | 15800.0 | 1250.0 | 3.40/3.5 | 1.2 | 0.57 | 400.0 | 21.5 | 120.0 | 18.0 | 43.0 | Disc dia 75mm height 26mm / Ceramic | Electrical triggered phase control thyristor |
| T731N44TOH | 4400.0 | 870/85 | 16000.0 | 1280.0 | 1.86/1.2 | 1.08 | 0.65 | 500.0 | 18.5 | 125.0 | 15.0 | 24.0 | Disc dia 76mm height 26mm / Ceramic | Electrical triggered phase control thyristor |
| T731N42TOF | 4200.0 | 870/85 | 16000.0 | 1280.0 | 1.86/1.2 | 1.08 | 0.65 | 500.0 | 18.5 | 125.0 | 15.0 | 24.0 | Disc dia 76mm height 26mm / Ceramic | Electrical triggered phase control thyristor |
| T731N36TOF | 3600.0 | 870/85 | 16000.0 | 1280.0 | 1.86/1.2 | 1.08 | 0.65 | 500.0 | 18.5 | 125.0 | 15.0 | 24.0 | Disc dia 76mm height 26mm / Ceramic | Electrical triggered phase control thyristor |
| T860N36TOF VT | 3600.0 | 860/85 | 17000.0 | 1445.0 | 3.18/3.8 | 1.08 | 0.5 | 400.0 | 21.0 | 125.0 | 20.0 | 45.0 | Disc dia 75mm height 26mm / Ceramic | Electrical triggered phase control thyristor |
| T860N32TOF VT | 3200.0 | 860/85 | 17000.0 | 1445.0 | 3.18/3.8 | 1.08 | 0.5 | 400.0 | 21.0 | 125.0 | 20.0 | 45.0 | Disc dia 75mm height 26mm / Ceramic | Electrical triggered phase control thyristor |
| T860N30TOF VT | 3000.0 | 860/85 | 17000.0 | 1445.0 | 3.18/3.8 | 1.08 | 0.5 | 400.0 | 21.0 | 125.0 | 20.0 | 45.0 | Disc dia 75mm height 26mm / Ceramic | Electrical triggered phase control thyristor |
| T901N36TOF | 3600.0 | 940/85 | 17000.0 | 1445.0 | 1.75/1.2 | 1.16 | 0.494 | 300.0 | 18.5 | 125.0 | 15.0 | 24.0 | Disc dia 76mm height 26mm / Ceramic | Electrical triggered phase control thyristor |
| T901N35TOF | 3500.0 | 940/85 | 17000.0 | 1445.0 | 1.75/1.2 | 1.16 | 0.494 | 300.0 | 18.5 | 125.0 | 15.0 | 24.0 | Disc dia 76mm height 26mm / Ceramic | Electrical triggered phase control thyristor |
| T901N32TOF | 3200.0 | 940/85 | 17000.0 | 1445.0 | 1.75/1.2 | 1.16 | 0.494 | 300.0 | 18.5 | 125.0 | 15.0 | 24.0 | Disc dia 76mm height 26mm / Ceramic | Electrical triggered phase control thyristor |
| T930N36TOF VT | 3600.0 | 930/85 | 17500.0 | 1530.0 | 2.70/3.6 | 1.0 | 0.43 | 500.0 | 21.5 | 125.0 | 20.0 | 45.0 | Disc dia 75mm height 26mm / Ceramic | Electrical triggered phase control thyristor |
| T930N34TOF VT | 3400.0 | 930/85 | 17500.0 | 1530.0 | 2.70/3.6 | 1.0 | 0.43 | 500.0 | 21.5 | 125.0 | 20.0 | 45.0 | Disc dia 75mm height 26mm / Ceramic | Electrical triggered phase control thyristor |
| T930N32TOF VT | 3200.0 | 930/85 | 17500.0 | 1530.0 | 2.70/3.6 | 1.0 | 0.43 | 500.0 | 21.5 | 125.0 | 20.0 | 45.0 | Disc dia 75mm height 26mm / Ceramic | Electrical triggered phase control thyristor |
| T1401N42TOH | 4200.0 | 1590/85 | 36000.0 | 6480.0 | 1.95/2.0 | 1.29 | 0.33 | 350.0 | 9.7 | 125.0 | 36.0 | 52.0 | Disc dia 120mm height 35mm / Ceramic | Electrical triggered phase control thyristor |
| T1451N52TOH | 5200.0 | 1660/85 | 43000.0 | 9250.0 | 1.70/2.0 | 0.92 | 0.37 | 450.0 | 9.7 | 125.0 | 36.0 | 52.0 | Disc dia 120mm height 35mm / Ceramic | Electrical triggered phase control thyristor |
| T1451N48TOH | 4800.0 | 1660/85 | 43000.0 | 9250.0 | 1.70/2.0 | 0.92 | 0.37 | 450.0 | 9.7 | 125.0 | 36.0 | 52.0 | Disc dia 120mm height 35mm / Ceramic | Electrical triggered phase control thyristor |
| T1551N52TOH PR | 5200.0 | 1770/85 | 43000.0 | 9250.0 | 1.70/2.0 | 0.92 | 0.37 | 450.0 | 9.0 | 125.0 | 36.0 | 52.0 | Disc dia 120mm height 26mm / Ceramic | Electrical triggered phase control thyristor |
| T1551N48TOH | 4800.0 | 1770/85 | 43000.0 | 9250.0 | 1.70/2.0 | 0.92 | 0.37 | 450.0 | 9.0 | 125.0 | 36.0 | 52.0 | Disc dia 120mm height 26mm / Ceramic | Electrical triggered phase control thyristor |
| T1601N36TOF | 3600.0 | 1900/85 | 44000.0 | 8400.0 | 1.50/2.0 | 1.0 | 0.25 | 300.0 | 9.0 | 125.0 | 36.0 | 52.0 | Disc dia 120mm height 35mm / Ceramic | Electrical triggered phase control thyristor |
| T1601N35TOF | 3500.0 | 1900/85 | 44000.0 | 8400.0 | 1.50/2.0 | 1.0 | 0.25 | 300.0 | 9.0 | 125.0 | 36.0 | 52.0 | Disc dia 120mm height 35mm / Ceramic | Electrical triggered phase control thyristor |
| T1601N32TOF | 3200.0 | 1900/85 | 44000.0 | 8400.0 | 1.50/2.0 | 1.0 | 0.25 | 300.0 | 9.0 | 125.0 | 36.0 | 52.0 | Disc dia 120mm height 35mm / Ceramic | Electrical triggered phase control thyristor |
| T1601N28TOF | 2800.0 | 1900/85 | 44000.0 | 8400.0 | 1.50/2.0 | 1.0 | 0.25 | 300.0 | 9.0 | 125.0 | 36.0 | 52.0 | Disc dia 120mm height 35mm / Ceramic | Electrical triggered phase control thyristor |
| T1800N42TOF PR | 4200.0 | 1800/85 | 41000.0 | 8405.0 | 1.65/2.0 | 0.85 | 0.4 | 900.0 | 8.5 | 125.0 | 36.0 | 52.0 | Disc dia 111mm height 26mm / Ceramic | Electrical triggered phase control thyristor |
| T1930N38TOF VT | 3800.0 | 2180/85 | 37000.0 | 6850.0 | 2.90/8.0 | 1.08 | 0.2 | 450.0 | 8.5 | 125.0 | 40.0 | 65.0 | Disc dia 111mm height 26mm / Ceramic | Electrical triggered phase control thyristor |
| T1930N36TOF VT | 3600.0 | 2180/85 | 37000.0 | 6850.0 | 2.90/8.0 | 1.08 | 0.2 | 450.0 | 8.5 | 125.0 | 40.0 | 65.0 | Disc dia 111mm height 26mm / Ceramic | Electrical triggered phase control thyristor |
| T1930N34TOF VT | 3400.0 | 2180/85 | 37000.0 | 6850.0 | 2.90/8.0 | 1.08 | 0.2 | 450.0 | 8.5 | 125.0 | 40.0 | 65.0 | Disc dia 111mm height 26mm / Ceramic | Electrical triggered phase control thyristor |
| T1930N32TOF VT | 3200.0 | 2180/85 | 37000.0 | 6850.0 | 2.90/8.0 | 1.08 | 0.2 | 450.0 | 8.5 | 125.0 | 40.0 | 65.0 | Disc dia 111mm height 26mm / Ceramic | Electrical triggered phase control thyristor |
| T1971N44TOH | 4400.0 | 1730/85 | 36000.0 | 6480.0 | 1.95/2.0 | 1.29 | 0.33 | 350.0 | 8.6 | 125.0 | 42.0 | 95.0 | Disc dia 120mm height 26mm / Ceramic | Electrical triggered phase control thyristor |
| T1971N40TOH | 4000.0 | 1730/85 | 36000.0 | 6480.0 | 1.95/2.0 | 1.29 | 0.33 | 350.0 | 8.6 | 125.0 | 42.0 | 95.0 | Disc dia 120mm height 26mm / Ceramic | Electrical triggered phase control thyristor |
| T2001N36TOF | 3600.0 | 2060/85 | 41000.0 | 8400.0 | 1.50/2.0 | 1.0 | 0.25 | 300.0 | 8.7 | 125.0 | 36.0 | 52.0 | Disc dia 120mm height 26mm / Ceramic | Electrical triggered phase control thyristor |
| T2001N34TOF | 3400.0 | 2060/85 | 41000.0 | 8400.0 | 1.50/2.0 | 1.0 | 0.25 | 300.0 | 8.7 | 125.0 | 36.0 | 52.0 | Disc dia 120mm height 26mm / Ceramic | Electrical triggered phase control thyristor |
| T2161N52TOH | 5200.0 | 2070/85 | 54000.0 | 14600.0 | 1.85/3.0 | 0.81 | 0.36 | 450.0 | 7.5 | 125.0 | 36.0 | 52.0 | Disc dia 120mm height 35mm / Ceramic | Electrical triggered phase control thyristor |
| T2351N52TOH | 5200.0 | 2250/85 | 54000.0 | 14600.0 | 1.85/3.0 | 0.81 | 0.36 | 450.0 | 6.5 | 125.0 | 45.0 | 65.0 | Disc dia 120mm height 26mm / Ceramic | Electrical triggered phase control thyristor |

All here shown Presspacks are active and preferred.

- Bare dies
- Discrete
- IGBT modules
- IPMs
- Stacks & boards
- Driver & controller
- SiC
- Presspacks
- SCR / diode modules
- Solid state relays

Thyristor Presspacks

| Product | V_{DRM} / V_{RRM} [V] | I_{TAVM}/T_c [A/°C] (@180° el sin) | I_{TSM} [A] (@10ms, $T_{vj\ max}$) | $\int I^2 dt$ [A ² s · 10 ³] (@10ms, $T_{vj\ max}$) | V_T/I_T [V/kA] (@ $T_{vj\ max}$) | V_{TO} [V] (@ $T_{vj\ max}$) max | r_T [mΩ] (@ $T_{vj\ max}$) max | t_q [μs] | R_{thJC} [K/kW] (@180° el sin) max | T_{vj} [°C] max | Clamping force [kn] min | Clamping force [kn] max | Housing | Configuration |
|---------------------------|-------------------------|--------------------------------------|---------------------------------------|---|-------------------------------------|-------------------------------------|-----------------------------------|------------|--------------------------------------|-------------------|-------------------------|-------------------------|--------------------------------------|--|
| Ceramic discs up to 5500V | | | | | | | | | | | | | | |
| T2351N42TOH | 4200.0 | 2250/85 | 54000.0 | 14600.0 | 1.85/3.0 | 0.81 | 0.36 | 450.0 | 6.5 | 125.0 | 45.0 | 65.0 | Disc dia 120mm height 26mm / Ceramic | Electrical triggered phase control thyristor |
| T2851N52TOH | 5200.0 | 2980/85 | 79000.0 | 31000.0 | 1.70/4.0 | 0.77 | 0.235 | 600.0 | 5.4 | 125.0 | 63.0 | 91.0 | Disc dia 150mm height 35mm / Ceramic | Electrical triggered phase control thyristor |
| T2851N48TOH | 4800.0 | 2980/85 | 79000.0 | 31000.0 | 1.70/4.0 | 0.77 | 0.235 | 600.0 | 5.4 | 125.0 | 63.0 | 91.0 | Disc dia 150mm height 35mm / Ceramic | Electrical triggered phase control thyristor |
| T2851N42TOH | 4200.0 | 2980/85 | 79000.0 | 31000.0 | 1.70/4.0 | 0.77 | 0.235 | 600.0 | 5.4 | 125.0 | 63.0 | 91.0 | Disc dia 150mm height 35mm / Ceramic | Electrical triggered phase control thyristor |
| T3401N36TOF | 3600.0 | 3560/85 | 91000.0 | 37850.0 | 1.40/4.0 | 0.82 | 0.145 | 300.0 | 5.4 | 125.0 | 63.0 | 91.0 | Disc dia 150mm height 35mm / Ceramic | Electrical triggered phase control thyristor |
| T3401N32TOF | 3200.0 | 3560/85 | 91000.0 | 37850.0 | 1.40/4.0 | 0.82 | 0.145 | 300.0 | 5.4 | 125.0 | 63.0 | 91.0 | Disc dia 150mm height 35mm / Ceramic | Electrical triggered phase control thyristor |
| T3401N31TOF | 3100.0 | 3560/85 | 91000.0 | 37850.0 | 1.40/4.0 | 0.82 | 0.145 | 300.0 | 5.4 | 125.0 | 63.0 | 91.0 | Disc dia 150mm height 35mm / Ceramic | Electrical triggered phase control thyristor |
| T3441N52TOH | 5200.0 | 3200/85 | 79000.0 | 31000.0 | 1.70/4.0 | 0.77 | 0.235 | 600.0 | 4.8 | 125.0 | 63.0 | 91.0 | Disc dia 150mm height 26mm / Ceramic | Electrical triggered phase control thyristor |
| T3801N36TOF VT | 3600.0 | 3830/85 | 87000.0 | 37850.0 | 1.40/4.0 | 0.82 | 0.145 | 300.0 | 4.8 | 125.0 | 63.0 | 91.0 | Disc dia 150mm height 26mm / Ceramic | Electrical triggered phase control thyristor |
| T4021N52TOH | 5200.0 | 3880/85 | 100000.0 | 50000.0 | 1.80/6.0 | 0.93 | 1.45 | 550.0 | 4.5 | 125.0 | 90.0 | 130.0 | Disc dia 172mm height 35mm / Ceramic | Electrical triggered phase control thyristor |
| T4003N52TOH PR | 5200.0 | 3400/85 | 100000.0 | 50000.0 | 1.80/6.0 | 0.93 | 0.145 | 550.0 | 4.8 | 120.0 | 90.0 | 130.0 | Disc dia 172mm height 40mm / Ceramic | Light Triggered Phase Control Thyristor |
| T4003NH52TOH | 5200.0 | 3400/85 | 100000.0 | 50000.0 | 1.80/6.0 | 0.93 | 0.145 | 550.0 | 4.8 | 120.0 | 90.0 | 130.0 | Disc dia 172mm height 40mm / Ceramic | Light Triggered Phase Control Thyristor |

All here shown Presspacks are active and preferred.

Thyristor Presspacks

| Product | V _{DRM} / V _{RRM} [V] | I _{TAVM} /T _c [A/°C] (@180° el sin) | I _{TSM} [A] (@10ms, T _{vj max}) | ∫I ² dt [A ² s · 10 ³] (@10ms, T _{vj max}) | V _T /I _T [V/kA] (@T _{vj max}) | V _{TO} [V] (@T _{vj max}) max | r _T [mΩ] (@T _{vj max}) max | t _q [μs] | R _{thJC} [K/kW] (@180° el sin) max | T _{vj} [°C] max | Clamping force [kN] min | Clamping force [kN] max | Housing | Configuration |
|----------------------------|---|---|--|--|---|---|---|---------------------|---|--------------------------|-------------------------|-------------------------|--------------------------------------|--|
| Ceramic discs up to 10000V | | | | | | | | | | | | | | |
| T201N70TOH PR | 7000.0 | 245/85 | 4200.0 | 88.0 | 3.4/0.5 | 1.29 | 4.22 | 600.0 | 40.0 | 125.0 | 7.0 | 12.0 | Disc dia 58mm height 26mm / Ceramic | Electrical triggered phase control thyristor |
| T280N65TOF | 6500.0 | 280/85 | 5800.0 | 115.0 | 2.75/0.5 | 1.35 | 2.8 | 1000.0 | 43.0 | 125.0 | 7.0 | 12.0 | Disc dia 58mm height 27mm / Ceramic | Electrical triggered phase control thyristor |
| T501N70TOH | 7000.0 | 640/85 | 13000.0 | 845.0 | 2.65/1.0 | 1.3 | 1.35 | 600.0 | 17.0 | 125.0 | 15.0 | 24.0 | Disc dia 75mm height 26mm / Ceramic | Electrical triggered phase control thyristor |
| T533N80TOH PR | 8000.0 | 540/85 | 10500.0 | 550.0 | 2.75/1.0 | 1.26 | 1.47 | 650.0 | 20.0 | 120.0 | 15.0 | 24.0 | Disc dia 76mm height 35mm / Ceramic | Light Triggered Phase Control Thyristor |
| T570N65TOF | 6500.0 | 540/85 | 10500.0 | 442.0 | 2.75/1.0 | 1.35 | 1.4 | 1000.0 | 21.0 | 125.0 | 13.0 | 23.0 | Disc dia 76mm height 26mm / Ceramic | Electrical triggered phase control thyristor |
| T600N95TOH PR | 9500.0 | 590/85 | 12800.0 | 820.0 | 2.7/1.0 | 1.25 | 1.4 | 900.0 | 19.0 | 125.0 | 15.0 | 24.0 | Disc dia 75mm height 26mm / Ceramic | Electrical triggered phase control thyristor |
| T1060N65TOF PR | 6500.0 | 1053/85 | 22500.0 | 2530.0 | 2.43/1.5 | 1.35 | 0.72 | 1000.0 | 11.0 | 125.0 | 27.0 | 45.0 | Disc dia 100mm height 26mm / Ceramic | Electrical triggered phase control thyristor |
| T1081N70TOH | 7000.0 | 1300/85 | 34000.0 | 5780.0 | 2.7/2.0 | 1.18 | 0.759 | 600.0 | 8.6 | 125.0 | 26.0 | 52.0 | Disc dia 120mm height 26mm / Ceramic | Electrical triggered phase control thyristor |
| T1081N65TOH | 6500.0 | 1300/85 | 34000.0 | 5780.0 | 2.7/2.0 | 1.18 | 0.759 | 600.0 | 8.6 | 125.0 | 26.0 | 52.0 | Disc dia 120mm height 26mm / Ceramic | Electrical triggered phase control thyristor |
| T1081N60TOH | 6000.0 | 1300/85 | 34000.0 | 5780.0 | 2.7/2.0 | 1.18 | 0.759 | 600.0 | 8.6 | 125.0 | 26.0 | 52.0 | Disc dia 120mm height 26mm / Ceramic | Electrical triggered phase control thyristor |
| T1201N70TOH | 7000.0 | 1200/85 | 34000.0 | 5780.0 | 2.7/2.0 | 1.18 | 0.759 | 600.0 | 9.7 | 125.0 | 26.0 | 52.0 | Disc dia 120mm height 35mm / Ceramic | Electrical triggered phase control thyristor |
| T1503N80TOH PR | 8000.0 | 1770/85 | 55000.0 | 15125.0 | 3.00/4.0 | 1.24 | 0.44 | 550.0 | 6.3 | 120.0 | 63.0 | 91.0 | Disc dia 150mm height 40mm / Ceramic | Light Triggered Phase Control Thyristor |
| T1503N75TOH | 7500.0 | 1770/85 | 55000.0 | 15125.0 | 3.00/4.0 | 1.24 | 0.44 | 550.0 | 6.3 | 120.0 | 63.0 | 91.0 | Disc dia 150mm height 40mm / Ceramic | Light Triggered Phase Control Thyristor |
| T1503NH80TOH | 8000.0 | 1770/85 | 55000.0 | 15125.0 | 3.00/4.0 | 1.24 | 0.44 | 550.0 | 6.3 | 120.0 | 63.0 | 91.0 | Disc dia 150mm height 40mm / Ceramic | Light Triggered Phase Control Thyristor |
| T1620N65TOF PR | 6500.0 | 1613/85 | 32000.0 | 5120.0 | 3.3/4.5 | 1.35 | 0.43 | 1000.0 | 8.1 | 125.0 | 40.0 | 65.0 | Disc dia 111mm height 26mm / Ceramic | Electrical triggered phase control thyristor |
| T1651N70TOH PR | 7000.0 | 1670/85 | 50000.0 | 11500.0 | 2.65/3.0 | 1.22 | 0.49 | 600.0 | 7.5 | 125.0 | 45.0 | 65.0 | Disc dia 120mm height 35mm / Ceramic | Electrical triggered phase control thyristor |
| T1851N70TOH | 7000.0 | 1830/85 | 48000.0 | 11500.0 | 2.65/3.0 | 1.22 | 0.49 | 600.0 | 6.5 | 125.0 | 45.0 | 65.0 | Disc dia 120mm height 26mm / Ceramic | Electrical triggered phase control thyristor |
| T1851N65TOH PR | 6500.0 | 1830/85 | 48000.0 | 11500.0 | 2.65/3.0 | 1.22 | 0.49 | 600.0 | 6.5 | 125.0 | 45.0 | 65.0 | Disc dia 120mm height 26mm / Ceramic | Electrical triggered phase control thyristor |
| T1851N60TOH | 6000.0 | 1830/85 | 48000.0 | 11500.0 | 2.65/3.0 | 1.22 | 0.49 | 600.0 | 6.5 | 125.0 | 45.0 | 65.0 | Disc dia 120mm height 26mm / Ceramic | Electrical triggered phase control thyristor |
| T1901N80TOH | 8000.0 | 2100/85 | 65000.0 | 21100.0 | 3.0/4.0 | 1.24 | 0.44 | 550.0 | 5.4 | 125.0 | 63.0 | 91.0 | Disc dia 150mm height 35mm / Ceramic | Electrical triggered phase control thyristor |
| T1901N75TOH | 7500.0 | 2100/85 | 65000.0 | 21100.0 | 3.0/4.0 | 1.24 | 0.44 | 550.0 | 5.4 | 125.0 | 63.0 | 91.0 | Disc dia 150mm height 35mm / Ceramic | Electrical triggered phase control thyristor |
| T1901N70TOH | 7000.0 | 2100/85 | 65000.0 | 21100.0 | 3.0/4.0 | 1.24 | 0.44 | 550.0 | 5.4 | 125.0 | 63.0 | 91.0 | Disc dia 150mm height 35mm / Ceramic | Electrical triggered phase control thyristor |
| T2251N80TOH | 8000.0 | 2260/85 | 65000.0 | 21100.0 | 3.0/4.0 | 1.24 | 0.44 | 550.0 | 4.8 | 125.0 | 63.0 | 91.0 | Disc dia 150mm height 26mm / Ceramic | Electrical triggered phase control thyristor |
| T2251N70TOH | 7000.0 | 2260/85 | 65000.0 | 21100.0 | 3.0/4.0 | 1.24 | 0.44 | 550.0 | 4.8 | 125.0 | 63.0 | 91.0 | Disc dia 150mm height 26mm / Ceramic | Electrical triggered phase control thyristor |
| T2563NH75TOH | 7500.0 | 2300/85 | 90000.0 | 40500.0 | 2.95/5.0 | 1.2 | 0.35 | 550.0 | 4.8 | 120.0 | 90.0 | 130.0 | Disc dia 172mm height 40mm / Ceramic | Light Triggered Phase Control Thyristor |
| T2563N80TOH PR | 8000.0 | 2300/85 | 90000.0 | 40500.0 | 2.95/5.0 | 1.2 | 0.35 | 550.0 | 4.8 | 120.0 | 90.0 | 130.0 | Disc dia 172mm height 40mm / Ceramic | Light Triggered Phase Control Thyristor |
| T2563NH80TOH | 8000.0 | 2300/85 | 90000.0 | 40500.0 | 2.95/5.0 | 1.2 | 0.35 | 550.0 | 4.8 | 120.0 | 90.0 | 130.0 | Disc dia 172mm height 40mm / Ceramic | Light Triggered Phase Control Thyristor |
| T2871N80TOH | 8000.0 | 2620/85 | 90000.0 | 40500.0 | 2.95/5.0 | 1.27 | 0.336 | 550.0 | 4.5 | 125.0 | 90.0 | 130.0 | Disc dia 172mm height 35mm / Ceramic | Electrical triggered phase control thyristor |
| T2871N75TOH | 7500.0 | 2620/85 | 90000.0 | 40500.0 | 2.95/5.0 | 1.27 | 0.336 | 550.0 | 4.5 | 125.0 | 90.0 | 130.0 | Disc dia 172mm height 35mm / Ceramic | Electrical triggered phase control thyristor |
| T2871N70TOH PR | 7000.0 | 2620/85 | 90000.0 | 40500.0 | 2.95/5.0 | 1.27 | 0.336 | 550.0 | 4.5 | 125.0 | 90.0 | 130.0 | Disc dia 172mm height 35mm / Ceramic | Electrical triggered phase control thyristor |
| T3011N80TOH | 8000.0 | 2800/85 | 90000.0 | 40500.0 | 2.95/5.0 | 1.27 | 0.336 | 550.0 | 4.0 | 125.0 | 90.0 | 130.0 | Disc dia 172mm height 26mm / Ceramic | Electrical triggered phase control thyristor |

All here shown Presspacks are active and preferred.

- Bare dies
- Discrete
- IGBT modules
- IPMs
- Stacks & boards
- Driver & controller
- SiC
- Presspacks
- SCR / diode modules
- Solid state relays

Diode / Thyristor studs

| Product | V_{DRM} / V_{RRM} [V] | I_{FSM} / I_{TSM} [A] (@10ms, $T_{vj,max}$) | $I_{FAVM} / T_C / I_{TAVM} / T_C$ [A/°C] (@180° el sin) | $\int I^2 dt$ [A ² s · 10 ³] (@10ms, $T_{vj,max}$) | V_{T0} [V] (@ $T_{vj,max}$) max | r_T [mΩ] (@ $T_{vj,max}$) max | T_{vj} [°C] max | Housing | Configuration |
|--------------------------|----------------------------|---|--|---|---------------------------------------|-------------------------------------|----------------------|---------------------|--------------------------|
| Phase control thyristors | | | | | | | | | |
| T160N18BOF | 1800.0 | 3400.0 | 160/85 | 58.0 | 1.08 | 1.53 | 125.0 | SW27 M12 | Phase Control Thyristors |
| T221N18BOF | 1800.0 | 5700.0 | 221/85 | 163.0 | 1.1 | 0.75 | 125.0 | SW41 M24 | Phase Control Thyristors |
| T345N18EOF | 1800.0 | 6900.0 | 345/85 | 238.0 | 0.8 | 0.7 | 125.0 | FL54 Flansch flange | Phase Control Thyristors |
| Fast rectifier diodes | | | | | | | | | |
| D56S45C | 4500.0 | 1350.0 | 56/85 | 9.1 | 1.64 | 8.0 | 125.0 | SW27 M12 | Fast rectifier diodes |
| D56U45C | 4500.0 | 1200.0 | 56/73 | 7.2 | 1.64 | 8.0 | 125.0 | SW27 M12 | Fast rectifier diodes |

All here shown Presspacks are active and preferred.

Diode / Thyristor studs

| Product | V_{DRM} / V_{RRM} [V] | I_{FSM} / I_{TSM} [A] (@10ms, $T_{vj,max}$) | $I_{FAVM} / T_C / I_{TAVM} / T_C$ [A/°C] (@180° el sin) | $\int I^2 < /sup> dt$ [A ² s · 10 ³] (@10ms, $T_{vj,max}$) | V_{T0} [V] (@ $T_{vj,max}$) max | r_T [mΩ] (@ $T_{vj,max}$) max | T_{vj} [°C] max | Housing | Configuration |
|------------------|----------------------------|---|--|---|---------------------------------------|-------------------------------------|----------------------|---------------------|------------------|
| Rectifier diodes | | | | | | | | | |
| D121K20B | 2000.0 | 2400.0 | 120/130 | 480.2 | 0.7 | 0.62 | 180.0 | SW27 M12 | Rectifier diodes |
| D121K18B | 1800.0 | 2400.0 | 120/130 | 480.2 | 0.7 | 0.62 | 180.0 | SW27 M12 | Rectifier diodes |
| D255K06B | 600.0 | 4000.0 | 255/75 | 106.0 | 0.65 | 0.85 | 180.0 | SW27 M13 | Rectifier diodes |
| D255K04B | 400.0 | 4000.0 | 255/75 | 106.0 | 0.65 | 0.85 | 180.0 | SW27 M13 | Rectifier diodes |
| D255N06B | 600.0 | 4600.0 | 255/110 | 106.0 | 0.65 | 0.85 | 180.0 | SW27 M12 | Rectifier diodes |
| D255N04B | 400.0 | 4600.0 | 255/110 | 106.0 | 0.65 | 0.85 | 180.0 | SW27 M12 | Rectifier diodes |
| D255N02B | 200.0 | 4600.0 | 255/110 | 106.0 | 0.65 | 0.85 | 180.0 | SW27 M12 | Rectifier diodes |
| D121N20B | 2000.0 | 2600.0 | 120/130 | 33.8 | 0.72 | 1.9 | 180.0 | SW27 M12 | Rectifier diodes |
| D121N18B | 1600.0 | 2600.0 | 120/130 | 33.8 | 0.72 | 1.9 | 180.0 | SW27 M12 | Rectifier diodes |
| D121N16B | 1600.0 | 2600.0 | 120/130 | 33.8 | 0.72 | 1.9 | 180.0 | SW27 M12 | Rectifier diodes |
| D121N12B | 1200.0 | 2600.0 | 120/130 | 33.8 | 0.72 | 1.9 | 180.0 | SW27 M12 | Rectifier diodes |
| D251K20B | 2000.0 | 4700.0 | 250/102 | 110.5 | 0.8 | 0.85 | 180.0 | SW27 M12 | Rectifier diodes |
| D251K18B | 1800.0 | 4700.0 | 250/102 | 110.5 | 0.8 | 0.85 | 180.0 | SW27 M12 | Rectifier diodes |
| D251K14B | 1400.0 | 4700.0 | 250/102 | 110.5 | 0.8 | 0.85 | 180.0 | SW27 M12 | Rectifier diodes |
| D251K12B | 1200.0 | 4700.0 | 250/102 | 110.5 | 0.8 | 0.85 | 180.0 | SW27 M12 | Rectifier diodes |
| D251N20B | 2000.0 | 5300.0 | 250/130 | 140.5 | 0.8 | 0.85 | 180.0 | SW27 M12 | Rectifier diodes |
| D251N18B | 1800.0 | 5300.0 | 250/130 | 140.5 | 0.8 | 0.85 | 180.0 | SW27 M12 | Rectifier diodes |
| D251N16B | 1600.0 | 5300.0 | 250/130 | 140.5 | 0.8 | 0.85 | 180.0 | SW27 M12 | Rectifier diodes |
| D251N14B | 1400.0 | 5300.0 | 250/130 | 140.5 | 0.8 | 0.85 | 180.0 | SW27 M12 | Rectifier diodes |
| D251N12B | 1200.0 | 5300.0 | 250/130 | 140.5 | 0.8 | 0.85 | 180.0 | SW27 M12 | Rectifier diodes |
| D400K16B | 1600.0 | 9800.0 | 400/130 | 480.2 | 0.7 | 0.62 | 180.0 | SW41 M24 | Rectifier diodes |
| D400N22B VF | 2200.0 | 9800.0 | 400/130 | 480.2 | 0.7 | 0.62 | 180.0 | SW41 M24 | Rectifier diodes |
| D400N20B | 2000.0 | 9800.0 | 400/130 | 480.2 | 0.7 | 0.62 | 180.0 | SW41 M24 | Rectifier diodes |
| D400N18B VF | 1800.0 | 9800.0 | 400/130 | 480.2 | 0.7 | 0.62 | 180.0 | SW41 M24 | Rectifier diodes |
| D400N16B | 1600.0 | 9800.0 | 400/130 | 480.2 | 0.7 | 0.62 | 180.0 | SW41 M24 | Rectifier diodes |
| D400N12B | 1200.0 | 9800.0 | 400/130 | 480.2 | 0.7 | 0.62 | 180.0 | SW41 M24 | Rectifier diodes |
| D452N18E VF | 1800.0 | 10800.0 | 450/130 | 583.0 | 0.77 | 0.48 | 180.0 | FL54 Flansch flange | Rectifier diodes |
| D452N16E | 1600.0 | 10800.0 | 450/130 | 583.0 | 0.77 | 0.48 | 180.0 | FL54 Flansch flange | Rectifier diodes |
| D452N14E | 1400.0 | 10800.0 | 450/130 | 583.0 | 0.77 | 0.48 | 180.0 | FL54 Flansch flange | Rectifier diodes |
| D452N12E VF | 1200.0 | 10800.0 | 450/130 | 583.0 | 0.77 | 0.48 | 180.0 | FL54 Flansch flange | Rectifier diodes |
| D475N36B | 3600.0 | 10900.0 | 475/100 | 594.0 | 0.77 | 0.61 | 160.0 | SW41 M24 | Rectifier diodes |

All here shown Presspacks are active and preferred.

Bare dies

Discrete

IGBT modules

IPMs

Stacks & boards

Driver & controller

SiC

Presspacks

SCR / diode modules

Solid state relays

Welding diodes

| Product | V_{RRM} [V] | $I_{FAVM}/T_C < [A/^\circ C]$ (@180° el sin) | I_{FSM} [A] (@10ms, $T_{vj\ max}$) | $\int I^2 dt [A^2 \cdot s \cdot 10^{-3}]$ (@10ms, $T_{vj\ max}$) | $V_F/I_F [V/kA]$ (@ $T_{vj\ max}$) | V_{TO} [V] (@ $T_{vj\ max}$) max | r_T [mΩ] (@ $T_{vj\ max}$) max | $R_{thJC} [K/kW]$ (@180° el sin) max | T_{vj} [°C] max | Clamping force [kn] min | Clamping force [kn] max | Housing | Configuration |
|-----------|---------------|--|---------------------------------------|---|-------------------------------------|-------------------------------------|-----------------------------------|--------------------------------------|-------------------|-------------------------|-------------------------|----------------------------|-----------------------------------|
| 38DN06 | 600.0 | 3885/120 | 32300.0 | 5200.0 | 0.99/4.5 | 0.66 | 0.06 | 12.4 | 180.0 | 20.0 | 30.0 | Disc dia 38mm height 4,0mm | Rectifier diodes / Welding diodes |
| 46DN06 | 600.0 | 5100/118 | 52000.0 | 13500.0 | 0.99/4.5 | 0.7 | 0.05 | 9.35 | 180.0 | 30.0 | 45.0 | Disc dia 46mm height 4,0mm | Rectifier diodes / Welding diodes |
| 56DN06B01 | 600.0 | 8400/110 | 70000.0 | 24500.0 | 0.99/4.5 | 0.66 | 0.04 | 5.8 | 180.0 | 40.0 | 60.0 | Disc dia 56mm height 5,0mm | Rectifier diodes / Welding diodes |
| 65DN06 | 600.0 | 8470/98 | 95000.0 | 45000.0 | 0.99/4.5 | 0.7 | 0.03 | 4.7 | 180.0 | 55.0 | 80.0 | Disc dia 65mm height 5mm | Rectifier diodes / Welding diodes |

All here shown Presspacks are active and preferred.

Bare diodes

Discrete

IGBT modules

IPMs

Stacks & boards

Driver & controller

SiC

Presspacks

SCR/diode modules

Solid state relays

Accessories – gateleads for discs

| Product | Type | Terminal# | Terminal descr. | Connector |
|-----------------------|--|-----------|-----------------|---------------------|
| GATELEAD HIGH POWER | T120.26K, T120.35K, T150.26K, T150.35K, T172.26K | - | - | 6.3 x 0.8/4.8 x 0.8 |
| GATELEAD MEDIUM POWER | T42.14K0, T48.14K0, T58.14K0, T58.26K0, T75.26K0, T100.26K0, T111.26K0 | - | - | 4.8 x 0.5/2.8 x 0.5 |

Accessories – laser diode & light fiber for LTT

| Product | Product group | Type |
|--------------------------|---------------------|-----------------------------|
| Laser diodes | | |
| LASER DIODE SPL-PL90 A | Laserdiode for LTT | T76.35L, T150.40L, T172.40L |
| Light Fiber | | |
| LIGHT FIBER LWL R10-LR50 | Light Fiber for LTT | T76.35L |
| LIGHT FIBER LWL R10-LR87 | Light Fiber for LTT | T150.40L, T172.40L |



SCR / diode modules

Thyristor / diode Modules

The wide portfolio consists of standard thyristors and diodes combinations in modular construction. Bipolar Power Semiconductors are applied in the most varied fields of application in a power range of just a few kilowatts up to several giga watts.

We offer our customers a broad range of PowerBLOCK modules containing thyristors and diodes in voltage range of 1200V to 4400V and a current of 61A up to 1070A. The modules are designed and assembled in high reliable pressure contact and in solder

bond technology which addresses the specific requirements of cost and performance optimized applications.

Our modules are offered in several dual and single device topologies for almost all phase control or rectifier applications. Application areas for our modules are e.g. Electrical Drives, as well as low voltage soft starters and general purpose power supplies.

Highlights



Be BEST IN CLASS with our solder bond family

With these new 20 mm, 34 mm & 50 mm PowerBLOCK modules in solder bond technology we expand our comprehensive power module portfolio which, so far, was only using pressure contacts. Solder bond technology addresses the specific requirements of cost-effective applications.
www.infineon.com/solderbond



Discover our PowerBlock modules with TIM

Thermal Interface Material (TIM) fits to all of our existing power module packages and upcoming future designs. With TIM modules a reproducible thermal performance of power electronic systems will be achieved.

www.infineon.com/tim



Easy online ordering for Bipolar PowerBLOCK modules

We offer a broad range of PowerBLOCK modules which are directly available in our webshop.

www.ifbip-shop.com

Bare dies

Discrete

IGBT modules

IPMs

Stacks & boards

Driver & controller

SiC

Presspacks

SCR / diode modules

Solid state relays

Thyristor / diode modules

| Product | V_{DRM} / V_{RRM} [V] | $I_{FAVM} / T_C / I_{TAVM} / T_C$ [A/°C] (@180° el sin) | I_{FSM} / I_{TSM} [A] (@10ms, $T_{vj\ max}$) | $[I^2dt [A^2s \cdot 10^3]$ (@10ms, $T_{vj\ max}$) | V_{T0} [V] (@ $T_{vj\ max}$) max | r_T [mΩ] (@ $T_{vj\ max}$) max | $(di_T/dt)_{cr}$ [A/μs] (@DIN IEC 747-6) | R_{thJC} [K/W] (@180° el sin) max | T_{vj} [°C] max | Housing | Configuration |
|--|----------------------------|--|--|---|--|--------------------------------------|---|--|----------------------|------------------|-------------------------|
| Thyristor modules - baseplate = 20 mm - pressure contact | | | | | | | | | | | |
| TT61N16KOF | 1600.0 | 60/85 | 1400.0 | 9.8 | 0.8 | 3.4 | 150.0 | 0.52 | 125.0 | PowerBLOCK 20 mm | SCR / SCR Phase Control |
| TT61N14KOF | 1400.0 | 60/85 | 1400.0 | 9.8 | 0.8 | 3.4 | 150.0 | 0.52 | 125.0 | PowerBLOCK 20 mm | SCR / SCR Phase Control |
| TT61N12KOF | 1200.0 | 60/85 | 1400.0 | 9.8 | 0.8 | 3.4 | 150.0 | 0.52 | 125.0 | PowerBLOCK 20 mm | SCR / SCR Phase Control |
| TT92N16KOF | 1600.0 | 92/85 | 1800.0 | 16.2 | 0.85 | 2.15 | 150.0 | 0.37 | 130.0 | PowerBLOCK 20 mm | SCR / SCR Phase Control |
| TT92N14KOF | 1400.0 | 92/85 | 1800.0 | 16.2 | 0.85 | 2.15 | 150.0 | 0.37 | 130.0 | PowerBLOCK 20 mm | SCR / SCR Phase Control |
| TT92N12KOF | 1200.0 | 92/85 | 1800.0 | 16.2 | 0.85 | 2.15 | 150.0 | 0.37 | 130.0 | PowerBLOCK 20 mm | SCR / SCR Phase Control |
| TT104N14KOF | 1400.0 | 104/85 | 1800.0 | 16.2 | 0.85 | 2.15 | 150.0 | 0.37 | 130.0 | PowerBLOCK 20 mm | SCR / SCR Phase Control |
| TT104N12KOF | 1200.0 | 104/85 | 1800.0 | 16.2 | 0.85 | 2.15 | 150.0 | 0.37 | 130.0 | PowerBLOCK 20 mm | SCR / SCR Phase Control |
| Thyristor modules - baseplate = 20 mm - solder solder | | | | | | | | | | | |
| TT60N16SOF | 1600.0 | 55/85 | 1200.0 | 7.2 | 1.0 | 4.8 | 140.0 | 0.49 | 130.0 | PowerBLOCK 20 mm | SCR / SCR Phase Control |
| TT120N16SOF | 1600.0 | 119/85 | 1900.0 | 18.05 | 0.9 | 3.35 | 140.0 | 0.2 | 130.0 | PowerBLOCK 20 mm | SCR / SCR Phase Control |
| Thyristor modules - baseplate = 34 mm - pressure contact | | | | | | | | | | | |
| TT122N22KOF | 2200.0 | 122/85 | 2950.0 | 43.5 | 1.0 | 2.15 | 100.0 | 0.2 | 125.0 | PowerBLOCK 34 mm | SCR / SCR Phase Control |
| TT122N18KOF | 1800.0 | 122/85 | 2950.0 | 43.5 | 1.0 | 2.15 | 100.0 | 0.2 | 125.0 | PowerBLOCK 34 mm | SCR / SCR Phase Control |
| TT140N22KOF | 2200.0 | 140/85 | 3200.0 | 51.2 | 0.9 | 1.75 | 150.0 | 0.19 | 125.0 | PowerBLOCK 34 mm | SCR / SCR Phase Control |
| TT140N18KOF | 1800.0 | 140/85 | 3200.0 | 51.2 | 0.9 | 1.75 | 150.0 | 0.19 | 125.0 | PowerBLOCK 34 mm | SCR / SCR Phase Control |
| TT142N16KOF | 1600.0 | 142/85 | 4100.0 | 84.0 | 0.9 | 1.1 | 150.0 | 0.22 | 125.0 | PowerBLOCK 34 mm | SCR / SCR Phase Control |
| TT142N14KOF | 1400.0 | 142/85 | 4100.0 | 84.0 | 0.9 | 1.1 | 150.0 | 0.22 | 125.0 | PowerBLOCK 34 mm | SCR / SCR Phase Control |
| TT142N12KOF | 1200.0 | 142/85 | 4100.0 | 84.0 | 0.9 | 1.1 | 150.0 | 0.22 | 125.0 | PowerBLOCK 34 mm | SCR / SCR Phase Control |
| TT162N16KOF | 1600.0 | 162/85 | 4400.0 | 97.0 | 0.85 | 0.95 | 150.0 | 0.2 | 125.0 | PowerBLOCK 34 mm | SCR / SCR Phase Control |
| TT162N14KOF | 1400.0 | 162/85 | 4400.0 | 97.0 | 0.85 | 0.95 | 150.0 | 0.2 | 125.0 | PowerBLOCK 34 mm | SCR / SCR Phase Control |
| TT162N12KOF | 1200.0 | 162/85 | 4400.0 | 97.0 | 0.85 | 0.95 | 150.0 | 0.2 | 125.0 | PowerBLOCK 34 mm | SCR / SCR Phase Control |
| TT180N16KOF | 1600.0 | 180/85 | 4100.0 | 84.0 | 0.85 | 0.9 | 150.0 | 0.2 | 130.0 | PowerBLOCK 34 mm | SCR / SCR Phase Control |
| TT180N12KOF | 1200.0 | 180/85 | 4100.0 | 84.0 | 0.85 | 0.9 | 150.0 | 0.2 | 130.0 | PowerBLOCK 34 mm | SCR / SCR Phase Control |
| Thyristor modules - baseplate = 34 mm - solder bond | | | | | | | | | | | |
| TT175N16SOF | 1600.0 | 175/85 | 5000.0 | 125.0 | 0.83 | 1.3 | 200.0 | 0.164 | 125.0 | PowerBLOCK 34 mm | SCR / SCR Phase Control |
| TT140N16SOF | 1600.0 | 140/85 | 4000.0 | 80.0 | 1.0 | 1.6 | 200.0 | 0.19 | 125.0 | PowerBLOCK 34 mm | SCR / SCR Phase Control |

All here shown modules are active and preferred.

Thyristor / diode modules

| Product | V_{DRM} / V_{RRM} [V] | $I_{FAVM} / T_C / I_{TAVM} / T_C$ [A/°C] (@180° el sin) | I_{FSM} / I_{TSM} [A] (@10ms, $T_{vj\ max}$) | $\int i_T dt$ [A ² s · 10 ³] (@10ms, $T_{vj\ max}$) | V_{T0} [V] (@ $T_{vj\ max}$) max | r_T [mΩ] (@ $T_{vj\ max}$) max | $(di_T/dt)_{cr}$ [A/μs] (@DIN IEC 747-6) | R_{thJC} [K/W] (@180° el sin) max | T_{vj} [°C] max | Housing | Configuration |
|--|----------------------------|--|--|--|--|--------------------------------------|---|--|----------------------|------------------|-------------------------|
| Thyristor modules - baseplate = 50 mm - Pressure contact | | | | | | | | | | | |
| TT150N26KOF | 2600.0 | 150/85 | 4000.0 | 80.0 | 1.2 | 2.3 | 60.0 | 0.13 | 125.0 | PowerBLOCK 50 mm | SCR / SCR Phase Control |
| TT150N22KOF | 2200.0 | 150/85 | 4000.0 | 80.0 | 1.2 | 2.3 | 60.0 | 0.13 | 125.0 | PowerBLOCK 50 mm | SCR / SCR Phase Control |
| TT170N18KOF | 1800.0 | 170/85 | 4600.0 | 106.0 | 0.95 | 1.0 | 150.0 | 0.17 | 125.0 | PowerBLOCK 50 mm | SCR / SCR Phase Control |
| TT210N18KOF | 1800.0 | 210/85 | 5800.0 | 168.0 | 1.0 | 0.85 | 150.0 | 0.13 | 125.0 | PowerBLOCK 50 mm | SCR / SCR Phase Control |
| TT210N16KOF | 1600.0 | 210/85 | 5800.0 | 168.0 | 1.0 | 0.85 | 150.0 | 0.13 | 125.0 | PowerBLOCK 50 mm | SCR / SCR Phase Control |
| TT210N14KOF | 1400.0 | 210/85 | 5800.0 | 168.0 | 1.0 | 0.85 | 150.0 | 0.13 | 125.0 | PowerBLOCK 50 mm | SCR / SCR Phase Control |
| TT210N12KOF | 1200.0 | 210/85 | 5800.0 | 168.0 | 1.0 | 0.85 | 150.0 | 0.13 | 125.0 | PowerBLOCK 50 mm | SCR / SCR Phase Control |
| TT215N22KOF | 1800.0 | 215/85 | 6300.0 | 198.0 | 0.95 | 0.92 | 100.0 | 0.13 | 125.0 | PowerBLOCK 50 mm | SCR / SCR Phase Control |
| TT215N20KOF | 2000.0 | 215/85 | 6300.0 | 198.0 | 0.95 | 0.92 | 100.0 | 0.13 | 125.0 | PowerBLOCK 50 mm | SCR / SCR Phase Control |
| TT215N18KOF | 1800.0 | 215/85 | 6300.0 | 198.0 | 0.95 | 0.92 | 100.0 | 0.13 | 125.0 | PowerBLOCK 50 mm | SCR / SCR Phase Control |
| TT250N18KOF | 1800.0 | 250/85 | 7000.0 | 245.0 | 0.8 | 0.7 | 150.0 | 0.13 | 125.0 | PowerBLOCK 50 mm | SCR / SCR Phase Control |
| TT250N16KOF | 1600.0 | 250/85 | 7000.0 | 245.0 | 0.8 | 0.7 | 150.0 | 0.13 | 125.0 | PowerBLOCK 50 mm | SCR / SCR Phase Control |
| TT250N14KOF | 1400.0 | 250/85 | 7000.0 | 245.0 | 0.8 | 0.7 | 150.0 | 0.13 | 125.0 | PowerBLOCK 50 mm | SCR / SCR Phase Control |
| TT250N12KOF | 1200.0 | 250/85 | 7000.0 | 245.0 | 0.8 | 0.7 | 150.0 | 0.13 | 125.0 | PowerBLOCK 50 mm | SCR / SCR Phase Control |
| TT251N18KOF | 1800.0 | 250/85 | 8000.0 | 320.0 | 0.8 | 0.7 | 250.0 | 0.13 | 125.0 | PowerBLOCK 50 mm | SCR / SCR Phase Control |
| TT251N16KOF | 1600.0 | 250/85 | 8000.0 | 320.0 | 0.8 | 0.7 | 250.0 | 0.13 | 125.0 | PowerBLOCK 50 mm | SCR / SCR Phase Control |
| TT251N14KOF | 1400.0 | 250/85 | 8000.0 | 320.0 | 0.8 | 0.7 | 250.0 | 0.13 | 125.0 | PowerBLOCK 50 mm | SCR / SCR Phase Control |
| TT251N12KOF | 1200.0 | 250/85 | 8000.0 | 320.0 | 0.8 | 0.7 | 250.0 | 0.13 | 125.0 | PowerBLOCK 50 mm | SCR / SCR Phase Control |
| TT260N22KOF | 2200.0 | 260/85 | 8000.0 | 320.0 | 0.85 | 0.64 | 250.0 | 0.12 | 125.0 | PowerBLOCK 50 mm | SCR / SCR Phase Control |
| TT270N16KOF | 1600.0 | 270/92 | 9000.0 | 400.0 | 0.8 | 0.58 | 250.0 | 0.12 | 125.0 | PowerBLOCK 50 mm | SCR / SCR Phase Control |
| TT285N16KOF | 1600.0 | 285/92 | 8000.0 | 781.0 | 0.8 | 0.5 | 250.0 | 0.112 | 130.0 | PowerBLOCK 50 mm | SCR / SCR Phase Control |
| TT305N16KOF | 1600.0 | 305/85 | 9000.0 | 551.0 | 0.8 | 0.58 | 250.0 | 0.12 | 130.0 | PowerBLOCK 50 mm | SCR / SCR Phase Control |
| TT330N16KOF | 1600.0 | 330/85 | 8000.0 | 500.0 | 0.8 | 0.5 | 250.0 | 0.112 | 130.0 | PowerBLOCK 50 mm | SCR / SCR Phase Control |
| TT330N12KOF | 1200.0 | 330/85 | 8000.0 | 500.0 | 0.8 | 0.5 | 250.0 | 0.112 | 130.0 | PowerBLOCK 50 mm | SCR / SCR Phase Control |
| TT330N14KOF | 1400.0 | 330/85 | 8000.0 | 500.0 | 0.8 | 0.5 | 250.0 | 0.112 | 130.0 | PowerBLOCK 50 mm | SCR / SCR Phase Control |
| Thyristor modules - baseplate = 50 mm - solder bond | | | | | | | | | | | |
| TT280N16SOF | 1600.0 | 280/85 | 9000.0 | 304.0 | 0.9 | 0.82 | 100.0 | 0.11 | 130.0 | PowerBLOCK 50 mm | SCR / SCR Phase Control |
| TT320N16SOF | 1600.0 | 320/85 | 9500.0 | 335.0 | 0.77 | 0.58 | 100.0 | 0.11 | 130.0 | PowerBLOCK 50 mm | SCR / SCR Phase Control |

All here shown modules are active and preferred.

Thyristor / diode modules

| Product | V_{DRM} / V_{RRM} [V] | $I_{FAVM} / T_C / I_{TAVM} / T_C$ [A/°C] (@180° el sin) | I_{FSM} / I_{TSM} [A] (@10ms, $T_{vj,max}$) | $\int i_T dt$ [A ² s · 10 ³] (@10ms, $T_{vj,max}$) | V_{T0} [V] (@ $T_{vj,max}$) max | r_T [mΩ] (@ $T_{vj,max}$) max | $(di_T/dt)_{cr}$ [A/μs] (@DIN IEC 747-6) | $R_{th,jc}$ [K/W] (@180° el sin) max | T_{vj} [°C] max | Housing | Configuration |
|--|----------------------------|--|---|---|---------------------------------------|-------------------------------------|---|---|----------------------|------------------|---------------------------|
| Thyristor modules - baseplate = 60 mm - pressure contact | | | | | | | | | | | |
| TT240N38KOF | 3800.0 | 240/85 | 5500.0 | 151.0 | 1.17 | 1.7 | 100.0 | 0.078 | 125.0 | PowerBLOCK 60 mm | SCR / SCR Phase Control |
| TT240N36KOF | 3600.0 | 240/85 | 5500.0 | 151.0 | 1.17 | 1.7 | 100.0 | 0.078 | 125.0 | PowerBLOCK 60 mm | SCR / SCR Phase Control |
| TT240N34KOF | 3400.0 | 240/85 | 5500.0 | 151.0 | 1.17 | 1.7 | 100.0 | 0.078 | 125.0 | PowerBLOCK 60 mm | SCR / SCR Phase Control |
| TT240N32KOF | 3200.0 | 240/85 | 5500.0 | 151.0 | 1.17 | 1.7 | 100.0 | 0.078 | 125.0 | PowerBLOCK 60 mm | SCR / SCR Phase Control |
| TT240N28KOF | 2800.0 | 240/85 | 5500.0 | 151.0 | 1.17 | 1.7 | 100.0 | 0.078 | 125.0 | PowerBLOCK 60 mm | SCR / SCR Phase Control |
| TT310N26KOF | 2600.0 | 310/85 | 9000.0 | 405.0 | 1.0 | 0.86 | 120.0 | 0.078 | 125.0 | PowerBLOCK 60 mm | SCR / SCR Phase Control |
| TT310N24KOF | 2400.0 | 310/85 | 9000.0 | 405.0 | 1.0 | 0.86 | 120.0 | 0.078 | 125.0 | PowerBLOCK 60 mm | SCR / SCR Phase Control |
| TT310N22KOF | 2200.0 | 310/85 | 9000.0 | 405.0 | 1.0 | 0.86 | 120.0 | 0.078 | 125.0 | PowerBLOCK 60 mm | SCR / SCR Phase Control |
| TT310N20KOF | 2000.0 | 310/85 | 9000.0 | 405.0 | 1.0 | 0.86 | 120.0 | 0.078 | 125.0 | PowerBLOCK 60 mm | SCR / SCR Phase Control |
| TT400N26KOF | 2600.0 | 400/85 | 11000.0 | 605.0 | 1.0 | 0.5 | 150.0 | 0.065 | 125.0 | PowerBLOCK 60 mm | SCR / SCR Phase Control |
| TT400N24KOF | 2400.0 | 400/85 | 11000.0 | 605.0 | 1.0 | 0.5 | 150.0 | 0.065 | 125.0 | PowerBLOCK 60 mm | SCR / SCR Phase Control |
| TT425N18KOF | 1800.0 | 425/85 | 12500.0 | 1051.0 | 0.9 | 0.35 | 120.0 | 0.065 | 125.0 | PowerBLOCK 60 mm | SCR / SCR Phase Control |
| TT425N16KOF | 1600.0 | 425/85 | 12500.0 | 1051.0 | 0.9 | 0.35 | 120.0 | 0.065 | 125.0 | PowerBLOCK 60 mm | SCR / SCR Phase Control |
| TT425N14KOF | 1400.0 | 425/85 | 12500.0 | 1051.0 | 0.9 | 0.35 | 120.0 | 0.065 | 125.0 | PowerBLOCK 60 mm | SCR / SCR Phase Control |
| TT425N12KOF | 1200.0 | 425/85 | 12500.0 | 1051.0 | 0.9 | 0.35 | 120.0 | 0.065 | 125.0 | PowerBLOCK 60 mm | SCR / SCR Phase Control |
| TT430N22KOF | 2200.0 | 430/85 | 12000.0 | 1051.0 | 0.95 | 0.45 | 150.0 | 0.065 | 125.0 | PowerBLOCK 60 mm | SCR / SCR Phase Control |
| TT500N18KOF | 1800.0 | 500/85 | 14500.0 | 1051.0 | 0.85 | 0.35 | 200.0 | 0.058 | 125.0 | PowerBLOCK 60 mm | SCR / SCR Phase Control |
| TT500N16KOF | 1600.0 | 500/85 | 14500.0 | 1051.0 | 0.85 | 0.35 | 200.0 | 0.058 | 125.0 | PowerBLOCK 60 mm | SCR / SCR Phase Control |
| TT500N14KOF | 1400.0 | 500/85 | 14500.0 | 1051.0 | 0.85 | 0.35 | 200.0 | 0.058 | 125.0 | PowerBLOCK 60 mm | SCR / SCR Phase Control |
| TT500N12KOF | 1200.0 | 500/85 | 14500.0 | 1051.0 | 0.85 | 0.35 | 200.0 | 0.058 | 125.0 | PowerBLOCK 60 mm | SCR / SCR Phase Control |
| TT570N16KOF | 1600.0 | 570/87 | 14000.0 | 1531.0 | 0.8 | 0.23 | 200.0 | 0.058 | 125.0 | PowerBLOCK 60 mm | SCR / SCR Phase Control |
| TT520N22KOF | 2200.0 | 520/85 | 18000.0 | 1051.0 | 0.85 | 0.35 | 200.0 | 0.058 | 125.0 | PowerBLOCK 60 mm | SCR / SCR Phase Control |
| TT600N16KOF | 1600.0 | 600/85 | 21000.0 | 1531.0 | 0.8 | 0.23 | 200.0 | 0.058 | 125.0 | PowerBLOCK 60 mm | SCR / SCR Phase Control |
| Thyristor/Diode Modules - Baseplate = 20 mm - pressure contact | | | | | | | | | | | |
| TD61N16KOF | 1600.0 | 60/85 | 1400.0 | 9.8 | 0.8 | 3.4 | 150.0 | 0.52 | 125.0 | PowerBLOCK 20 mm | SCR / Diode Phase Control |
| TD61N14KOF | 1400.0 | 60/85 | 1400.0 | 9.8 | 0.8 | 3.4 | 150.0 | 0.52 | 125.0 | PowerBLOCK 20 mm | SCR / Diode Phase Control |
| TD61N12KOF | 1200.0 | 60/85 | 1400.0 | 9.8 | 0.8 | 3.4 | 150.0 | 0.52 | 125.0 | PowerBLOCK 20 mm | SCR / Diode Phase Control |
| TD92N16KOF | 1600.0 | 92/85 | 1800.0 | 16.2 | 0.85 | 2.15 | 150.0 | 0.37 | 130.0 | PowerBLOCK 20 mm | SCR / Diode Phase Control |
| TD92N14KOF | 1400.0 | 92/85 | 1800.0 | 16.2 | 0.85 | 2.15 | 150.0 | 0.37 | 130.0 | PowerBLOCK 20 mm | SCR / Diode Phase Control |
| TD92N12KOF | 1200.0 | 92/85 | 1800.0 | 16.2 | 0.85 | 2.15 | 150.0 | 0.37 | 130.0 | PowerBLOCK 20 mm | SCR / Diode Phase Control |
| TD104N14KOF | 1400.0 | 104/85 | 1800.0 | 16.2 | 0.85 | 2.15 | 150.0 | 0.37 | 140.0 | PowerBLOCK 20 mm | SCR / Diode Phase Control |
| TD104N12KOF | 1200.0 | 104/85 | 1800.0 | 16.2 | 0.85 | 2.15 | 150.0 | 0.37 | 140.0 | PowerBLOCK 20 mm | SCR / Diode Phase Control |
| Thyristor/Diode Modules - Baseplate = 20 mm - solder bond | | | | | | | | | | | |
| TD120N16SOF | 1600.0 | 119/85 | 1900.0 | 18.05 | 0.9 | 3.35 | 140.0 | 0.2 | 130.0 | PowerBLOCK 20 mm | SCR / Diode Phase Control |
| TD60N16SOF | 1600.0 | 55/85 | 1200.0 | 7.2 | 1.0 | 4.8 | 140.0 | 0.49 | 130.0 | PowerBLOCK 20 mm | SCR / Diode Phase Control |

All here shown modules are active and preferred.

Thyristor / diode modules

| Product | V_{DRM} / V_{RRM} [V] | $I_{FAVM} / T_C / I_{TAVM} / T_C$ [A/°C] (@180° el sin) | I_{FSM} / I_{TSM} [A] (@10ms, $T_{vj\ max}$) | $\int i_T dt$ [A ² s · 10 ³] (@10ms, $T_{vj\ max}$) | V_{T0} [V] (@ $T_{vj\ max}$) max | r_T [mΩ] (@ $T_{vj\ max}$) max | $(di_T/dt)_{cr}$ [A/μs] (@DIN IEC 747-6) | R_{thJC} [K/W] (@180° el sin) max | T_{vj} [°C] max | Housing | Configuration |
|--|----------------------------|--|--|--|--|--------------------------------------|---|--|----------------------|------------------|---------------------------|
| Thyristor / diode modules - baseplate = 34 mm - pressure contact | | | | | | | | | | | |
| TD122N24KOF | 2400.0 | 122/85 | 2950.0 | 43.5 | 1.0 | 2.15 | 100.0 | 0.2 | 125.0 | PowerBLOCK 34 mm | SCR / Diode Phase Control |
| TD122N22KOF | 2200.0 | 122/85 | 2950.0 | 43.5 | 1.0 | 2.15 | 100.0 | 0.2 | 125.0 | PowerBLOCK 34 mm | SCR / Diode Phase Control |
| TD140N22KOF | 2200.0 | 140/85 | 3200.0 | 51.2 | 0.9 | 1.75 | 150.0 | 0.19 | 125.0 | PowerBLOCK 34 mm | SCR / Diode Phase Control |
| TD140N18KOF | 1800.0 | 140/85 | 3200.0 | 51.2 | 0.9 | 1.75 | 150.0 | 0.19 | 125.0 | PowerBLOCK 34 mm | SCR / Diode Phase Control |
| TD142N16KOF | 1600.0 | 142/85 | 4100.0 | 84.0 | 0.9 | 1.1 | 150.0 | 0.22 | 125.0 | PowerBLOCK 34 mm | SCR / Diode Phase Control |
| TD142N14KOF | 1400.0 | 142/85 | 4100.0 | 84.0 | 0.9 | 1.1 | 150.0 | 0.22 | 125.0 | PowerBLOCK 34 mm | SCR / Diode Phase Control |
| TD142N12KOF | 1200.0 | 142/85 | 4100.0 | 84.0 | 0.9 | 1.1 | 150.0 | 0.22 | 125.0 | PowerBLOCK 34 mm | SCR / Diode Phase Control |
| TD162N16KOF | 1600.0 | 162/85 | 4400.0 | 97.0 | 0.85 | 0.95 | 150.0 | 0.2 | 125.0 | PowerBLOCK 34 mm | SCR / Diode Phase Control |
| TD162N14KOF | 1400.0 | 162/85 | 4400.0 | 97.0 | 0.85 | 0.95 | 150.0 | 0.2 | 125.0 | PowerBLOCK 34 mm | SCR / Diode Phase Control |
| TD162N12KOF | 1200.0 | 162/85 | 4400.0 | 97.0 | 0.85 | 0.95 | 150.0 | 0.2 | 125.0 | PowerBLOCK 34 mm | SCR / Diode Phase Control |
| TD180N16KOF | 1600.0 | 180/85 | 4100.0 | 84.0 | 0.85 | 0.9 | 150.0 | 0.2 | 130.0 | PowerBLOCK 34 mm | SCR / Diode Phase Control |
| Thyristor / diode modules - baseplate = 34 mm - solder bond | | | | | | | | | | | |
| TD140N16SOF | 1600.0 | 140/85 | 4000.0 | 80.0 | 1.0 | 1.6 | 200.0 | 0.19 | 125.0 | PowerBLOCK 34 mm | SCR / Diode Phase Control |
| TD175N16SOF | 1600.0 | 175/85 | 5000.0 | 125.0 | 0.83 | 1.3 | 200.0 | 0.164 | 125.0 | PowerBLOCK 34 mm | SCR / Diode Phase Control |

All here shown modules are active and preferred.

Thyristor / diode modules

| Product | V_{DRM} / V_{RRM} [V] | $I_{FAVM} / T_C / I_{TAVM} / T_C$ [A/°C] (@180° el sin) | I_{FSM} / I_{TSM} [A] (@10ms, $T_{vj,max}$) | $\int i^2 dt$ [A ² s · 10 ³] (@10ms, $T_{vj,max}$) | V_{T0} [V] (@ $T_{vj,max}$) max | r_T [mΩ] (@ $T_{vj,max}$) max | $(di_T/dt)_{cr}$ [A/μs] (@DIN IEC 747-6) | R_{thJC} [K/W] (@180° el sin) max | T_{vj} [°C] max | Housing | Configuration |
|--|----------------------------|--|---|---|---------------------------------------|-------------------------------------|---|--|----------------------|------------------|---------------------------|
| Thyristor / diode modules - baseplate = 50 mm - pressure contact | | | | | | | | | | | |
| TD150N26KOF | 2600.0 | 150/85 | 4000.0 | 80.0 | 1.2 | 2.3 | 60.0 | 0.13 | 125.0 | PowerBLOCK 50 mm | SCR / Diode Phase Control |
| TD150N24KOF | 2400.0 | 150/85 | 4000.0 | 80.0 | 1.2 | 2.3 | 60.0 | 0.13 | 125.0 | PowerBLOCK 50 mm | SCR / Diode Phase Control |
| TD170N16KOF | 1600.0 | 170/85 | 4600.0 | 106.0 | 0.95 | 1.0 | 150.0 | 0.17 | 125.0 | PowerBLOCK 50 mm | SCR / Diode Phase Control |
| TD170N12KOF | 1200.0 | 170/85 | 4600.0 | 106.0 | 0.95 | 1.0 | 150.0 | 0.17 | 125.0 | PowerBLOCK 50 mm | SCR / Diode Phase Control |
| TD210N18KOF | 1800.0 | 210/85 | 5800.0 | 168.0 | 1.0 | 1.0 | 150.0 | 0.13 | 125.0 | PowerBLOCK 50 mm | SCR / Diode Phase Control |
| TD210N16KOF | 1600.0 | 210/85 | 5800.0 | 168.0 | 1.0 | 1.0 | 150.0 | 0.13 | 125.0 | PowerBLOCK 50 mm | SCR / Diode Phase Control |
| TD210N14KOF | 1400.0 | 210/85 | 5800.0 | 168.0 | 1.0 | 1.0 | 150.0 | 0.13 | 125.0 | PowerBLOCK 50 mm | SCR / Diode Phase Control |
| TD210N12KOF | 1200.0 | 210/85 | 5800.0 | 168.0 | 1.0 | 1.0 | 150.0 | 0.13 | 125.0 | PowerBLOCK 50 mm | SCR / Diode Phase Control |
| TD215N22KOF | 2200.0 | 215/85 | 6300.0 | 198.0 | 0.95 | 0.92 | 100.0 | 0.13 | 125.0 | PowerBLOCK 50 mm | SCR / Diode Phase Control |
| TD250N18KOF | 1800.0 | 250/85 | 7000.0 | 245.0 | 0.8 | 0.7 | 150.0 | 0.13 | 125.0 | PowerBLOCK 50 mm | SCR / Diode Phase Control |
| TD250N18/25KOF | 1800.0 | 250/85 | 7000.0 | 320.0 | 0.8 | 0.7 | 150.0 | 0.13 | 125.0 | PowerBLOCK 50 mm | SCR / Diode Phase Control |
| TD250N16KOF | 1600.0 | 250/85 | 7000.0 | 245.0 | 0.8 | 0.7 | 150.0 | 0.13 | 125.0 | PowerBLOCK 50 mm | SCR / Diode Phase Control |
| TD250N16/25KOF | 1600.0 | 250/85 | 7000.0 | 320.0 | 0.8 | 0.7 | 150.0 | 0.13 | 125.0 | PowerBLOCK 50 mm | SCR / Diode Phase Control |
| TD250N14KOF | 1400.0 | 250/85 | 7000.0 | 245.0 | 0.8 | 0.7 | 150.0 | 0.13 | 125.0 | PowerBLOCK 50 mm | SCR / Diode Phase Control |
| TD250N14/20KOF | 1400.0 | 250/85 | 7000.0 | 320.0 | 0.8 | 0.7 | 150.0 | 0.13 | 125.0 | PowerBLOCK 50 mm | SCR / Diode Phase Control |
| TD250N12KOF | 1200.0 | 250/85 | 7000.0 | 245.0 | 0.8 | 0.7 | 150.0 | 0.13 | 125.0 | PowerBLOCK 50 mm | SCR / Diode Phase Control |
| TD251N18KOF | 1800.0 | 250/85 | 8000.0 | 320.0 | 0.8 | 0.7 | 250.0 | 0.13 | 125.0 | PowerBLOCK 50 mm | SCR / Diode Phase Control |
| TD251N16KOF | 1600.0 | 250/85 | 8000.0 | 320.0 | 0.8 | 0.7 | 250.0 | 0.13 | 125.0 | PowerBLOCK 50 mm | SCR / Diode Phase Control |
| TD251N14KOF | 1400.0 | 250/85 | 8000.0 | 320.0 | 0.8 | 0.7 | 250.0 | 0.13 | 125.0 | PowerBLOCK 50 mm | SCR / Diode Phase Control |
| TD260N22KOF | 2200.0 | 260/85 | 8000.0 | 320.0 | 0.85 | 0.64 | 250.0 | 0.12 | 125.0 | PowerBLOCK 50 mm | SCR / SCR Phase Control |
| TD270N16KOF | 1600.0 | 270/85 | 9000.0 | 400.0 | 0.8 | 0.58 | 250.0 | 0.12 | 125.0 | PowerBLOCK 50 mm | SCR / SCR Phase Control |
| TD285N16KOF | 1600.0 | 285/92 | 8000.0 | 500.0 | 0.8 | 0.5 | 250.0 | 0.056 | 130.0 | PowerBLOCK 50 mm | SCR / Diode Phase Control |
| TD330N16KOF | 1600.0 | 330/85 | 8000.0 | 500.0 | 0.8 | 0.5 | 250.0 | 0.112 | 130.0 | PowerBLOCK 50 mm | SCR / Diode Phase Control |
| Thyristor / diode modules - baseplate = 50 mm - solder solder | | | | | | | | | | | |
| TD280N16SOF | 1600.0 | 280/85 | 9000.0 | 304.0 | 0.9 | 0.82 | 100.0 | 0.11 | 130.0 | PowerBLOCK 50 mm | SCR / Diode Phase Control |
| TD320N16SOF | 1600.0 | 320/85 | 9500.0 | 335.0 | 0.77 | 0.58 | 100.0 | 0.11 | 130.0 | PowerBLOCK 50 mm | SCR / Diode Phase Control |

All here shown modules are active and preferred.

Thyristor / diode modules

| Product | V_{DRM} / V_{RRM} [V] | $I_{FAVM} / T_C / I_{TAVM} / T_C$ [A/°C] (@180° el sin) | I_{FSM} / I_{TSM} [A] (@10ms, $T_{vj\ max}$) | $\int i^2 dt$ [A ² s · 10 ³] (@10ms, $T_{vj\ max}$) | V_{T0} [V] (@ $T_{vj\ max}$) max | r_T [mΩ] (@ $T_{vj\ max}$) max | $(di_T/dt)_{cr}$ [A/μs] (@DIN IEC 747-6) | R_{thJC} [K/W] (@180° el sin) max | T_{vj} [°C] max | Housing | Configuration |
|--|----------------------------|--|--|--|--|--------------------------------------|---|--|----------------------|------------------|---------------------------|
| Thyristor / diode modules - baseplate = 60 mm - pressure contact | | | | | | | | | | | |
| TD240N36KOF | 3600.0 | 240/85 | 5500.0 | 151.0 | 1.17 | 1.7 | 100.0 | 0.078 | 125.0 | PowerBLOCK 60 mm | SCR / Diode Phase Control |
| TD240N32KOF | 3200.0 | 240/85 | 5500.0 | 151.0 | 1.17 | 1.7 | 100.0 | 0.078 | 125.0 | PowerBLOCK 60 mm | SCR / Diode Phase Control |
| TD310N26KOF | 2600.0 | 310/85 | 9000.0 | 405.0 | 1.0 | 0.86 | 120.0 | 0.078 | 125.0 | PowerBLOCK 60 mm | SCR / Diode Phase Control |
| TD310N22KOF | 2200.0 | 310/85 | 9000.0 | 405.0 | 1.0 | 0.86 | 120.0 | 0.078 | 125.0 | PowerBLOCK 60 mm | SCR / Diode Phase Control |
| TD310N20KOF | 2000.0 | 310/85 | 9000.0 | 405.0 | 1.0 | 0.86 | 120.0 | 0.078 | 125.0 | PowerBLOCK 60 mm | SCR / Diode Phase Control |
| TD400N26KOF | 2600.0 | 400/85 | 11000.0 | 605.0 | 1.0 | 0.5 | 150.0 | 0.065 | 125.0 | PowerBLOCK 60 mm | SCR / Diode Phase Control |
| TD425N18KOF | 1800.0 | 425/85 | 12500.0 | 781.0 | 0.9 | 0.35 | 120.0 | 0.065 | 125.0 | PowerBLOCK 60 mm | SCR / Diode Phase Control |
| TD425N16KOF | 1600.0 | 425/85 | 12500.0 | 781.0 | 0.9 | 0.35 | 120.0 | 0.065 | 125.0 | PowerBLOCK 60 mm | SCR / Diode Phase Control |
| TD430N22KOF | 2200.0 | 430/85 | 12000.0 | 720.0 | 0.95 | 0.45 | 150.0 | 0.065 | 125.0 | PowerBLOCK 60 mm | SCR / Diode Phase Control |
| TD500N18KOF | 1800.0 | 500/85 | 14500.0 | 1051.0 | 0.85 | 0.35 | 200.0 | 0.058 | 125.0 | PowerBLOCK 60 mm | SCR / Diode Phase Control |
| TD500N16KOF | 1600.0 | 500/85 | 14500.0 | 1051.0 | 0.85 | 0.35 | 200.0 | 0.058 | 125.0 | PowerBLOCK 60 mm | SCR / Diode Phase Control |
| TD500N12KOF | 1200.0 | 500/85 | 14500.0 | 1051.0 | 0.85 | 0.35 | 200.0 | 0.058 | 125.0 | PowerBLOCK 60 mm | SCR / Diode Phase Control |
| TD570N16KOF | 1600.0 | 570/87 | 14000.0 | 980.0 | 0.8 | 0.23 | 200.0 | 0.058 | 125.0 | PowerBLOCK 60 mm | SCR / Diode Phase Control |
| DT430N22KOF | 2200.0 | 430/85 | 12000.0 | 720.0 | 0.95 | 0.45 | 150.0 | 0.065 | 125.0 | PowerBLOCK 60 mm | Diode / SCR Phase Control |

All here shown modules are active and preferred.

Thyristor / diode modules

| Product | V_{DRM} / V_{RRM} [V] | $I_{FAVM} / T_C / I_{TAVM} / T_C$ [A/°C] (@180° el sin) | I_{FSM} / I_{TSM} [A] (@10ms, $T_{vj,max}$) | $\int i_T dt$ [A ² s · 10 ³] (@10ms, $T_{vj,max}$) | V_{T0} [V] (@ $T_{vj,max}$) max | r_T [mΩ] (@ $T_{vj,max}$) max | $(di_T/dt)_{cr}$ [A/μs] (@DIN IEC 747-6) | R_{thJC} [K/W] (@180° el sin) max | T_{vj} [°C] max | Housing | Configuration |
|---|----------------------------|--|---|---|---------------------------------------|-------------------------------------|---|--|----------------------|------------------|--------------------------|
| Single thyristor modules - baseplate = 50 mm - pressure contact | | | | | | | | | | | |
| TZ150N26KOF | 2600.0 | 150/85 | 4000.0 | 101.0 | 1.2 | 2.3 | 60.0 | 0.13 | 125.0 | PowerBLOCK 50 mm | Single SCR Phase Control |
| TZ240N36KOF | 3600.0 | 240/85 | 5500.0 | 151.0 | 1.17 | 1.7 | 100.0 | 0.078 | 125.0 | PowerBLOCK 50 mm | Single SCR Phase Control |
| TZ240N34KOF | 3400.0 | 240/85 | 5500.0 | 151.0 | 1.17 | 1.7 | 100.0 | 0.078 | 125.0 | PowerBLOCK 50 mm | Single SCR Phase Control |
| TZ240N32KOF | 3200.0 | 240/85 | 5500.0 | 151.0 | 1.17 | 1.7 | 100.0 | 0.078 | 125.0 | PowerBLOCK 50 mm | Single SCR Phase Control |
| TZ240N30KOF | 3000.0 | 240/85 | 5500.0 | 151.0 | 1.17 | 1.7 | 100.0 | 0.078 | 125.0 | PowerBLOCK 50 mm | Single SCR Phase Control |
| TZ310N26KOF | 2600.0 | 310/85 | 8000.0 | 320.0 | 1.0 | 0.86 | 120.0 | 0.078 | 125.0 | PowerBLOCK 50 mm | Single SCR Phase Control |
| TZ310N24KOF | 2400.0 | 310/85 | 8000.0 | 320.0 | 1.0 | 0.86 | 120.0 | 0.078 | 125.0 | PowerBLOCK 50 mm | Single SCR Phase Control |
| TZ310N22KOF | 2200.0 | 310/85 | 8000.0 | 320.0 | 1.0 | 0.86 | 120.0 | 0.078 | 125.0 | PowerBLOCK 50 mm | Single SCR Phase Control |
| TZ310N20KOF | 2000.0 | 310/85 | 8000.0 | 320.0 | 1.0 | 0.86 | 120.0 | 0.078 | 125.0 | PowerBLOCK 50 mm | Single SCR Phase Control |
| TZ400N26KOF | 2600.0 | 400/85 | 11000.0 | 605.0 | 1.0 | 0.5 | 150.0 | 0.065 | 125.0 | PowerBLOCK 50 mm | Single SCR Phase Control |
| TZ400N24KOF | 2400.0 | 400/85 | 11000.0 | 605.0 | 1.0 | 0.5 | 150.0 | 0.065 | 125.0 | PowerBLOCK 50 mm | Single SCR Phase Control |
| TZ400N20KOF | 2000.0 | 400/85 | 11000.0 | 605.0 | 1.0 | 0.5 | 150.0 | 0.065 | 125.0 | PowerBLOCK 50 mm | Single SCR Phase Control |
| TZ425N18KOF | 1800.0 | 425/85 | 12500.0 | 781.0 | 0.9 | 0.3 | 120.0 | 0.078 | 125.0 | PowerBLOCK 50 mm | Single SCR Phase Control |
| TZ425N16KOF | 1600.0 | 425/85 | 12500.0 | 781.0 | 0.9 | 0.3 | 120.0 | 0.078 | 125.0 | PowerBLOCK 50 mm | Single SCR Phase Control |
| TZ425N14KOF | 1400.0 | 425/85 | 12500.0 | 781.0 | 0.9 | 0.3 | 120.0 | 0.078 | 125.0 | PowerBLOCK 50 mm | Single SCR Phase Control |
| TZ425N12KOF | 1200.0 | 425/85 | 12500.0 | 781.0 | 0.9 | 0.3 | 120.0 | 0.078 | 125.0 | PowerBLOCK 50 mm | Single SCR Phase Control |
| TZ430N22KOF | 2200.0 | 430/85 | 12000.0 | 720.0 | 0.95 | 0.45 | 150.0 | 0.065 | 125.0 | PowerBLOCK 50 mm | Single SCR Phase Control |
| TZ430N20KOF | 2000.0 | 430/85 | 12000.0 | 720.0 | 0.95 | 0.45 | 150.0 | 0.065 | 125.0 | PowerBLOCK 50 mm | Single SCR Phase Control |
| TZ500N18KOF | 1800.0 | 500/85 | 14500.0 | 1051.0 | 0.9 | 0.27 | 200.0 | 0.065 | 125.0 | PowerBLOCK 50 mm | Single SCR Phase Control |
| TZ500N16KOF | 1600.0 | 500/85 | 14500.0 | 1051.0 | 0.9 | 0.27 | 200.0 | 0.065 | 125.0 | PowerBLOCK 50 mm | Single SCR Phase Control |
| TZ500N14KOF | 1400.0 | 500/85 | 14500.0 | 1051.0 | 0.9 | 0.27 | 200.0 | 0.065 | 125.0 | PowerBLOCK 50 mm | Single SCR Phase Control |
| TZ500N12KOF | 1200.0 | 500/85 | 14500.0 | 1051.0 | 0.9 | 0.27 | 200.0 | 0.065 | 125.0 | PowerBLOCK 50 mm | Single SCR Phase Control |
| TZ600N16KOF | 1600.0 | 600/85 | 14000.0 | 980.0 | 0.9 | 0.27 | 200.0 | 0.065 | 125.0 | PowerBLOCK 50 mm | Single SCR Phase Control |
| TZ600N14KOF | 1600.0 | 600/85 | 14000.0 | 980.0 | 0.9 | 0.27 | 200.0 | 0.065 | 125.0 | PowerBLOCK 50 mm | Single SCR Phase Control |
| TZ600N12KOF | 1200.0 | 600/85 | 14000.0 | 980.0 | 0.9 | 0.27 | 200.0 | 0.065 | 125.0 | PowerBLOCK 50 mm | Single SCR Phase Control |

All here shown modules are active and preferred.

Thyristor / diode modules

| Product | V_{DRM} / V_{RRM} [V] | $I_{FAVM} / T_C / I_{TAVM} / T_C$ [A/°C] (@180° el sin) | I_{FSM} / I_{TSM} [A] (@10ms, $T_{vj\ max}$) | $\int I^2 dt$ [A ² s · 10 ³] (@10ms, $T_{vj\ max}$) | V_{T0} [V] (@ $T_{vj\ max}$) max | r_T [mΩ] (@ $T_{vj\ max}$) max | $(di_T/dt)_{cr}$ [A/μs] (@DIN IEC 747-6) | R_{thJC} [K/W] (@180° el sin) max | T_{vj} [°C] max | Housing | Configuration |
|--|----------------------------|--|--|--|--|--------------------------------------|---|--|----------------------|------------------|---------------------------|
| Single thyristor modules - baseplate = 70 mm - pressure contact | | | | | | | | | | | |
| TZ530N36KOF | 3600.0 | 530/85 | 20000.0 | 2000.0 | 1.05 | 0.49 | 80.0 | 0.045 | 125.0 | PowerBLOCK 70 mm | Single SCR Phase Control |
| TZ530N32KOF | 3200.0 | 530/85 | 20000.0 | 2000.0 | 1.05 | 0.49 | 80.0 | 0.045 | 125.0 | PowerBLOCK 70 mm | Single SCR Phase Control |
| TZ630N28KOF | 2800.0 | 630/85 | 23000.0 | 2650.0 | 0.95 | 0.37 | 150.0 | 0.042 | 125.0 | PowerBLOCK 70 mm | Single SCR Phase Control |
| TZ630N24KOF | 2400.0 | 630/85 | 23000.0 | 2650.0 | 0.95 | 0.37 | 150.0 | 0.042 | 125.0 | PowerBLOCK 70 mm | Single SCR Phase Control |
| TZ630N22KOF | 2200.0 | 630/85 | 23000.0 | 2650.0 | 0.95 | 0.37 | 150.0 | 0.042 | 125.0 | PowerBLOCK 70 mm | Single SCR Phase Control |
| TZ740N22KOF | 2200.0 | 740/85 | 26500.0 | 3500.0 | 0.82 | 0.17 | 200.0 | 0.042 | 125.0 | PowerBLOCK 70 mm | Single SCR Phase Control |
| TZ740N20KOF | 2000.0 | 740/85 | 26500.0 | 3500.0 | 0.82 | 0.17 | 200.0 | 0.042 | 125.0 | PowerBLOCK 70 mm | Single SCR Phase Control |
| TZ800N18KOF | 1800.0 | 800/85 | 30000.0 | 4500.0 | 0.82 | 0.17 | 200.0 | 0.042 | 125.0 | PowerBLOCK 70 mm | Single SCR Phase Control |
| TZ800N16KOF | 1600.0 | 800/85 | 30000.0 | 4500.0 | 0.82 | 0.17 | 200.0 | 0.042 | 125.0 | PowerBLOCK 70 mm | Single SCR Phase Control |
| TZ800N14KOF | 1400.0 | 800/85 | 30000.0 | 4500.0 | 0.82 | 0.17 | 200.0 | 0.042 | 125.0 | PowerBLOCK 70 mm | Single SCR Phase Control |
| TZ800N12KOF | 1200.0 | 800/85 | 30000.0 | 4500.0 | 0.82 | 0.17 | 200.0 | 0.042 | 125.0 | PowerBLOCK 70 mm | Single SCR Phase Control |
| TZ810N22KOF | 2200.0 | 819/85 | 35000.0 | 6125.0 | 0.82 | 0.17 | 200.0 | 0.042 | 125.0 | PowerBLOCK 70 mm | Single SCR Phase Control |
| TZ860N16KOF | 1600.0 | 860/85 | 46000.0 | 8000.0 | 0.8 | 0.145 | 200.0 | 0.042 | 125.0 | PowerBLOCK 70 mm | Single SCR Phase Control |
| Diode / thyristor modules - baseplate = 20 mm - pressure contact | | | | | | | | | | | |
| DT61N16KOF | 1600.0 | 60/85 | 1400.0 | 9.8 | 0.8 | 3.4 | 150.0 | 0.52 | 125.0 | PowerBLOCK 20 mm | Diode / SCR Phase Control |
| DT92N16KOF | 1600.0 | 92/85 | 1800.0 | 16.2 | 0.85 | 2.15 | 150.0 | 0.37 | 130.0 | PowerBLOCK 20 mm | Diode / SCR Phase Control |
| Diode / thyristor modules - baseplate = 34 mm - pressure contact | | | | | | | | | | | |
| DT142N12KOF | 1200.0 | 142/85 | 4100.0 | 84.0 | 0.9 | 1.1 | 150.0 | 0.22 | 125.0 | PowerBLOCK 34 mm | Diode / SCR Phase Control |
| Diode / thyristor modules - baseplate = 50 mm - pressure contact | | | | | | | | | | | |
| DT170N20/14KOF | 1400.0 | 170/85 | 4600.0 | 245.0 | 0.8 | 0.7 | 150.0 | 0.13 | 125.0 | PowerBLOCK 50 mm | Diode / SCR Phase Control |
| DT250N16KOF | 1600.0 | 250/85 | 7000.0 | 245.0 | 0.8 | 0.7 | 150.0 | 0.13 | 125.0 | PowerBLOCK 50 mm | Diode / SCR Phase Control |

All here shown modules are active and preferred.

Thyristor / diode modules

| Product | V_{DRM} / V_{RRM} [V] | $I_{FAVM} / T_C / I_{TAVM} / T_C$ [A/°C] (@180° el sin) | I_{FSM} / I_{TSM} [A] (@10ms, $T_{vj,max}$) | $\int i^2 dt$ [A ² s · 10 ³] (@10ms, $T_{vj,max}$) | V_{T0} [V] (@ $T_{vj,max}$) max | r_T [mΩ] (@ $T_{vj,max}$) max | $(di_T/dt)_{cr}$ [A/μs] (@DIN IEC 747-6) | R_{thJC} [K/W] (@180° el sin) max | T_{vj} [°C] max | Housing | Configuration |
|--|----------------------------|--|---|---|---------------------------------------|-------------------------------------|---|--|----------------------|------------------|------------------------|
| Rectifier diode modules - baseplate = 20 mm - pressure contact | | | | | | | | | | | |
| DD46S12K | 1200.0 | 45/85 | 850.0 | 3.6 | 0.9 | 3.9 | - | 0.64 | 125.0 | PowerBLOCK 20 mm | Fast diodes |
| DD61S14K | 1400.0 | 61/100 | 1600.0 | 12.8 | 1.0 | 2.2 | - | 0.61 | 150.0 | PowerBLOCK 20 mm | Fast diodes |
| DD81S14K | 1400.0 | 81/100 | 1900.0 | 18.1 | 1.0 | 1.7 | - | 0.47 | 150.0 | PowerBLOCK 20 mm | Fast diodes |
| DD82S10K | 1000.0 | 81/100 | 1900.0 | 18.1 | 1.0 | 1.7 | - | 0.47 | 150.0 | PowerBLOCK 20 mm | Fast diodes |
| DD89N18K | 1800.0 | 89/100 | 2400.0 | 28.8 | 0.75 | 2.3 | - | 0.45 | 150.0 | PowerBLOCK 20 mm | Rectifier diode |
| DD89N16K | 1600.0 | 89/100 | 2400.0 | 28.8 | 0.75 | 2.3 | - | 0.45 | 150.0 | PowerBLOCK 20 mm | Rectifier diode |
| DD89N14K | 1400.0 | 89/100 | 2400.0 | 28.8 | 0.75 | 2.3 | - | 0.45 | 150.0 | PowerBLOCK 20 mm | Rectifier diode |
| DD89N12K | 1200.0 | 89/100 | 2400.0 | 28.8 | 0.75 | 2.3 | - | 0.45 | 150.0 | PowerBLOCK 20 mm | Rectifier diode |
| DD98N25K | 2500.0 | 98/100 | 2000.0 | 20.0 | 0.82 | 2.0 | - | 0.39 | 150.0 | PowerBLOCK 20 mm | Rectifier diode |
| DD98N24K | 2400.0 | 98/100 | 2000.0 | 20.0 | 0.82 | 2.0 | - | 0.39 | 150.0 | PowerBLOCK 20 mm | Rectifier diode |
| DD98N22K | 2200.0 | 98/100 | 2000.0 | 20.0 | 0.82 | 2.0 | - | 0.39 | 150.0 | PowerBLOCK 20 mm | Rectifier diode |
| DD98N20K | 2000.0 | 98/100 | 2000.0 | 20.0 | 0.82 | 2.0 | - | 0.39 | 150.0 | PowerBLOCK 20 mm | Rectifier diode |
| DD104N18K | 1800.0 | 104/100 | 2500.0 | 31.25 | 0.7 | 2.1 | - | 0.39 | 150.0 | PowerBLOCK 20 mm | Rectifier diode |
| DD104N16K | 1600.0 | 104/100 | 2500.0 | 31.25 | 0.7 | 2.1 | - | 0.39 | 150.0 | PowerBLOCK 20 mm | Rectifier diode |
| DD104N14K | 1400.0 | 104/100 | 2500.0 | 31.25 | 0.7 | 2.1 | - | 0.39 | 150.0 | PowerBLOCK 20 mm | Rectifier diode |
| DD104N12K | 1200.0 | 104/100 | 2500.0 | 31.25 | 0.7 | 2.1 | - | 0.39 | 150.0 | PowerBLOCK 20 mm | Rectifier diode |
| ND89N16K | 1600.0 | 89/100 | 2400.0 | 28.8 | 0.75 | 2.3 | - | 0.45 | 150.0 | PowerBLOCK 20 mm | Single rectifier diode |
| ND89N12K | 1200.0 | 89/100 | 2400.0 | 28.8 | 0.75 | 2.3 | - | 0.45 | 150.0 | PowerBLOCK 20 mm | Single rectifier diode |
| ND104N18K | 1800.0 | 104/100 | 2500.0 | 31.25 | 0.7 | 2.1 | - | 0.39 | 150.0 | PowerBLOCK 20 mm | Single rectifier diode |
| ND104N16K | 1600.0 | 104/100 | 2500.0 | 31.25 | 0.7 | 2.1 | - | 0.39 | 150.0 | PowerBLOCK 20 mm | Single rectifier diode |
| ND104N12K | 1200.0 | 104/100 | 2500.0 | 31.25 | 0.7 | 2.1 | - | 0.39 | 150.0 | PowerBLOCK 20 mm | Single rectifier diode |
| Rectifier diode modules - baseplate = 20 mm - solder solder | | | | | | | | | | | |
| DD100N16S | 1600.0 | 134/85 | 2000.0 | 20.0 | 0.87 | 2.45 | - | 0.2 | 130.0 | PowerBLOCK 20 mm | Rectifier diode |
| Rectifier diode modules - baseplate = 34 mm - pressure contact | | | | | | | | | | | |
| DD160N22K | 2200.0 | 160/100 | 4600.0 | 105.8 | 0.8 | 1.0 | - | 0.26 | 150.0 | PowerBLOCK 34 mm | Rectifier diode |
| DD171N18K | 1800.0 | 170/100 | 5600.0 | 157.0 | 0.75 | 0.8 | - | 0.26 | 150.0 | PowerBLOCK 34 mm | Rectifier diode |
| DD171N16K | 1600.0 | 170/100 | 5600.0 | 157.0 | 0.75 | 0.8 | - | 0.26 | 150.0 | PowerBLOCK 34 mm | Rectifier diode |
| DD171N14K | 1400.0 | 170/100 | 5600.0 | 157.0 | 0.75 | 0.8 | - | 0.26 | 150.0 | PowerBLOCK 34 mm | Rectifier diode |
| DD171N12K | 1200.0 | 170/100 | 5600.0 | 157.0 | 0.75 | 0.8 | - | 0.26 | 150.0 | PowerBLOCK 34 mm | Rectifier diode |
| ND171N18K | 1800.0 | 170/100 | 5600.0 | 157.0 | 0.75 | 0.8 | - | 0.26 | 150.0 | PowerBLOCK 34 mm | Single rectifier diode |
| ND171N16K | 1600.0 | 170/100 | 5600.0 | 157.0 | 0.75 | 0.8 | - | 0.26 | 150.0 | PowerBLOCK 34 mm | Single rectifier diode |
| ND171N14K | 1400.0 | 170/100 | 5600.0 | 157.0 | 0.75 | 0.8 | - | 0.26 | 150.0 | PowerBLOCK 34 mm | Single rectifier diode |
| ND171N12K | 1200.0 | 170/100 | 5600.0 | 157.0 | 0.75 | 0.8 | - | 0.26 | 150.0 | PowerBLOCK 34 mm | Single rectifier diode |

All here shown modules are active and preferred.

Thyristor / diode modules

| Product | V_{DRM} / V_{RRM} [V] | $I_{FAVM} / T_C / I_{TAVM} / T_C$ [A/°C] (@180° el sin) | I_{FSM} / I_{TSM} [A] (@10ms, $T_{vj\ max}$) | $\int I_T dt$ [A ² s · 10 ³] (@10ms, $T_{vj\ max}$) | V_{T0} [V] (@ $T_{vj\ max}$) max | r_T [mΩ] (@ $T_{vj\ max}$) max | $(di_T/dt)_{cr}$ [A/μs] (@DIN IEC 747-6) | R_{thJC} [K/W] (@180° el sin) max | T_{vj} [°C] max | Housing | Configuration |
|--|----------------------------|--|--|--|--|--------------------------------------|---|--|----------------------|------------------|------------------------|
| Rectifier diode modules - baseplate = 34 mm - solder bond | | | | | | | | | | | |
| DD170N16S | 1600.0 | 165/85 | 5500.0 | 151.25 | 0.75 | 1.05 | - | 0.18 | 135.0 | PowerBLOCK 34 mm | Rectifier diode |
| Rectifier diode modules - baseplate = 50 mm - pressure contact | | | | | | | | | | | |
| DD230S26K | 2600.0 | 230/100 | 7500.0 | 281.0 | 1.0 | 0.8 | - | 0.15 | 150.0 | PowerBLOCK 50 mm | Fast diodes |
| DD241S14K | 1400.0 | 240/100 | 7500.0 | 281.0 | 1.1 | 0.5 | - | 0.15 | 150.0 | PowerBLOCK 50 mm | Fast diodes |
| DD242S10K | - | - | - | - | - | - | - | - | - | PowerBLOCK 50 mm | Fast diodes |
| ND241S14K | - | - | - | - | - | - | - | - | - | PowerBLOCK 50 mm | Fast Single Diode |
| ND242S10K | 1000.0 | 240/100 | 7500.0 | 281.0 | 1.1 | 0.5 | - | 0.15 | 150.0 | PowerBLOCK 50 mm | Fast Single Diode |
| DD175N34K | 3400.0 | 175/100 | 4000.0 | 80.0 | 0.9 | 1.8 | - | 0.17 | 150.0 | PowerBLOCK 50 mm | Rectifier diode |
| DD175N32K | 3200.0 | 175/100 | 4000.0 | 80.0 | 0.9 | 1.8 | - | 0.17 | 150.0 | PowerBLOCK 50 mm | Rectifier diode |
| DD175N30K | 3000.0 | 175/100 | 4000.0 | 80.0 | 0.9 | 1.8 | - | 0.17 | 150.0 | PowerBLOCK 50 mm | Rectifier diode |
| DD231N26K | 2600.0 | 231/100 | 6400.0 | 205.0 | 0.8 | 0.84 | - | 0.17 | 150.0 | PowerBLOCK 50 mm | Rectifier diode |
| DD231N24K | 2400.0 | 231/100 | 6400.0 | 205.0 | 0.8 | 0.84 | - | 0.17 | 150.0 | PowerBLOCK 50 mm | Rectifier diode |
| DD231N22K | 2200.0 | 231/100 | 6400.0 | 205.0 | 0.8 | 0.84 | - | 0.17 | 150.0 | PowerBLOCK 50 mm | Rectifier diode |
| DD231N20K | 2000.0 | 231/100 | 6400.0 | 205.0 | 0.8 | 0.84 | - | 0.17 | 150.0 | PowerBLOCK 50 mm | Rectifier diode |
| DD260N18K | 1800.0 | 260/100 | 8300.0 | 344.0 | 0.7 | 0.68 | - | 0.17 | 150.0 | PowerBLOCK 50 mm | Rectifier diode |
| DD260N16K | 1600.0 | 260/100 | 8300.0 | 344.0 | 0.7 | 0.68 | - | 0.17 | 150.0 | PowerBLOCK 50 mm | Rectifier diode |
| DD260N14K | 1400.0 | 260/100 | 8300.0 | 344.0 | 0.7 | 0.68 | - | 0.17 | 150.0 | PowerBLOCK 50 mm | Rectifier diode |
| DD260N12K | 1200.0 | 260/100 | 8300.0 | 344.0 | 0.7 | 0.68 | - | 0.17 | 150.0 | PowerBLOCK 50 mm | Rectifier diode |
| DD261N22K | 2200.0 | 260/100 | 8300.0 | 344.0 | 0.7 | 0.68 | - | 0.17 | 150.0 | PowerBLOCK 50 mm | Rectifier diode |
| DD261N20K | 2000.0 | 260/100 | 8300.0 | 344.0 | 0.7 | 0.68 | - | 0.17 | 150.0 | PowerBLOCK 50 mm | Rectifier diode |
| DD285N04K | 400.0 | 285/100 | 8300.0 | 344.0 | 0.75 | 0.4 | - | 0.17 | 150.0 | PowerBLOCK 50 mm | Rectifier diode |
| DD285N02K | 400.0 | 285/100 | 8300.0 | 344.0 | 0.75 | 0.4 | - | 0.17 | 150.0 | PowerBLOCK 50 mm | Rectifier diode |
| DD350N18K | 1800.0 | 350/100 | 11000.0 | 605.0 | 0.75 | 0.4 | - | 0.13 | 150.0 | PowerBLOCK 50 mm | Rectifier diode |
| DD350N16K | 1600.0 | 350/100 | 11000.0 | 605.0 | 0.75 | 0.4 | - | 0.13 | 150.0 | PowerBLOCK 50 mm | Rectifier diode |
| DD350N14K | 1400.0 | 350/100 | 11000.0 | 605.0 | 0.75 | 0.4 | - | 0.13 | 150.0 | PowerBLOCK 50 mm | Rectifier diode |
| DD350N12K | 1200.0 | 350/100 | 11000.0 | 605.0 | 0.75 | 0.4 | - | 0.13 | 150.0 | PowerBLOCK 50 mm | Rectifier diode |
| DD360N22K | 2200.0 | 360/100 | 13000.0 | 550.0 | 0.75 | 0.4 | - | 0.125 | 150.0 | PowerBLOCK 50 mm | Rectifier diode |
| DD380N16K | 1600.0 | 380/100 | 11500.0 | 660.0 | 0.75 | 0.32 | - | 0.125 | 150.0 | PowerBLOCK 50 mm | Rectifier diode |
| ND260N16K | 1600.0 | 260/100 | 8300.0 | 344.0 | 0.7 | 0.68 | - | 0.17 | 150.0 | PowerBLOCK 50 mm | Single rectifier diode |
| ND260N14K | 1400.0 | 260/100 | 8300.0 | 344.0 | 0.7 | 0.68 | - | 0.17 | 150.0 | PowerBLOCK 50 mm | Single rectifier diode |
| ND260N12K | 1200.0 | 260/100 | 8300.0 | 344.0 | 0.7 | 0.68 | - | 0.17 | 150.0 | PowerBLOCK 50 mm | Single rectifier diode |
| ND261N26K | 2600.0 | 260/100 | 8300.0 | 344.0 | 0.7 | 0.68 | - | 0.17 | 150.0 | PowerBLOCK 50 mm | Single rectifier diode |
| ND261N22K | 2200.0 | 260/100 | 8300.0 | 344.0 | 0.7 | 0.68 | - | 0.17 | 150.0 | PowerBLOCK 50 mm | Single rectifier diode |
| ND261N20K | 2000.0 | 260/100 | 8300.0 | 344.0 | 0.7 | 0.68 | - | 0.17 | 150.0 | PowerBLOCK 50 mm | Single rectifier diode |

All here shown modules are active and preferred.

Bare dies

Discrete

IGBT modules

IPMs

Stacks & boards

Driver & controller

SiC

Presspacks

SCR / diode modules

Solid state relays

Thyristor / diode modules

| Product | V_{DRM} / V_{RRM} [V] | $I_{FAVM} / T_C / I_{TAVM} / T_C$ [A/°C] (@180° el sin) | I_{FSM} / I_{TSM} [A] (@10ms, $T_{vj, max}$) | $[I^2dt]$ [A ² s · 10 ³] (@10ms, $T_{vj, max}$) | V_{T0} [V] (@ $T_{vj, max}$) max | r_T [mΩ] (@ $T_{vj, max}$) max | $(di_T/dt)_{cr}$ [A/μs] (@DIN IEC 747-6) | R_{thJC} [K/W] (@180° el sin) max | T_{vj} [°C] max | Housing | Configuration |
|--|----------------------------|--|--|--|--|--------------------------------------|---|--|----------------------|------------------|------------------------|
| Rectifier diode modules - baseplate = 50 mm - pressure contact | | | | | | | | | | | |
| ND350N16K | 1600.0 | 350/100 | 11000.0 | 605.0 | 0.75 | 0.4 | - | 0.13 | 150.0 | PowerBLOCK 50 mm | Single rectifier diode |
| ND350N12K | 1200.0 | 350/100 | 11000.0 | 605.0 | 0.75 | 0.4 | - | 0.13 | 150.0 | PowerBLOCK 50 mm | Single rectifier diode |
| DZ435N40K | 4000.0 | 435/100 | 12000.0 | 720.0 | 0.84 | 0.6 | - | 0.078 | 150.0 | PowerBLOCK 50 mm | Single rectifier diode |
| DZ435N36K | 3600.0 | 435/100 | 12000.0 | 720.0 | 0.84 | 0.6 | - | 0.078 | 150.0 | PowerBLOCK 50 mm | Single rectifier diode |
| DZ540N26K | 2600.0 | 540/100 | 14000.0 | 980.0 | 0.78 | 0.31 | - | 0.078 | 150.0 | PowerBLOCK 50 mm | Single rectifier diode |
| DZ540N22K | 2200.0 | 540/100 | 14000.0 | 980.0 | 0.78 | 0.31 | - | 0.078 | 150.0 | PowerBLOCK 50 mm | Single rectifier diode |
| DZ540N20K | 2000.0 | 540/100 | 14000.0 | 980.0 | 0.78 | 0.31 | - | 0.078 | 150.0 | PowerBLOCK 50 mm | Single rectifier diode |
| DZ600N18K | 1800.0 | 600/100 | 19000.0 | 1805.0 | 0.75 | 0.22 | - | 0.078 | 150.0 | PowerBLOCK 50 mm | Single rectifier diode |
| DZ600N16K | 1600.0 | 600/100 | 19000.0 | 1805.0 | 0.75 | 0.22 | - | 0.078 | 150.0 | PowerBLOCK 50 mm | Single rectifier diode |
| DZ600N14K | 1400.0 | 600/100 | 19000.0 | 1805.0 | 0.75 | 0.22 | - | 0.078 | 150.0 | PowerBLOCK 50 mm | Single rectifier diode |
| DZ600N12K | 1200.0 | 600/100 | 19000.0 | 1805.0 | 0.75 | 0.22 | - | 0.078 | 150.0 | PowerBLOCK 50 mm | Single rectifier diode |
| Rectifier diode modules - baseplate = 50 mm - solder bond | | | | | | | | | | | |
| DD340N16S | 1600.0 | 330/100 | 10000.0 | 385.0 | 0.81 | 0.3 | - | 0.086 | 130.0 | PowerBLOCK 50 mm | Rectifier diode |
| Rectifier diode modules - baseplate = 60 mm - pressure contact | | | | | | | | | | | |
| DD435N40K | 4000.0 | 435/100 | 12000.0 | 720.0 | 0.84 | 0.6 | - | 0.078 | 150.0 | PowerBLOCK 60 mm | Rectifier diode |
| DD435N36K | 3600.0 | 435/100 | 12000.0 | 720.0 | 0.84 | 0.6 | - | 0.078 | 150.0 | PowerBLOCK 60 mm | Rectifier diode |
| DD435N34K | 3400.0 | 435/100 | 12000.0 | 720.0 | 0.84 | 0.6 | - | 0.078 | 150.0 | PowerBLOCK 60 mm | Rectifier diode |
| DD435N28K | 2800.0 | 435/100 | 12000.0 | 720.0 | 0.84 | 0.6 | - | 0.078 | 150.0 | PowerBLOCK 60 mm | Rectifier diode |
| DD540N26K | 2600.0 | 540/100 | 14000.0 | 980.0 | 0.78 | 0.31 | - | 0.078 | 150.0 | PowerBLOCK 60 mm | Rectifier diode |
| DD540N22K | 2200.0 | 540/100 | 14000.0 | 980.0 | 0.78 | 0.31 | - | 0.078 | 150.0 | PowerBLOCK 60 mm | Rectifier diode |
| DD600N18K | 1800.0 | 600/100 | 19000.0 | 1800.0 | 0.75 | 0.215 | - | 0.078 | 150.0 | PowerBLOCK 60 mm | Rectifier diode |
| DD600N16K | 1600.0 | 600/100 | 19000.0 | 1800.0 | 0.75 | 0.215 | - | 0.078 | 150.0 | PowerBLOCK 60 mm | Rectifier diode |
| DD600N14K | 1400.0 | 600/100 | 19000.0 | 1800.0 | 0.75 | 0.215 | - | 0.078 | 150.0 | PowerBLOCK 60 mm | Rectifier diode |
| DD600N12K | 1200.0 | 600/100 | 19000.0 | 1800.0 | 0.75 | 0.215 | - | 0.078 | 150.0 | PowerBLOCK 60 mm | Rectifier diode |
| DD700N22K | 2200.0 | 700/100 | 21000.0 | 1805.0 | 0.78 | 0.19 | - | 0.065 | 150.0 | PowerBLOCK 60 mm | Rectifier diode |
| DD710N16K | 1600.0 | 710/100 | 26000.0 | 2420.0 | 0.75 | 0.15 | - | 0.065 | 150.0 | PowerBLOCK 60 mm | Rectifier diode |

All here shown modules are active and preferred.

Thyristor / diode modules

| Product | V_{DRM} / V_{RRM} [V] | $I_{FAVM} / T_C / I_{TAVM} / T_C$ [A/°C] (@180° el sin) | I_{FSM} / I_{TSM} [A] (@10ms, $T_{vj, max}$) | $\int i^2 dt$ [A ² s · 10 ³] (@10ms, $T_{vj, max}$) | V_{T0} [V] (@ $T_{vj, max}$) max | r_T [mΩ] (@ $T_{vj, max}$) max | $(di_T/dt)_{cr}$ [A/μs] (@DIN IEC 747-6) | R_{thJC} [K/W] (@180° el sin) max | T_{vj} [°C] max | Housing | Configuration |
|--|----------------------------|--|--|--|--|--------------------------------------|---|--|----------------------|------------------|------------------------|
| Rectifier diode modules - baseplate = 70 mm - pressure contact | | | | | | | | | | | |
| DZ950N44K | 4400.0 | 950/100 | 29000.0 | 4205.0 | 0.85 | 0.28 | - | 0.042 | 150.0 | PowerBLOCK 70 mm | Single rectifier diode |
| DZ950N36K | 3600.0 | 950/100 | 29000.0 | 4205.0 | 0.85 | 0.28 | - | 0.042 | 150.0 | PowerBLOCK 70 mm | Single rectifier diode |
| DZ1070N28K | 2800.0 | 1070/100 | 35000.0 | 6125.0 | 0.8 | 0.17 | - | 0.045 | 160.0 | PowerBLOCK 70 mm | Single rectifier diode |
| DZ1070N26K | 2600.0 | 1070/100 | 35000.0 | 6125.0 | 0.8 | 0.17 | - | 0.045 | 160.0 | PowerBLOCK 70 mm | Single rectifier diode |
| DZ1070N22K | 2200.0 | 1100/100 | 41000.0 | 6125.0 | 0.75 | 0.073 | - | 0.045 | 150.0 | PowerBLOCK 70 mm | Single rectifier diode |
| DZ1070N18K | 1800.0 | 1100/100 | 41000.0 | 6125.0 | 0.75 | 0.073 | - | 0.045 | 150.0 | PowerBLOCK 70 mm | Single rectifier diode |
| DZ1100N22K | 2200.0 | 1100/100 | 48000.0 | 8000.0 | 0.75 | 0.073 | - | 0.048 | 150.0 | PowerBLOCK 70 mm | Single rectifier diode |

All here shown modules are active and preferred.

Accessories – gateleads for modules

| Product | Type | Terminal# | Terminal descr. | Connector |
|-----------------------|---------------------------------|---------------|---------------------|-----------|
| GATELEAD PB20 G1K1 | PB20 | 5/4 | G1/K1 | - |
| GATELEAD PB20 G2K2 | PB20 | 6/7 | G2/K2 | - |
| GATELEAD PB34-60 G1K1 | PB34, PB50, PB50 (Single), PB60 | 5/4 | G1/K1, G2/K2, G1/K1 | - |
| GATELEAD PB34-70 G2K2 | PB34, PB50, PB70 (Single), PB60 | 6/7, 5/4, 6/7 | G2/K2 | - |

Bridge rectifier & AC-switches

| Product | Product status | Packages | V_{DRM}/V_{RRM} [V] | I_{RMSM} [A] | $I_{(FSM) max}$ [A] | Housing | Configuration |
|---|----------------------|--------------|-----------------------|----------------|---------------------|----------------|--|
| Diode Bridges | | | | | | | |
| DDB6U85N16L | active and preferred | AG-ISOPACK-1 | 1600.0 | 85.0 | 550.0 | IsoPACK™ | Diode Bridges |
| DDB6U145N16L | active and preferred | AG-ISOPACK-1 | 1600.0 | 145.0 | 1000.0 | IsoPACK™ | Diode Bridges |
| DDB6U205N16L | active and preferred | AG-ISOPACK-1 | 1600.0 | 205.0 | 1375.0 | IsoPACK™ | Diode Bridges |
| DDB6U215N16L | active and preferred | AG-ISOPACK-2 | 1600.0 | 215.0 | 1850.0 | IsoPACK™ | Diode Bridges |
| DDB6U144N16R | active and preferred | AG-ECONO2-3 | 1600.0 | 144.0 | 1000.0 | EconoBRIDGE™ | Diode Bridges |
| Diode Bridges with Brake Chopper | | | | | | | |
| DDB6U84N16RR | not for new design | AG-ECONO2-3 | 1600.0 | 84.0 | 550.0 | EconoBRIDGE™ | Diode Bridges with Brake Chopper |
| DDB6U100N16RR | not for new design | AG-ECONO2-3 | 1600.0 | 100.0 | 550.0 | EconoBRIDGE™ | Diode Bridges with Brake Chopper |
| DDB6U180N16RR | active and preferred | AG-ECONO2-7 | 1600.0 V | 180.0 A | 1600.0 A | EconoBRIDGE™ | Diode Bridges with Brake Chopper |
| DDB6U180N16RR_B11 | active and preferred | AG-ECONO2-7 | 1600.0 V | 180.0 A | 1600.0 A | EconoBRIDGE™ | Diode Bridges with Brake Chopper |
| Diode Bridges with Brake Chopper | | | | | | | |
| DDB6U134N16RR | active and preferred | AG-ECONO2-7 | 1600.0 V | 134.0 A | 550.0 A | EconoBRIDGE™ | Diode Bridges with Brake Chopper and NTC |
| DDB6U104N16RR | active and preferred | AG-ECONO2-7 | 1600.0 V | 104.0 A | 550.0 A | EconoBRIDGE™ | Diode Bridges |
| DDB6U75N16W1R | active and preferred | AG-EASY1B-1 | 1600.0 V | 75.0 A | 605.0 A | EasyBRIDGE 1 | Diode Bridges with Brake Chopper and NTC |
| DDB6U75N16W1R_B11 | active and preferred | AG-EASY1B-2 | 1600.0 V | 75.0 A | 605.0 A | EasyBRIDGE 1 | Diode Bridges with Brake Chopper and NTC |
| DDB6U25N16VR | discontinued | AG-EASY750-1 | 1600.0 V | 25.0 A | 330.0 A | EasyBRIDGE 750 | Diode Bridges with Brake Chopper and NTC |
| DDB2U30N08VR | active and preferred | AG-EASY750-1 | 800.0 V | 30.0 A | 480.0 A | EasyBRIDGE 750 | Diode Bridges with Brake Chopper and NTC |
| DDB6U30N08VR | active and preferred | AG-EASY750-1 | 800.0 V | 30.0 A | 310.0 A | EasyBRIDGE 750 | Diode Bridges with Brake Chopper and NTC |
| Diode Bridges with Brake Chopper and NTC | | | | | | | |
| DDB2U50N08W1R_B23 | active and preferred | AG-EASY1B-2 | 800.0 V | 50.0 A | 450.0 A | Easy1B | Diode Bridges with MOSFET Chopper and NTC |
| Fully Controlled AC-Switches | | | | | | | |
| TTW3C85N16LOF | active and preferred | AG-ISOPACK-2 | 1600.0 V | 85.0 A | 620.0 A | IsoPACK™ | Fully Controlled AC-Switches |
| Fully Controlled Bridges | | | | | | | |
| TTB6C135N16LOF | active and preferred | AG-ISOPACK-2 | 1600.0 V | 135.0 A | 870.0 A | IsoPACK™ | Fully Controlled Bridges |
| TTB6C165N16LOF | active and preferred | AG-ISOPACK-2 | 1600.0 V | 165.0 A | 1050.0 A | IsoPACK™ | Fully Controlled Bridges |
| TDB6HK95N16LOF | active and preferred | AG-ISOPACK-2 | 1600.0 V | 95.0 A | 620.0 A | IsoPACK™ | Half Controlled Bridges |
| Half Controlled Bridges with Brake Chopper and NTC | | | | | | | |
| TDB6HK124N16RR | active and preferred | AG-ECONO2-7 | 1600.0 V | 124.0 A | 550.0 A | EconoBRIDGE™ | Half Controlled Bridges with Brake Chopper and NTC |
| Half Controlled Bridges with Brake Chopper | | | | | | | |
| TDB6HK180N16RR | active and preferred | AG-ECONO2-7 | 1600.0 V | 180.0 A | 1400.0 A | EconoBRIDGE™ | Half Controlled Bridges with Brake Chopper |
| TDB6HK180N16RR_B11 | active and preferred | AG-ECONO2-7 | 1600.0 V | 180.0 A | 1400.0 A | EconoBRIDGE™ | Half Controlled Bridges with Brake Chopper |

Bridge rectifier & AC-switches

| Product | Product status | Packages | V_{DRM}/V_{RRM} [V] | I_{RMSM} [A] | $I_{(FSM) max}$ [A] | Housing | Configuration |
|----------------------------------|----------------------|-------------|-----------------------|----------------|---------------------|--------------|----------------------------------|
| Half Controlled Bridges with NTC | | | | | | | |
| TDB6HK240N16P | active and preferred | AG-ECONO4-1 | 1600.0 V | 240.0 A | 1800.0 A | EconoBRIDGE™ | Half Controlled Bridges with NTC |
| TDB6HK360N16P | active and preferred | AG-ECONO4-1 | 1600.0 V | 360.0 A | 2300.0 A | EconoBRIDGE™ | Half Controlled Bridges with NTC |

Bare dies

Discrete

IGBT modules

IPMs

Stacks & boards


Driver & controller

SiC

Presspacks

SCR / diode modules

Solid state relays



Solid state relays

Photovoltaic isolators & relays

Our solid-state relay range consists of HEXFET® power MOSFET and IGBT output photovoltaic relays plus photovoltaic isolators that give designers the flexibility to create their own relays.

Photovoltaic isolators offer single- and dual-channel, optically isolated outputs that can be used for directly driving the gates of discrete power MOSFETs and/or IGBTs. This range of devices gives designers the flexibility to create custom solid-state relays capable of controlling loads in excess of 1000 V and 100 A.

www.infineon.com/photovoltaic-isolators

The operating parameters of photovoltaic relays are ideal for switching low-level signal loads in instrumentation and data acquisition to medium power loads in industrial controls and process automation, i.e. from microvolts and microamps to 400 V (AC peak or DC) and up to 6.0 A of load current at a contact resistance as low as 15 milliohms.

www.infineon.com/photovoltaic-relays

Bare dies

Discrete

IGBT
modules

IPMs

Stacks &
boardsDriver &
controller

SiC

Presspacks

SCR / diode
modulesSolid state
relays

Photovoltaic isolators

| Product | Product status | Control current (nominal) min [uA] | Type | Short circuit current min [uA] | Output voltage [V] |
|-----------|----------------|------------------------------------|----------|--------------------------------|--------------------|
| PVI1050N | active | 10 | 2 Form A | 5 | 5 |
| PVI1050NS | active | 10 | 2 Form A | 5 | 5 |
| PVI5013R | active | 5 | 2 Form A | 1 | 3 |
| PVI5013RS | active | 5 | 2 Form A | 1 | 3 |
| PVI5033R | active | 10 | 2 Form A | 5 | 5 |
| PVI5033RS | active | 10 | 2 Form A | 5 | 5 |
| PVI5050N | active | 10 | 1 Form A | 5 | 5 |
| PVI5050NS | active | 10 | 1 Form A | 5 | 5 |
| PVI5080N | active | 10 | 1 Form A | 8 | 5 |
| PVI5080NS | active | 10 | 1 Form A | 8 | 5 |

Bare dies

Discrete

IGBT
modules

IPMs

Stacks &
boardsDriver &
controller

SiC

Presspacks

SCR/diode
modulesSolid state
relays

Photovoltaic relays

| Product | Product status | Control current (nominal) min [mA] | Dielectric strength max [V] | Load current (AC) [mA] | Load current (DC) [mA] | Load voltage (DC) max [V] | Load voltage (AC (peak)) [V] | Response time (On) max [us] | Response time (Off) max [us] | Thermal offset [uV] | Type |
|----------------------|----------------|------------------------------------|-----------------------------|------------------------|------------------------|---------------------------|------------------------------|-----------------------------|------------------------------|---------------------|----------|
| 20 V | | | | | | | | | | | |
| PVN012 | active | 5.0 | 4000 | 2500 | 4500 | 20 | 20 | 5000 | 500 | - | 1 Form A |
| PVN012A | active | 10.0 | 4000 | 4000 | 6000 | 20 | 20 | 3000 | 500 | - | 1 Form A |
| PVN012AS | active | 10.0 | 4000 | 4000 | 6000 | 20 | 20 | 3000 | 500 | - | 1 Form A |
| PVN012S | active | 5.0 | 4000 | 2500 | 4500 | 20 | 20 | 5000 | 500 | - | 1 Form A |
| PVN013 | active | 5.0 | 4000 | 2500 | 4500 | 20 | 20 | 5000 | 500 | - | 1 Form A |
| PVN013S | active | 5.0 | 4000 | 2500 | 4500 | 20 | 20 | 5000 | 500 | - | 1 Form A |
| 60 V | | | | | | | | | | | |
| PVAZ172N | active | 10.0 | 4000 | 1000 | 1000 | 60 | 60 | 2000 | 500 | - | 1 Form A |
| PVAZ172NS | active | 10.0 | 4000 | 1000 | 1000 | 60 | 60 | 2000 | 500 | - | 1 Form A |
| PVDZ172N | active | 10.0 | 4000 | - | 1500 | 60 | - | 2000 | 500 | - | 1 Form A |
| PVDZ172NS | active | 10.0 | 4000 | - | 1500 | 60 | - | 2000 | 500 | - | 1 Form A |
| PVG612 | active | 10.0 | 4000 | 1000 | 2000 | 60 | 60 | 2000 | 500 | - | 1 Form A |
| PVG612A | active | 10.0 | 4000 | 2000 | 4000 | 60 | 60 | 3500 | 500 | - | 1 Form A |
| PVG612AS | active | 10.0 | 4000 | 2000 | 4000 | 60 | 60 | 3500 | 500 | - | 1 Form A |
| PVG612S | active | 10.0 | 4000 | 1000 | 2000 | 60 | 60 | 2000 | 500 | - | 1 Form A |
| PVG613 | active | 10.0 | 4000 | 1000 | 2000 | 60 | 60 | 2000 | 500 | - | 1 Form A |
| PVG613S | active | 10.0 | 4000 | 1000 | 2000 | 60 | 60 | 2000 | 500 | - | 1 Form A |
| 100 V - 150 V | | | | | | | | | | | |
| PVA1352N | active | 5.0 | 4000 | 375 | 375 | 100 | 100 | 150 | 125 | 0.2 | 1 Form A |
| PVA1352NS | active | 5.0 | 4000 | 375 | 375 | 100 | 100 | 150 | 125 | 0.2 | 1 Form A |
| PVA1354N | active | 5.0 | 4000 | 375 | 375 | 100 | 100 | 150 | 125 | 0.2 | 1 Form A |
| PVA1354NS | active | 5.0 | 4000 | 375 | 375 | 100 | 100 | 150 | 125 | 0.2 | 1 Form A |
| PVD1352N | active | 5.0 | 4000 | - | 550 | 100 | - | 150 | 125 | 0.2 | 1 Form A |
| PVD1352NS | active | 5.0 | 4000 | - | 550 | 100 | - | 150 | 125 | 0.2 | 1 Form A |
| PVD1354N | active | 5.0 | 4000 | - | 550 | 100 | - | 150 | 125 | 0.2 | 1 Form A |
| PVD1354NS | active | 5.0 | 4000 | - | 550 | 100 | - | 150 | 125 | 0.2 | 1 Form A |
| PVR1300N | active | 5.0 | 1500 | 360 | 660 | 100 | 100 | 150 | 125 | 0.2 | 2 Form A |
| PVR1301N | active | 5.0 | 1500 | 360 | 660 | 100 | 100 | 150 | 125 | 0.2 | 2 Form A |
| PVT212 | active | 5.0 | 4000 | 550 | 825 | 150 | 150 | 3000 | 500 | - | 1 Form A |
| PVT212S | active | 5.0 | 4000 | 550 | 825 | 150 | 150 | 3000 | 500 | - | 1 Form A |

Bare dies

Discrete

IGBT modules

IPMs

Stacks & boards

Driver & controller

SiC

Presspacks

SCR / diode modules

Solid state relays

Photovoltaic relays

| Product | Product status | Control current (nominal) min [mA] | Dielectric strength max [V] | Load current (AC) [mA] | Load current (DC) [mA] | Load voltage (DC) max [V] | Load voltage (AC (peak)) [V] | Response time (On) max [us] | Response time (Off) max [us] | Thermal offset [uV] | Type |
|---------------|----------------|------------------------------------|-----------------------------|------------------------|------------------------|---------------------------|------------------------------|-----------------------------|------------------------------|---------------------|----------|
| 200 V - 250 V | | | | | | | | | | | |
| PVA2352N | active | 5.0 | 4000 | 150 | 150 | 200 | 200 | 100 | 110 | 0.2 | 1 Form A |
| PVA2352NS | active | 5.0 | 4000 | 150 | 150 | 200 | 200 | 100 | 110 | 0.2 | 1 Form A |
| PVT312 | active | 5.0 | 4000 | 190 | 320 | 250 | 250 | 3000 | 500 | - | 1 Form A |
| PVT312L | active | 5.0 | 4000 | 170 | 300 | 250 | 250 | 3000 | 500 | - | 1 Form A |
| PVT312LS | active | 5.0 | 4000 | 170 | 300 | 250 | 250 | 3000 | 500 | - | 1 Form A |
| PVT312S | active | 5.0 | 4000 | 190 | 320 | 250 | 250 | 3000 | 500 | - | 1 Form A |
| PVT322 | active | 5.0 | 4000 | 170 | 170 | 250 | 250 | 3000 | 500 | - | 2 Form A |
| PVT322A | active | 5.0 | 4000 | 170 | 170 | 250 | 250 | 3000 | 500 | - | 2 Form A |
| PVT322AS | active | 5.0 | 4000 | 170 | 170 | 250 | 250 | 3000 | 500 | - | 2 Form A |
| PVT322S | active | 5.0 | 4000 | 170 | 170 | 250 | 250 | 3000 | 500 | - | 2 Form A |
| 300 V | | | | | | | | | | | |
| PVA3054N | active | 5.0 | 4000 | 50 | 50 | 300 | 300 | 60 | 100 | 0.2 | 1 Form A |
| PVA3054NS | active | 5.0 | 4000 | 50 | 50 | 300 | 300 | 60 | 100 | 0.2 | 1 Form A |
| PVA3055N | active | 5.0 | 4000 | 50 | 50 | 300 | 300 | 60 | 100 | 0.2 | 1 Form A |
| PVA3055NS | active | 5.0 | 4000 | 50 | 50 | 300 | 300 | 60 | 100 | 0.2 | 1 Form A |
| PVA3324N | active | 2.0 | 4000 | 150 | 150 | 300 | 300 | 100 | 110 | 0.2 | 1 Form A |
| PVA3324NS | active | 2.0 | 4000 | 150 | 150 | 300 | 300 | 100 | 110 | 0.2 | 1 Form A |
| PVA3354N | active | 5.0 | 4000 | 150 | 150 | 300 | 300 | 100 | 110 | 0.2 | 1 Form A |
| PVA3354NS | active | 5.0 | 4000 | 150 | 150 | 300 | 300 | 100 | 110 | 0.2 | 1 Form A |
| 400 V | | | | | | | | | | | |
| PVT412 | active | 5.0 | 4000 | 140 | 210 | 400 | 400 | 2000 | 500 | 0.5 | 1 Form A |
| PVT412A | active | 5.0 | 4000 | 240 | 360 | 400 | 400 | 3000 | 500 | - | 1 Form A |
| PVT412AS | active | 5.0 | 4000 | 240 | 360 | 400 | 400 | 3000 | 500 | - | 1 Form A |
| PVT412L | active | 5.0 | 4000 | 120 | 200 | 400 | 400 | 2000 | 500 | 0.5 | 1 Form A |
| PVT412LS | active | 5.0 | 4000 | 120 | 200 | 400 | 400 | 2000 | 500 | 0.5 | 1 Form A |
| PVT412S | active | 5.0 | 4000 | 140 | 210 | 400 | 400 | 2000 | 500 | - | 1 Form A |
| PVT422 | active | 5.0 | 4000 | 120 | 120 | 400 | 400 | 2000 | 2000 | - | 2 Form A |
| PVT422S | active | 5.0 | 4000 | 120 | 120 | 400 | 400 | 2000 | 2000 | - | 2 Form A |
| PVU414 | active | 5.0 | 4000 | 140 | 210 | 400 | 400 | 500 | 200 | 0.2 | 1 Form A |
| PVU414S | active | 5.0 | 4000 | 140 | 210 | 400 | 400 | 500 | 200 | 0.2 | 1 Form A |
| PVX6012 | active | 5.0 | 3750 | 1000 | 1000 | 400 | 400 | 7000 | 1000 | - | 1 Form A |

| |
|---------------------|
| Solid state relays |
| SCR / diode modules |
| Presspacks |
| SiC |
| Driver & controller |
| Stacks & boards |
| IPMs |
| IGBT modules |
| Discrete |
| Bare dies |



Where to buy

Infineon distribution partners and sales offices:
www.infineon.com/WhereToBuy

Service hotline

Infineon offers its toll-free 0800/4001 service hotline as one central number, available 24/7 in English, Mandarin and German.

- > Germany 0800 951 951 951 (German/English)
- > China, mainland 4001 200 951 (Mandarin/English)
- > India 000 800 4402 951 (English)
- > USA 1-866 951 9519 (English/German)
- > Other countries 00* 800 951 951 951 (English/German)
- > Direct access +49 89 234-0 (interconnection fee, German/English)

* Please note: Some countries may require you to dial a code other than "00" to access this international number.
Please visit www.infineon.com/service for your country!

www.infineon.com

Published by
Infineon Technologies AG
81726 Munich, Germany

© 2016 Infineon Technologies AG. All Rights Reserved.

Order Number: B133-H9881-V2-7600-EU-EC-P
Date: 05/2016

Please note!

THIS DOCUMENT IS FOR INFORMATION PURPOSES ONLY AND ANY INFORMATION GIVEN HEREIN SHALL IN NO EVENT BE REGARDED AS A WARRANTY, GUARANTEE OR DESCRIPTION OF ANY FUNCTIONALITY, CONDITIONS AND/OR QUALITY OF OUR PRODUCTS OR ANY SUITABILITY FOR A PARTICULAR PURPOSE. WITH REGARD TO THE TECHNICAL SPECIFICATIONS OF OUR PRODUCTS, WE KINDLY ASK YOU TO REFER TO THE RELEVANT PRODUCT DATA SHEETS PROVIDED BY US. OUR CUSTOMERS AND THEIR TECHNICAL DEPARTMENTS ARE REQUIRED TO EVALUATE THE SUITABILITY OF OUR PRODUCTS FOR THE INTENDED APPLICATION.

WE RESERVE THE RIGHT TO CHANGE THIS DOCUMENT AND/OR THE INFORMATION GIVEN HEREIN AT ANY TIME.

Additional information

For further information on technologies, our products, the application of our products, delivery terms and conditions and/or prices, please contact your nearest Infineon Technologies office (www.infineon.com).

Warnings

Due to technical requirements, our products may contain dangerous substances. For information on the types in question, please contact your nearest Infineon Technologies office.

Except as otherwise explicitly approved by us in a written document signed by authorized representatives of Infineon Technologies, our products may not be used in any life-endangering applications, including but not limited to medical, nuclear, military, life-critical or any other applications where a failure of the product or any consequences of the use thereof can result in personal injury.